





the service metals group

# ROAD TRANSPORT CATALOGUE

*VERSION 7*



# THE SERVICE METALS GROUP



● North (Scotland)

● JBL


● Head Office Leeds  
● Truck Roofs

● Painting & Fabrication Ltd  
● Servemet

● Midlands

● East Anglia

● South

<p><b>Service Metals (Head Office)</b> Howley Park Industrial Estate, Howley Park Road East, Morley, Leeds LS27 0BN Tel. 0113 252 6611 Fax: 0113 238 3413 leedssales@servicemetals.co.uk</p>	<p><b>Service Metals (Midlands)</b> Unit 2 Diglake Close Jamage Ind. Estate, Talke, Newcastle-under-Lyme, Staffordshire ST7 1XW Tel. 01782 794 530 Fax: 01782 794 531 midlandssales@servicemetals.co.uk</p>	<p><b>Service Metals (North)</b> 12 Tollpark Place, Wardpark Industrial Estate, Cumbernauld, Glasgow G68 0LN Tel. 01236 453 444 Fax: 01236 453 555 northsales@servicemetals.co.uk</p>	
<p><b>Service Metals (East Anglia)</b> Bay 4 Springwood Drive Springwood Industrial Estate Braintree, Essex CM7 2YN Tel. 01376 322 795 Fax: 01376 322 804 easales@servicemetals.co.uk</p>	<p><b>Service Metals (South)</b> Red Shute Hill, Hermitage, Newbury, Berkshire RG18 9QX Tel. 01635 201 811 Fax: 01635 201 894 southsales@servicemetals.co.uk</p>	<p><b>Service Metals Painting &amp; Fabrication Ltd</b> Unit F2 Westwood Ind. Estate, Arkwright Street, Chadderton, Oldham OL9 9LZ Tel. 0161 804 3489 paintandfabrication@servicemetals.co.uk</p>	
<p><b>JB Components</b> Heworth House, William Street, Felling, Gateshead NE10 0JP Tel. 0191 417 7854 Fax: 0191 469 7763 sales@jbgateshead.co.uk</p>	<p><b>Servemet (NW)</b> Unit D Westwood Ind. Estate, Arkwright Street, Chadderton, Oldham OL9 9LZ Tel. 0161 626 4145 Fax: 0161 626 4146 servemetsales@servemet.co.uk</p>	<p><b>Truck Roofs</b> Howley Park Industrial Estate, Howley Park Road East, Morley, Leeds LS27 0BN Tel. 0113 252 6511 Fax: 0113 253 1548 truckroofsales@servicemetals.co.uk</p>	<p> Service Metals  @ServiceMetals  Service Metals</p>

# The Service Metals Group



[www.servicemetals.co.uk](http://www.servicemetals.co.uk)

**The Service Metals Group** incorporating **Truck Roofs** is the largest independent stockist of Aluminium sheet and extrusion to the commercial vehicle and general engineering industries in Europe.

Established in 1976 the Service Metals group is recognised as the market leader in it's field.

All of our companies run their own fleet of vehicles ensuring a speedy and reliable delivery service throughout the UK and Ireland.

In line with our company policy of continuous improvement and product range development, we are pleased to present our latest catalogue. This details regular established items, together with new additional products developed to meet today's industrial needs.

**Please Note:**

1. Over the years various Aluminium Stockists have followed our numbering system for Road Transport Sections, but have not always copied our shapes exactly. To avoid errors, please always refer to our catalogue when ordering to our numbers.
2. Service Metals reserves the right to modify the specification and forms of the extrusions illustrated in this catalogue. Whilst all possible care has been taken to ensure the information illustrated is as accurate as possible, discrepancies may occur.
3. All weights shown in this catalogue are for guidance use only. They are calculated using nominal dimensions and scientifically proven densities. Please note, weights may vary in reality from shown weights due to manufacturing and material variances.



# Contents

<b>A</b>		<b>M</b>	
Alloy Specifications	5	Miscellaneous Tube	18
Assembly Index	95	Mouldings	26
<b>B</b>		Mud Flaps	116
Back Frame Extrusions	43	<b>P</b>	
Bespoke Special Extrusions	138	Patterned Sheet	23
<b>C</b>		Plain Sheet	21
Cant Rails	64	Powder Coating	137
Capping Pillars	78	<b>R</b>	
Carrier Systems	117	Rectangular Hollow Sections	20
Castings	83	Rearbearers	30
Channels	8	Roller Shutters	136
Coil	22	Round Bars	14
Continuous Hinge	135	Round Tubes	16
Corner Pillars	71	Rub Rails	53
Crossbearers & Runners	28	<b>S</b>	
Curtainsider Accessories	96	Shate	25
Curtainsider System	97	Side Guard Components	111
Curtain Track	79	Side Raves	31
<b>D</b>		Side Rave Lashing Ring	42
Door Blanks	133	Sliding Door Track	82
Door Blank & GRP Cappings	134	Square Bars	15
Dropside Hinges	104	Square Hollow Sections	19
Dropside Pillars	105	Steel Sections	118
Dropside System	107	<b>T</b>	
<b>E</b>		Tee Sections	10
Embossed Mud Flaps	116	Terms and Conditions	143
Equal Angles	6	3D Printing	140
<b>F</b>		Timber Flooring	128
Fabricated Truck Roofs	98	Timber Tie Rail	129
Fiberglass Roof Sheet	99	Tipper Pillars	108
Flat Bars	11	Tipper Systems	109
Floor Planks	44	Tool Boxes	116
<b>G</b>		Top Hats	47
GRP Panels	130	Type Approved Side Guard Kits	115
Guillotining	25	<b>U</b>	
Gussets	46	Under Equal Angles	7
<b>H</b>		Under Run Bar System	115
Hollow Planks	100	<b>V</b>	
Hollow Plank Cappings	104	Van Clip	58
Hose Tray	54	V Groove Side Raves	40
<b>I</b>		<b>W</b>	
I Beams	9	Walking Floor Trailer Components	59
<b>K</b>		Welded Tipper Sections	55
Kada Pole & End Cap	18	Weather Seal	134
Kick Strips	51	<b>Z</b>	
<b>L</b>		Zeds	50
Ladder Rung	18		
Lashing Ring	42		
Livestock Sections	54		



# Aluminium Alloy Specifications

Alloy	Temper	0.2% Proof Stress (MPa)	Tensile Strength (MPa)	Shear Strength (MPa)	Elongation A5 (%)	Hardness Vickers (HV)
1050A	O	35	80	50	42	20
	H12	85	100	60	12	30
	H14	105	115	70	10	36
	H16	120	130	80	7	-
	H18	140	150	85	6	44
2011	T3	290	365	220	15	100
	T6	300	395	235	12	115
2014	T4	275	430	260	18	120
	T6	425	485	290	12	150
3003	O	50	110	75	29	29
	H14	145	160	95	9	46
3103	O	45	105	70	29	29
	H14	140	155	90	9	46
5005	H14	145	160	95	12	46
5083	O/H111	145	300	175	23	75
	H32	240	330	185	17	95
5251	O	80	180	115	26	46
	H22	165	210	125	14	65
	H24	190	230	135	13	70
	H26	215	255	145	9	75
5454	O	110	235	150	25	60
	H22	205	265	160	15	80
	H24	235	290	175	14	85
	H26	260	315	190	10	90
5754	O	100	215	140	25	55
	H22	185	245	150	15	75
	H24	215	270	160	14	80
	H26	245	290	170	10	85
6005A	T4	110	210	-	16	-
	T5	240	270	-	13	-
	T6	262	285	175	12	95
6063	T4	90	160	110	21	50
	T5	175	215	135	14	65
	T6	210	245	150	14	80
6082	T4	170	260	170	19	75
	T5	275	325	195	11	95
	T6	310	340	210	11	100

*Please contact our sales office for information regarding available specifications.*

**Please Note (i)**

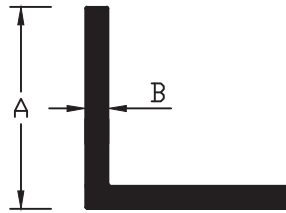
Information shown above is for description purposes only and does not represent warranty or guarantee regardless of accuracy



**Please Note (ii)**

Alloys / tempers shown are not all readily available. Supplied materials may incorporate alloys / tempers that are not listed above.

# Equal Angles



Code No.	Imperial Sizes (inches)		Weight kg/m	Metric Sizes (mm)	
	A	B		A	B
A01	3/8	1/16	.076	9.5	1.6
A02	1/2	1/16	.103	12.7	1.6
A03		1/8	.190		3.2
A04	5/8	1/16	.128	15.9	1.6
A05		1/8	.246		3.2
A06	3/4	1/16	.156	19.0	1.6
A07		1/8	.301		3.2
A08	7/8	1/16	.183	22.2	1.6
A09		1/8	.350		3.2
A10	1	1/16	.213	25.4	1.6
A11		1/8	.411		3.2
A12		3/16	.597		4.8
A13		1/4	.768		6.4
A15	1 1/4	1/16	.265	31.8	1.6
A16		1/8	.519		3.2
A17		3/16	.756		4.8
A18		1/4	.984		6.4
A19	1 3/8	1/8	.545	34.9	3.2
A20	1 1/2	1/16	.329	38.1	1.6
A21		1/8	.628		3.2
A22		3/16	.921		4.8
A23		1/4	1.204		6.4
A24	1 3/4	1/8	.737	44.5	3.2
A25		1/4	1.421		6.4
A26	2	1/16	.430	50.8	1.6
A27		1/8	.847		3.2
A28		3/16	1.247		4.8
A29		1/4	1.64		6.4
A30		3/8	2.36		9.5
A31		2 1/2	1/8		1.066
A32	3/16		1.662	4.8	
A33	1/4		2.078	6.4	
A34	3/8		3.063	9.5	
A35	3	1/8	1.284	76.2	3.2
A36		3/16	1.907		4.8
A37		1/4	2.515		6.4
A38		3/8	3.728		9.5
A39	4	1/8	1.683	101.6	3.2
A40		1/4	3.500		6.4
A41		3/8	5.250		9.5
A42		1/2	6.620		12.7
A43	6	1/2	10.151	152.4	12.7

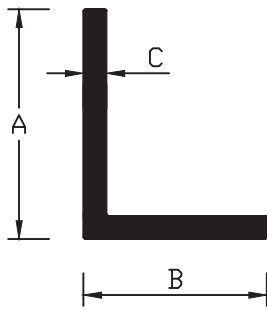
*If the size you require is not listed, please contact us as our stock range is constantly being increased.*

PLEASE NOTE - All sections are Aluminium unless otherwise stated.  
- All dimensions millimeters unless otherwise stated.



www.servicemetals.co.uk

# Unequal Angles



Code No.	Imperial Sizes (inches)			Weight kg/m	Metric Sizes (mm)				
	A	B	C		A	B	C		
A50	3/4	3/8	1/16	.106	19.0	9.5	1.6		
A51		1/2	1/16	.129		12.7	1.6		
A52		1/2	1/8	.246		12.7	3.2		
A53	1	1/2	1/16	.156	25.4	12.7	1.6		
A54		1/2	1/8	.302		12.7	3.2		
A55		5/8	1/8	.327		15.9	3.2		
A56		3/4	1/16	.189		19.0	1.6		
A57		3/4	1/8	.356		19.0	3.2		
A58		1 1/4	1/2	1/8		.356	31.8	12.7	3.2
A59			3/4	1/8		.409		19.0	3.2
A60	1		1/8	.464	25.4	3.2			
A61	1 1/2	1/2	1/8	.409	38.1	12.7	3.2		
A62		3/4	1/8	.464		19.0	3.2		
A63		1	1/16	.265		25.4	1.6		
A64		1	1/8	.513		25.4	3.2		
A65		1	3/16	.760		25.4	4.8		
A66		1 3/4	3/4	1/8		.530	44.5	19.0	3.2
A67	7/8		1/8	.546	22.2	3.2			
A68	1		1/8	.574	25.4	3.2			
A69	2	1/2	1/8	.518	50.8	12.7	3.2		
A70		3/4	1/8	.574		19.0	3.2		
A71		1	1/8	.628		25.4	3.2		
A72		1	3/16	.918		25.4	4.8		
A73		1	1/4	1.202		25.4	6.4		
A74		1 1/4	1/8	.670		31.8	3.2		
A75		1 1/2	1/8	.738		38.1	3.2		
A76		1 1/2	3/16	1.083		38.1	4.8		
A77		1 1/2	1/4	1.426		38.1	6.4		
A78		2 1/4	1 1/4	1/8		.738	57.2	31.8	3.2
A79	2 1/2	1	1/8	.738	63.5	25.4	3.2		
A80		1 1/2	1/8	.851		38.1	3.2		
A81		1 1/2	3/16	1.249		38.1	4.8		
A82		1 1/2	1/4	1.640		38.1	6.4		
A83		2	3/16	1.477		50.8	4.8		
A84		2	1/4	1.905		50.8	6.4		
A85		3	1	1/8		.847	76.2	25.4	3.2
A86	1		1/4	1.654	25.4	6.4			
A87	1 1/2		1/8	.955	38.1	3.2			
A88	1 1/2		1/4	1.860	38.1	6.4			
A89	2		1/8	1.066	50.8	3.2			
A90	2		3/16	1.610	50.8	4.8			
A91	2		1/4	2.078	50.8	6.4			
A92	4		1	1/8	1.066	101.6		25.4	3.2
A93			2	1/8	1.282			50.8	3.2
A94			2	1/4	2.515			50.8	6.4
A95		3	1/4	2.993	76.2		6.4		
A96		3	3/8	4.404	76.2		9.5		
A97	6	3	1/4	3.800	152.4	76.2	6.4		
A98		3	3/8	5.724		76.2	9.5		

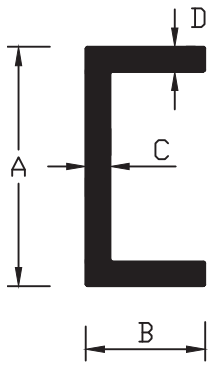
*If the size you require is not listed, please contact us as our stock range is constantly being increased.*

PLEASE NOTE - All sections are Aluminium unless otherwise stated.  
- All dimensions millimeters unless otherwise stated.



www.servicemetals.co.uk

# Channels



Code No.	Imperial Sizes (inches)				Weight kg/m	Metric Sizes (mm)			
	A	B	C	D		A	B	C	D
CH01	1/4	3/8	0.050	0.050	.070	6.4	9.5	1.3	1.3
CH02	3/8	3/8	1/16	1/16	.110	9.5	9.5	1.6	1.6
CH03	1/2	1/2	1/16	1/16	.147	12.7	12.7	1.6	1.6
CH04		1/2	1/8	1/8	.272		12.7	3.2	3.2
CH05		5/8	1/8	1/8	.340		15.9	3.2	3.2
CH06	5/8	5/8	1/16	1/16	.196	15.9	15.9	1.6	1.6
CH07		5/8	1/8	1/8	.351		15.9	3.2	3.2
CH08	3/4	1/2	1/16	1/16	.201	19.0	12.7	1.6	1.6
CH09		1/2	1/8	1/8	.327		12.7	3.2	3.2
CH10		3/4	1/16	1/16	.239		19.0	1.6	1.6
CH11		3/4	1/8	1/8	.438		19.0	3.2	3.2
CH12	7/8	7/8	1/8	1/8	.509	22.2	22.2	3.2	3.2
CH13	1	1/2	1/8	1/8	.381	25.4	12.7	3.2	3.2
CH14		3/4	1/8	1/8	.491		19.0	3.2	3.2
CH15		1	1/8	1/8	.603		25.4	3.2	3.2
CH16		1 1/2	1/8	1/8	.850		38.1	3.2	3.2
CH17		2	1/8	1/8	1.016		50.8	3.2	3.2
CH18	1 1/8	3/4	1/8	1/8	.519	28.6	19.0	3.2	3.2
CH19		1	1/8	1/8	.628		25.4	3.2	3.2
CH20	1 1/4	1/2	1/8	1/8	.438	31.8	12.7	3.2	3.2
CH21		3/4	1/8	1/8	.548		19.0	3.2	3.2
CH22		1	1/8	1/8	.689		25.4	3.2	3.2
CH23		1 1/4	1/8	1/8	.765		31.8	3.2	3.2
CH24		1 1/4	3/16	3/16	1.108		31.8	4.8	4.8
CH25	1 3/8	1	1/8	1/8	.683	34.9	25.4	3.2	3.2
CH26	1 1/2	3/4	1/8	1/8	.600	38.1	19.0	3.2	3.2
CH27		1	1/8	1/8	.710		25.4	3.2	3.2
CH28		1 1/2	1/8	1/8	.929		38.1	3.2	3.2
CH29		1 1/2	3/16	3/16	1.470		38.1	4.8	4.8
CH30	1 3/4	1	1/8	1/8	.765	44.5	25.4	3.2	3.2
CH31	2	1/2	1/8	1/8	.620	50.8	12.7	3.2	3.2
CH32		1	1/8	1/8	.821		25.4	3.2	3.2
CH33		1	3/16	3/16	1.186		25.4	4.8	4.8
CH34		1	1/4	1/4	1.531		25.4	6.4	6.4
CH35		1 1/2	1/8	1/8	1.034		38.1	3.2	3.2
CH36		1 1/2	1/4	1/4	1.969		38.1	6.4	6.4
CH37		2	1/8	1/8	1.256		50.8	3.2	3.2
* CH38		2	1/4	1/4	2.406		50.8	6.4	6.4
* CH39	2 1/4	1 1/4	3/16	3/16	1.432	57.2	31.8	4.8	4.8
* CH40	2 1/2	1	1/8	1/8	.929	63.5	25.4	3.2	3.2
* CH41		1 1/2	3/16	3/16	1.801		38.1	4.8	4.8

*If the size you require is not listed, please contact us as our stock range is constantly being increased.*

\*Denotes radius root

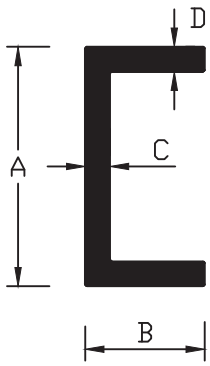
PLEASE NOTE - All sections are Aluminium unless otherwise stated.  
- All dimensions millimeters unless otherwise stated.



www.servicemetals.co.uk



# Channels

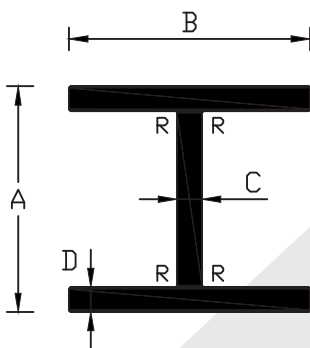


Code No.	Imperial Sizes (inches)				Weight kg/m	Metric Sizes (mm)			
	A	B	C	D		A	B	C	D
CH42	3	1 1/2	1/8	1/8	1.32	76.2	38.1	3.2	3.2
* CH43		1 1/2	3/16	3/16	1.82		38.1	4.8	4.8
CH44		1 1/2	1/4	.230	1.80		38.1	3.2	5.8
CH45		1 1/2	1/4	1/4	2.42		38.1	6.4	6.4
CH47		1 1/2	1/4	5/16	2.75		38.1	6.4	8.0
CH48		2	1/4	1/4	2.84		50.8	6.4	6.4
* CH49	4	2	.200	.325	3.52	101.6	50.8	5.1	8.3
CH50		2	1/4	1/4	3.05		50.8	6.4	6.4
* CH51		2	1/4	5/16	3.75		50.8	6.4	8.0
* CH52	5	2	.220	.325	4.02	127.0	50.8	5.6	8.3
* CH53		2 1/2	1/4	3/8	5.26		63.5	6.4	9.5
* CH54	6	2	.150	.200	2.91	152.4	50.8	3.8	5.1
* CH55		2	3/16	1/4	3.68		50.8	4.8	6.4
* CH56		2	1/4	5/16	4.68		50.8	6.4	8.0
* CH57		3	1/4	3/8	6.39		76.2	6.4	9.5
* CH58		3	3/8	1/2	8.69		76.2	9.5	12.7
* CH59	7	2 1/2	1/4	1/4	5.13	177.8	63.5	6.4	6.4
* CH60		3	3/8	1/2	9.36		76.2	9.5	12.7
* CH61	8	3	3/8	1/2	9.87	203.7	76.2	9.5	12.7
* CH62	9	3	3/8	1/2	10.54	228.6	76.2	9.5	12.7
* CH63	10	3	3/8	1/2	11.40	254.0	76.2	9.5	12.7

If the size you require is not listed, please contact us as our stock range is constantly being increased.

\*Denotes radius root

# I Beams



A	Imperial Sizes (inches)				Weight kg/m	Metric Sizes (mm)			
	B	C	D	A		B	C	D	
3	3	3/16	1/4	3.66	76.2	76.2	4.8	6.4	
4	3	3/16	1/4	3.84	101.6	76.2	4.8	6.4	

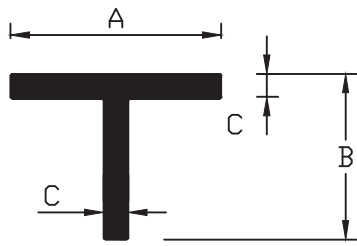
R = 3/8" (9.5mm) radius root

PLEASE NOTE - All sections are Aluminium unless otherwise stated.  
- All dimensions millimeters unless otherwise stated.



www.servicemetals.co.uk

# Tee Sections



Code No.	Imperial Sizes (inches)			Weight kg/m	Metric Sizes (mm)		
	A	B	C		A	B	C
T01	1/2	1/2	1/16	.104	12.7	12.7	1.6
T02	5/8	5/8	1/8	.250	15.9	15.9	3.2
T03	3/4	3/4	1/16	.160	19.0	19.0	1.6
T04		3/4	1/8	.302		19.0	3.2
T05	7/8	7/8	1/8	.360	22.2	22.2	3.2
T06	1	1	1/16	.213	25.4	25.4	1.6
T07		1	1/8	.411		25.4	3.2
T08		2	1/8	.631		50.8	3.2
T09	1 1/4	1 1/4	1/8	.520	31.8	31.8	3.2
T10	1 1/2	1 1/2	1/8	.631	38.1	38.1	3.2
T11		1 1/2	1/4	1.210		38.1	6.4
T12	2	1	1/8	.631	50.8	25.4	3.2
T13		2	1/8	.851		50.8	3.2
T14		2	1/4	1.652		50.8	6.4
T15	2 1/2	2 1/2	1/4	2.140	63.5	63.5	6.4
T16	3	3	1/4	2.570	76.2	76.2	6.4
T17	4	3	1/4	3.021	101.6	76.2	6.4
T18		4	1/4	3.410		101.6	6.4
T19		4	3/8	4.431		101.6	9.5

*If the size you require is not listed, please contact us as our stock range is constantly being increased.*

PLEASE NOTE - All sections are Aluminium unless otherwise stated.  
- All dimensions millimeters unless otherwise stated.



[www.servicemetals.co.uk](http://www.servicemetals.co.uk)

# Flat Bars



Code No.	Imperial Sizes (inches)		Weight kg/m	Metric Sizes (mm)			
	A	B		A	B		
FB01	3/8	1/8	.082	9.5	3.2		
FB02		1/4	.164		6.4		
FB03	1/2	1/16	.055	12.7	1.6		
FB04		1/8	.110		3.2		
FB05		3/16	.165		4.8		
FB06		1/4	.220		6.4		
FB07		3/8	.330		9.5		
FB08		5/8	1/8		.140	15.9	3.2
FB09			3/16		.205		4.8
FB10	1/4		.274	6.4			
FB11	3/8		.411	9.5			
FB12	1/2		.550	12.7			
FB13	3/4		1/16	.082	19.0		1.6
FB14		1/8	.165	3.2			
FB15		3/16	.246	4.8			
FB16		1/4	.330	6.4			
FB17		5/16	.411	8.0			
FB18		3/8	.494	9.5			
FB19		1/2	.660	12.7			
FB20		5/8	.823	15.9			
FB21		7/8	1/8	.192		22.2	3.2
FB22			3/16	.289			4.8
FB23	1/4		.384	6.4			
FB24	3/8		.576	9.5			
FB25	1/2		.770	12.7			
FB26	1	1/16	.112	25.4	1.6		
FB27		1/8	.220		3.2		
FB28		3/16	.330		4.8		
FB29		1/4	.440		6.4		
FB30		5/16	.550		8.0		
FB31		3/8	.660		9.5		
FB32		1/2	.880		12.7		
FB33		5/8	1.100		15.9		
FB34		3/4	1.320		19.0		
FB35		1 1/4	1/8		.274	31.8	3.2
FB36	3/16		.411	4.8			
FB37	1/4		.550	6.4			
FB38	5/16		.686	8.0			
FB39	3/8		.823	9.5			
FB40	1/2		1.100	12.7			
FB41	5/8		1.372	15.9			
FB42	3/4		1.652	19.0			
FB43	1		2.200	25.4			

*If the size you require is not listed, please contact us as our stock range is constantly being increased.*

PLEASE NOTE - All sections are Aluminium unless otherwise stated.  
- All dimensions millimeters unless otherwise stated.



[www.servicemetals.co.uk](http://www.servicemetals.co.uk)

# Flat Bars



Code No.	Imperial Sizes (inches)		Weight kg/m	Metric Sizes (mm)	
	A	B		A	B
FB44	1 1/2	1/16	.165	38.1	1.6
FB45		1/8	.330		3.2
FB46		3/16	.494		4.8
FB47		1/4	.660		6.4
FB48		5/16	.823		8.0
FB49		3/8	.988		9.5
FB50		1/2	1.320		12.7
FB51		5/8	1.652		15.9
FB52		3/4	1.980		19.0
FB53		1	2.634		25.4
FB54	1 3/4	1/8	.384	44.5	3.2
FB55		3/16	.576		4.8
FB56		1/4	.770		6.4
FB57		3/8	1.152		9.5
FB58		1/2	1.537		12.7
FB59		3/4	2.290		19.0
FB60		1	3.070		25.4
FB61		2	1/8		.440
FB62	3/16		.660	4.8	
FB63	1/4		.880	6.4	
FB64	5/16		1.100	8.0	
FB65	3/8		1.320	9.5	
FB66	1/2		1.760	12.7	
FB67	5/8		2.200	15.9	
FB68	3/4		2.634	19.0	
FB69	1		3.512	25.4	
FB70	1 1/2		5.267	38.1	
FB71	2 1/4	1/4	.988	57.2	6.4
FB72	2 1/2	1/8	.550	63.5	3.2
FB73		3/16	.823		4.8
FB74		1/4	1.100		6.4
FB75		3/8	1.652		9.5
FB76		1/2	2.200		12.7
FB77		3/4	3.330		19.0
FB78		1	4.390		25.4
FB79		1 1/2	6.580		38.1

*If the size you require is not listed, please contact us as our stock range is constantly being increased.*

PLEASE NOTE - All sections are Aluminium unless otherwise stated.  
- All dimensions millimeters unless otherwise stated.



[www.servicemetals.co.uk](http://www.servicemetals.co.uk)

# Flat Bars



Code No.	Imperial Sizes (inches)		Weight kg/m	Metric Sizes (mm)	
	A	B		A	B
FB80	3	1/8	.660	76.2	3.2
FB81		3/16	.988		4.8
FB82		1/4	1.320		6.4
FB83		3/8	1.980		9.5
FB84		1/2	2.634		12.7
FB85		5/8	3.330		15.9
FB86		3/4	3.960		19.0
FB87		1	5.267		25.4
FB88		1 1/2	7.90		38.1
FB89		2	10.53		50.8
FB90	3 1/2	1/4	1.537	88.9	6.4
FB91		1/2	3.070		12.7
FB92	4	1/8	.880	101.6	3.2
FB93		3/16	1.320		4.8
FB94		1/4	1.760		6.4
FB95		3/8	2.634		9.5
FB96		1/2	3.512		12.7
FB97		5/8	4.390		15.9
FB98		3/4	5.267		19.0
FB99		1	7.023		25.4
FB100		1 1/2	10.530		38.1
FB101		2	14.049		50.8
FB102		5	1/4		2.200
FB103	3/8		3.300	9.5	
FB104	1/2		4.390	12.7	
FB105	3/4		6.580	19.0	
FB106	1/8		1.320	152.4	3.2
FB107	1/4	2.634	6.4		
FB108	3/8	3.960	9.5		
FB109	1/2	5.267	12.7		
FB110	3/4	8.090	19.0		
FB111	1	10.530	25.4		


*If the size you require is not listed, please contact us as our stock range is constantly being increased.*

PLEASE NOTE - All sections are Aluminium unless otherwise stated.  
- All dimensions millimeters unless otherwise stated.



[www.servicemetals.co.uk](http://www.servicemetals.co.uk)

# Round Bars



Code No.	Imperial Sizes (inches - diameter)	Weight kg/m	Metric Sizes (mm - diameter)
RB01	1/8	.021	3.2
RB02	3/16	.051	4.8
RB03	1/4	.089	6.4
RB04	5/16	.168	8.0
RB05	3/8	.199	9.5
RB06	7/16	.271	11.1
RB07	1/2	.354	12.7
RB08	9/16	.448	14.3
RB09	5/8	.554	15.9
RB10	11/16	.670	17.5
RB11	3/4	.796	19.0
RB12	13/16	.933	20.7
RB13	7/8	1.083	22.2
RB14	15/16	1.207	23.8
RB15	1	1.414	25.4
RB16	1 1/8	1.786	28.6
RB17	1 1/4	2.202	31.8
RB18	1 3/8	2.679	34.9
RB19	1 1/2	3.185	38.1
RB20	1 5/8	3.735	41.3
RB21	1 3/4	4.345	44.5
RB22	1 7/8	4.971	47.6
RB23	2	5.655	50.8
RB24	2 1/8	6.399	54.0
RB25	2 1/4	7.158	57.2
RB26	2 3/8	7.992	60.3
RB27	2 1/2	8.855	63.5
RB28	2 5/8	9.748	66.7
RB29	2 3/4	10.40	69.9
RB30	3	12.37	76.2
RB31	3 1/4	14.51	82.5
RB32	3 1/2	16.82	88.9
RB33	3 3/4	19.35	95.3
RB34	4	22.02	101.6
RB35	4 1/8	24.85	107.9
RB36	4 1/2	27.83	114.3
RB37	4 3/4	30.96	121.0
RB38	5	34.40	127.0
RB39	5 1/4	37.80	133.4
RB40	5 1/2	41.50	139.7
RB41	5 3/4	45.40	146.0
RB42	6	49.40	152.4
RB43	6 1/2	58.0	165.1
RB44	7	67.30	177.8
RB45	7 1/2	77.20	190.5
RB46	8	87.90	203.2


*If the size you require is not listed, please contact us as our stock range is constantly being increased.*

PLEASE NOTE - All sections are Aluminium unless otherwise stated.  
- All dimensions millimeters unless otherwise stated.



[www.servicemetals.co.uk](http://www.servicemetals.co.uk)

# Round Bars



Code No.	Imperial Sizes (inches - diameter)	Weight kg/m	Metric Sizes (mm - diameter)
RB47	9	111.3	228.6
RB48	10	137.4	254.0
RB49	11	166.2	279.4
RB50	12	197.9	304.8
RB51	13	232.5	330.2
RB52	14	269.6	355.6
RB53	15	350.0	406.4

# Square Bars



Code No.	Imperial Sizes (inches - square)	Weight kg/m	Metric Sizes (mm - square)
SB01	1/4	.110	6.4
SB02	5/8	.171	8.0
SB03	3/8	.240	9.5
SB04	1/2	.440	12.7
SB05	5/8	.690	15.9
SB06	3/4	.988	19.0
SB07	7/8	1.344	22.2
SB08	1	1.760	25.4
SB09	1 1/4	2.740	31.8
SB10	1 1/2	3.960	38.1
SB11	1 3/4	5.370	44.5
SB12	2	7.024	50.8
SB13	2 1/4	8.880	57.2
SB14	2 1/2	10.980	63.5
SB15	3	15.805	76.2
SB16	4	28.127	101.6
SB17	5	44.500	127.0
SB18	6	63.100	152.4

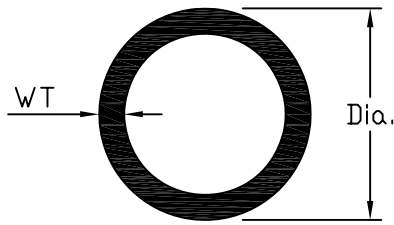
*If the size you require is not listed, please contact us as our stock range is constantly being increased.*

PLEASE NOTE - All sections are Aluminium unless otherwise stated.  
- All dimensions millimeters unless otherwise stated.



[www.servicemetals.co.uk](http://www.servicemetals.co.uk)

# Round Tubes



Code No.	Imperial Sizes (inches)		Weight kg/m	Metric Sizes (mm)	
	OD	Wall (WT)		OD	Wall (WT)
<b>RT01</b>	1/4	20 swg	.042	6.4	0.9
<b>RT02</b>		16 swg	.065		1.6
<b>RT03</b>	5/16	20 swg	.055	8.0	0.9
<b>RT04</b>		16 swg	.088		1.6
<b>RT05</b>	3/8	20 swg	.067	9.5	0.9
<b>RT06</b>		16 swg	.109		1.6
<b>RT07</b>	1/2	16 swg	.153	12.7	1.6
<b>RT08</b>		10 swg	.260		3.2
<b>RT09</b>	5/8	16 swg	.200	15.9	1.6
<b>RT10</b>		10 swg	.350		3.2
<b>RT11</b>	3/4	18 swg	.184	19.0	1.2
<b>RT12</b>		16 swg	.241		1.6
<b>RT13</b>		14 swg	.293		2.0
<b>RT14</b>		12 swg	.368		2.6
<b>RT15</b>		10 swg	.440		3.2
<b>RT16</b>	7/8	16 swg	.284	22.2	1.6
<b>RT17</b>		10 swg	.524		3.2
<b>RT18</b>	1	18 swg	.250	25.4	1.2
<b>RT19</b>		16 swg	.330		1.6
<b>RT20</b>		10 swg	.612		3.2
<b>RT21</b>		3/16	.840		4.8
<b>RT22</b>	1 1/8	16 swg	.372	28.6	1.6
<b>RT23</b>		10 swg	.700		3.2
<b>RT24</b>	1 1/4	16 swg	.415	31.8	1.6
<b>RT25</b>		10 swg	.790		3.2
<b>RT26</b>	1 3/8	16 swg	.460	34.9	1.6
<b>RT27</b>		10 swg	.875		3.2
<b>RT28</b>	1 1/2	16 swg	.503	38.1	1.6
<b>RT66</b>		12 swg	.797		2.6
<b>RT29</b>		10 swg	.963		3.2
<b>RT30</b>		1/4	1.710		6.4
<b>RT31</b>	1 5/8	16 swg	.550	41.3	1.6
<b>RT32</b>		10 swg	1.050		3.2
<b>RT33</b>	1 3/4	16 swg	.591	44.5	1.6
<b>RT34</b>		10 swg	1.140		3.2
<b>RT35</b>	1 7/8	10 swg	1.225	47.6	3.2
<b>RT65</b>	1 29/32	12 swg	1.028	48.4	2.6
<b>RT36</b>		7 swg	1.652		4.5
<b>RT37</b>	2	16 swg	.680	50.8	1.6
<b>RT38</b>		10 swg	1.320		3.2
<b>RT39</b>		3/16	1.870		4.8
<b>RT40</b>		1/4	2.411		6.4
<b>RT41</b>	2 1/4	16 swg	.766	57.1	1.6
<b>RT42</b>		10 swg	1.490		3.2
<b>RT43</b>		1/4	2.753		6.4



can be used with -  
ENG2014  
1.1/2" OD Tube  
Bracket section.

If the size you require is not listed, please contact us as our stock range is constantly being increased.

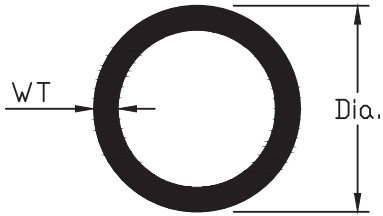
**PLEASE NOTE** - All sections are Aluminium unless otherwise stated.  
- All dimensions millimeters unless otherwise stated.



[www.servicemetals.co.uk](http://www.servicemetals.co.uk)



# Round Tube



Code No.	Imperial Sizes (inches)		Weight kg/m	Metric Sizes (mm)	
	OD	Wall (WT)		OD	Wall (WT)
<b>RT44</b>	2 1/2	16 swg	.860	63.5	1.6
<b>RT45</b>		10 swg	1.670		3.2
<b>RT46</b>		1/4	3.110		6.4
<b>RT47</b>	2 3/4	10 swg	1.850	69.8	3.2
<b>RT48</b>	3	16 swg	1.051	76.2	1.6
<b>RT49</b>		10 swg	2.030		3.2
<b>RT50</b>		1/4	3.780		6.4
<b>RT51</b>	3 1/4	16 swg	1.167	82.5	1.6
<b>RT52</b>		10 swg	2.200		3.2
<b>RT53</b>	3 1/2	16 swg	1.205	88.9	1.6
<b>RT54</b>		10 swg	2.370		3.2
<b>RT55</b>		1/4	4.480		6.4
<b>RT56</b>	4	16 swg	1.381	101.6	1.6
<b>RT57</b>		10 swg	2.730		3.2
<b>RT58</b>		1/4	5.170		6.4
<b>RT59</b>	4 1/2	10 swg	3.080	114.3	3.2
<b>RT60</b>		1/4	5.680		6.4
<b>RT61</b>	5	10 swg	3.440	127.0	3.2
<b>RT62</b>	6	10 swg	4.120	152.4	3.2
<b>RT63</b>		1/4	7.950		6.4
<b>RT64</b>		0.098	3.180		2.5

*If the size you require is not listed, please contact us as our stock range is constantly being increased.*

**PLEASE NOTE** - All sections are Aluminium unless otherwise stated.  
- All dimensions millimeters unless otherwise stated.


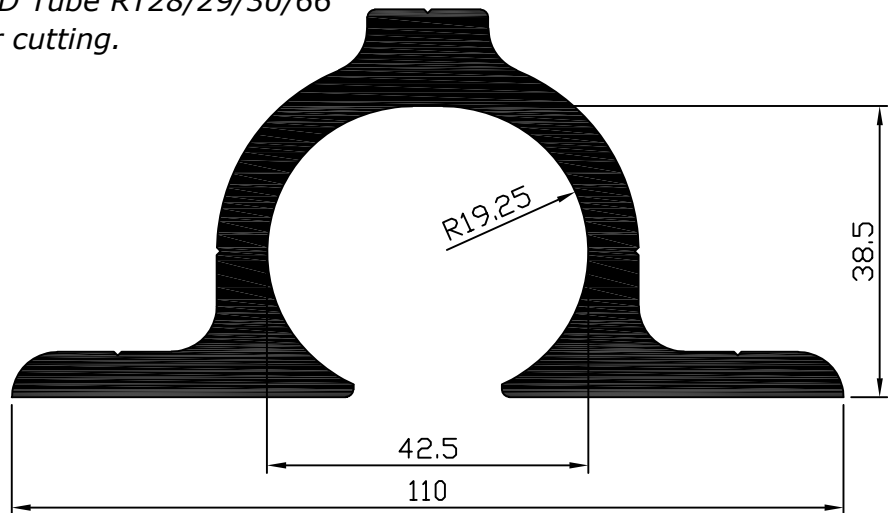


[www.servicemetals.co.uk](http://www.servicemetals.co.uk)

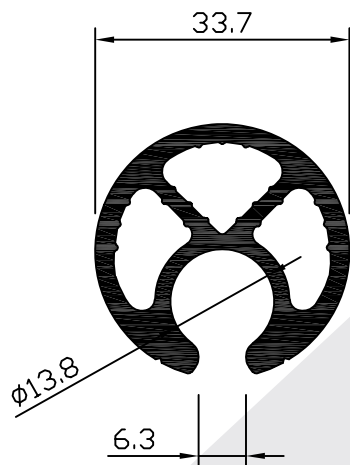
# Miscellaneous Tubes

## ENG2014 Tube Bracket


For use with 38mm OD Tube RT28/29/30/66  
supplied in lengths for cutting.



**LR95**  
Ladder Rung  
0.623 kg/m



**KADA Pole**  
Curtain Runner  
1.053 kg/m



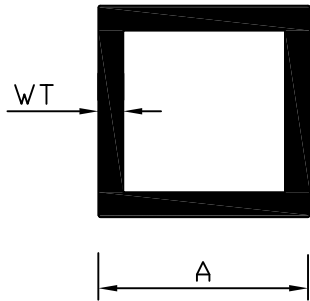
**END CAP (KADA Pole)**  
Curtain Runner

**PLEASE NOTE** - All sections are Aluminium unless otherwise stated.  
- All dimensions millimeters unless otherwise stated.



[www.servicemetals.co.uk](http://www.servicemetals.co.uk)

# Square Hollow Sections



Code No.	Imperial Sizes (inches)		Weight kg/m	Metric Sizes (mm)	
	A	Wall (WT)		A	Wall (WT)
<b>SHS01</b>	1/2	16 swg	.192	12.7	1.6
<b>SHS02</b>	5/8	16 swg	.270	15.9	1.6
<b>SHS03</b>	3/4	16 swg	.308	19.0	1.6
<b>SHS04</b>		10 swg	.547		3.2
<b>SHS05</b>	1	16 swg	.420	25.4	1.6
<b>SHS06</b>		10 swg	.766		3.2
<b>SHS07</b>	1 1/4	16 swg	.530	31.8	1.6
<b>SHS08</b>		10 swg	1.060		3.2
<b>SHS09</b>	1 1/2	16 swg	.631	38.1	1.6
<b>SHS10</b>		10 swg	1.210		3.2
<b>SHS11</b>	1 3/4	10 swg	1.420	44.5	3.2
<b>SHS12</b>	2	16 swg	.871	50.8	1.6
<b>SHS13</b>		10 swg	1.640		3.2
<b>SHS14</b>		1/4	3.118		6.4
<b>SHS15</b>	2 1/2	10 swg	2.100	63.5	3.2
<b>SHS16</b>	3	10 swg	2.514	76.2	3.2
<b>SHS17</b>		1/4	4.950		6.4
<b>SHS19</b>	4	10 swg	3.389	101.6	3.2
<b>SHS20</b>		1/4	6.500		6.4
<b>SHS21</b>	3.94	0.079	2.120	100.0	2.0
<b>SHS22</b>	5.91	0.118	4.760	150.0	3.0

\*

*If the size you require is not listed, please contact us as our stock range is constantly being increased.*

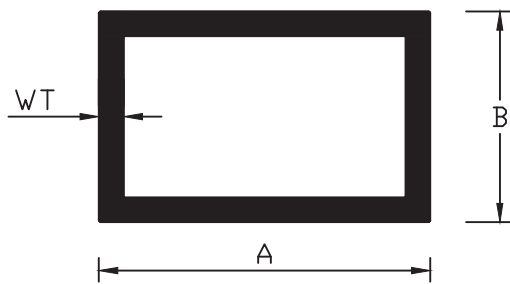
*\*Variant may be available with External Radius Corners - please check with our sales office.*

**PLEASE NOTE - All sections are Aluminium unless otherwise stated.  
- All dimensions millimeters unless otherwise stated.**



[www.servicemetals.co.uk](http://www.servicemetals.co.uk)

# Rectangular Hollow Sections



Code No.	Imperial Sizes (inches)			Weight kg/m	Metric Sizes (mm)		
	A	B	Wall (WT)		A	B	Wall (WT)
RHS00				.499	30.0	20.0	2.0
RHS01	1 1/2	3/4	10 swg	.874	38.1	19.0	3.2
RHS02		1	10 swg	1.030		25.4	3.2
RHS01B	1.57	.79	.059	.460	40.0	20.0	1.5
RHS04A	1.97	1.18	.118	1.200	50.0	30.0	3.0
RHS03	2	1	10 swg	1.200	50.8	25.4	3.2
RHS04		1 1/4	10 swg	1.178		31.8	3.2
RHS05		1 1/2	10 swg	1.430		38.1	3.2
RHS06	2 1/2	1	10 swg	1.400	63.5	25.4	3.2
RHS07	3	1	10 swg	1.640	76.2	25.4	3.2
RHS08		1 1/2	10 swg	1.900		38.1	3.2
RHS09		1 3/4	10 swg	2.020		44.5	3.2
RHS10		2	10 swg	2.039		50.8	3.2
RHS11	4	1	10 swg	2.124	101.6	25.4	3.2
RHS12		1 3/4	10 swg	2.410		44.5	3.2
RHS13		2	10 swg	2.425		50.8	3.2
RHS14		2	1/4	4.820		50.8	6.4
RHS15		3	10 swg	3.029		76.2	3.2
RHS16	5	1 3/4	10 swg	2.805	127.0	44.5	3.2
RHS17	6	2	10 swg	3.378	152.4	50.8	3.2
RHS18	6	2	1/4	6.519	152.4	50.8	6.4

*If the size you require is not listed, please contact us as our stock range is constantly being increased.*

PLEASE NOTE - All sections are Aluminium unless otherwise stated.

- All dimensions millimeters unless otherwise stated.



[www.servicemetals.co.uk](http://www.servicemetals.co.uk)

# Plain Sheet

Alloys include:

1050AH14  
5251H22  
3003H45  
5005H14

Code No.	Metric Sizes (mm)			Weight kg/sheet
	Length	Width	Thickness	
<b>AS06/01</b>	2500	1250	6.0	50.63
<b>AS05/01</b>	2500	1250	5.0	42.19
<b>AS04/01</b>	2500	1250	4.0	33.75
<b>AS10/01</b>	2000	1000	3.0	16.20
<b>AS10/02</b>	2500	1250	3.0	25.31
<b>AS10/02AA</b>	2500	1500	3.0	30.38
<b>AS10/02B</b>	3000	1000	3.0	24.30
<b>AS10/03</b>	3000	1250	3.0	31.10
<b>AS10/04</b>	3000	1500	3.0	36.45
<b>AS10/08D</b>	4000	1250	3.0	40.50
<b>AS10/08E</b>	4000	1500	3.0	48.60
<b>AS10/08B</b>	4000	2000	3.0	64.80
<b>AS12/01</b>	2000	1000	2.5	13.50
<b>AS12/02</b>	2500	1250	2.5	21.09
<b>AS12/04</b>	3000	1500	2.5	30.38
<b>AS14/01</b>	2000	1000	2.0	10.80
<b>AS14/11</b>	2500	1000	2.0	13.50
<b>AS14/02</b>	2500	1250	2.0	16.88
<b>AS14/02AA</b>	2500	1500	2.0	20.25
<b>AS14/02A</b>	3000	1000	2.0	16.20
<b>AS14/03</b>	3000	1250	2.0	20.25
<b>AS14/04</b>	3000	1500	2.0	24.30
<b>AS14/12</b>	3500	1250	2.0	23.63
<b>AS14/13</b>	3500	1500	2.0	28.35
<b>AS14/10</b>	4000	1250	2.0	27.00
<b>AS14/08</b>	4000	1500	2.0	32.40
<b>AS14/05B</b>	4000	2000	2.0	43.20
<b>AS16/01</b>	2000	1000	1.5	8.10
<b>AS16/10</b>	2438	1000	1.5	9.87
<b>AS16/01B</b>	2500	1000	1.5	10.13
<b>AS16/04A</b>	2500	1250	1.5	12.66
<b>WP16/01</b>	2500	1250	1.5	12.66
<b>AS16/01A</b>	3000	1000	1.5	12.15
<b>AS16/05</b>	3000	1250	1.5	15.19
<b>AS16/07</b>	3000	1500	1.5	18.23
<b>AS16/14</b>	4000	1250	1.5	20.26
<b>AS16/13</b>	4000	1500	1.5	24.30

White Painted ●

PLEASE NOTE - All sections are Aluminium  
unless otherwise stated.  
- All dimensions millimeters unless  
otherwise stated.



[www.servicemetals.co.uk](http://www.servicemetals.co.uk)

# Plain Sheet

Alloys include:

1050AH14  
3003H14  
3005H47  
3003H16

Code No.	Metric Sizes (mm)			Weight kg/sheet
	Length	Width	Thickness	
<b>AS18/01</b>	2000	1000	1.2	6.48
<b>AS18/03</b>	2438	1000	1.2	7.90
<b>AS18/07</b>	2438	1219	1.2	9.63
<b>AS18/11</b>	2438	1524	1.2	12.04
<b>AS18/06</b>	2500	1250	1.2	10.13
<b>AS18/08</b>	2743	1219	1.2	10.83
<b>AS18/08A</b>	2743	1524	1.2	13.54
<b>AS18/16</b>	3000	1250	1.2	12.15
<b>AS18/14</b>	3000	1500	1.2	14.58
<b>AS18/09</b>	3048	1219	1.2	12.04
<b>AS18/12</b>	3048	1524	1.2	15.05
<b>AS18/10</b>	3658	1219	1.2	14.45

White Painted ●

<b>AS19/03</b>	2500	1250	1.0	8.44
<b>WP18/01</b>	2438	1219	1.0	8.03

<b>AS20/01</b>	2000	1000	0.8	4.32
<b>AS20/02</b>	2500	1250	0.8	6.75

<b>AS24/01</b>	2000	1000	0.5	2.70
<b>AS24/02</b>	2500	1250	0.5	4.22



- Please note our in-house guillotining service.

## Coil

Code No.	Metric Sizes (mm)			kg/linear metre
	Length	Width	Thickness	
<b>AC/2550</b>	Full Coil*	2550	0.85	5.86
<b>ACO/2550</b>	Cut Coil~	2550	0.85	5.86

\* Full Coils x 1000kgs+

~ Decoiled and hand trimmed to required length.

*If the size you require is not listed, please contact us as our stock range is constantly being increased.*

**For more Sheet & Plate refer to pages:**


- **Patterned**
- **Sheet Finishes**
- **Shate**

**PLEASE NOTE - All sections are Aluminium unless otherwise stated.  
- All dimensions millimeters unless otherwise stated.**



[www.servicemetals.co.uk](http://www.servicemetals.co.uk)

# Patterned Sheet



## 5 Bar (Standard Sheet)

Alloy specification  
5754 H114

Code No.	Metric Sizes (mm)			Weight kg/sheet
	Length	Width	Thickness	
TPO2/03	2000	1000	2.0	12.61
TPO2/01	2438	1219	2.0	18.72
TPO2/01A	2500	1250	2.0	19.70
TPO2/02	3000	1500	2.0	28.36
TPO3/01	2000	1000	3.0	18.02
TPO3/03	2438	1219	3.0	26.77
TPO3/02	2500	1250	3.0	28.15
TPO3/05	3048	1524	3.0	41.84
TPO4.5/01	2000	1000	4.5	26.15
TPO4.5/02	2438	1219	4.5	38.83
TPO4/02A	2500	1250	4.5	40.86
TPO4.5/03	3048	1524	4.5	60.72
TPO6/01	2000	1000	6.0	34.28
TPO6/02	2438	1219	6.0	50.93
TPO6/03	2500	1250	6.0	53.56
TPO6/06	3000	1500	6.0	77.10
TPO7/01	2500	1250	9.5	84.77



## Rice Grain

Alloy specification: 5754 H244

Code No.	Metric Sizes (mm)			Weight kg/sheet
	Length	Width	Thickness	
RG12/01	2500	1250	2.5	22.00
RG14/01	2500	1250	2.0	18.00
RG16/01	2500	1250	1.5	14.00



## Propeller

Alloy specification 3003

Code No.	Metric Sizes (mm)			Weight kg/sheet
	Length	Width	Thickness	
PS01	2500	1250	1.5	14.00

## 5 Bar (1 Piece Floor Sheet\*)

\*Reverse treated for bonding

Alloy specification  
5086 H244

Code No.	Metric Sizes (mm)			Weight kg/sheet
	Length	Width	Thickness	
TP2.5/5000	5000	2500	2.5	92.00
TP2.5/6800	6800	2500	2.5	126.00
TP2.5/8200	8200	2500	2.5	152.00
TP2.5/13450	13450	2500	2.5	250.00


- Please note our in-house guillotining service.

PLEASE NOTE - All sections are Aluminium unless otherwise stated.  
- All dimensions millimeters unless otherwise stated.




www.servicemetals.co.uk

# Patterned Sheet



## Stucco

Code No.	Metric Sizes (mm)			Weight kg/sheet
	Length	Width	Thickness	
EMB18/01	2500	1250	1.2	10.13
EMB18/02	3000	1250	1.2	12.15
EMB20/01	2500	1250	0.8	6.75
EMB20/02	3000	1250	0.8	8.10



## Circle Polished Stainless Steel

Code No.	Metric Sizes (mm)			Weight kg/sheet
	Length	Width	Thickness	
S/S CIRCLE POLISHED	2500	1250	0.7	17.90
S/S CIRCLE POLISHED	2500	1250	0.9	23.00



- Please note our in-house guillotining service.

PLEASE NOTE - All sections are Aluminium unless otherwise stated.  
- All dimensions millimeters unless otherwise stated.



[www.servicemetals.co.uk](http://www.servicemetals.co.uk)



# Shate

Code No.	Imperial Size (ft)		Alloy	Metric Sizes (mm)		Thickness (mm)	Weight kg/sheet
	Length	Width		Length	Width		
<b>SH01/02A</b>	8'2"	4'0"	5454H22	2489	1219	4.0	32.77
<b>SH02/01</b>	8'0"	4'0"	5454H111	2438	1219	4.8	38.33
<b>SH03/01</b>	8'0"	4'0"	5454H111	2438	1219	6.0	48.11
<b>SH01/14</b>	8'7"	6'6"	5454H22	2616	1981	4.0	56.00
<b>SH03/04A</b>	8'4"	5'6"	5454H22	2540	1676	6.0	69.30
<b>SH03/07</b>	8'4"	6'10"	5454H34	2540	2082	6.2	88.70
<b>SH04/07</b>	8'4"	6'8"	5454H24	2540	2032	8.0	111.00

## Minimum Recommended Internal Bend Radius at 90 degrees for Alloy 5454 Shate

Thickness	Temper H111	Temper H22	Temper H24
<b>4mm</b>	1.5t	2.5t	3.0t
<b>3/16" (4.8)</b>	1.5t	2.5t	3.0t
<b>6mm</b>	1.5t	2.5t	3.0t
<b>8mm</b>	2.5t	4.0t	4.0t

- t - denotes thickness

# Guillotining



- Up to 3048mm (10') width
- Protective plastic film available.

Please consult our sales office for details.

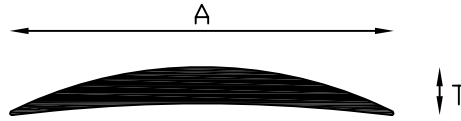
**PLEASE NOTE - All sections are Aluminium unless otherwise stated.**  
**- All dimensions millimeters unless otherwise stated.**



[www.servicemetals.co.uk](http://www.servicemetals.co.uk)

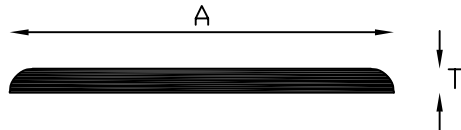
# Mouldings

## Half Round (HRM)

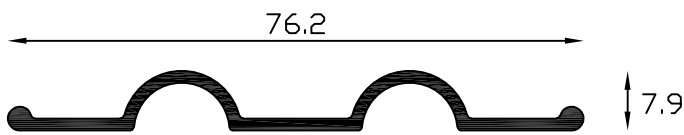


Code No.	Imperial Sizes (inches)		Weight kg/m	Metric Sizes (mm)	
	A	T		A	T
<b>HR4</b>	3/4	3/16	.140	19.0	4.8
<b>HR6</b>	1	3/16	.200	25.4	4.8
<b>HR9</b>	1 1/2	1/4	.370	38.1	6.4
<b>HR10</b>	2	1/4	.465	50.8	6.4

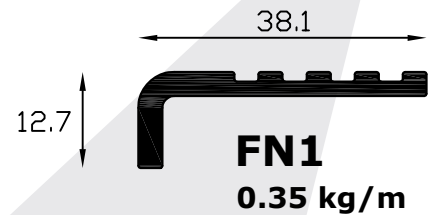
## Double Radius (DRE)



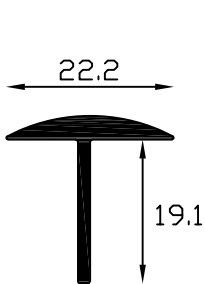
Code No.	Imperial Sizes (inches)		Weight kg/m	Metric Sizes (mm)	
	A	T		A	T
<b>DR1</b>	1	1/8	.207	25.4	3.2
<b>DR2</b>	1 1/4	1/8	.262	31.8	3.2
<b>DR3</b>	1 1/2	1/8	.317	38.1	3.2
<b>DR4</b>	2	1/8	.427	50.8	3.2



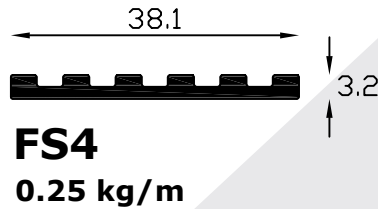
**PP2 Interior Rub Rail**  
0.40 kg/m



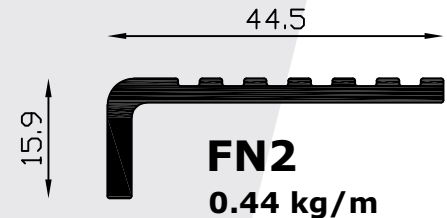
**FN1**  
0.35 kg/m



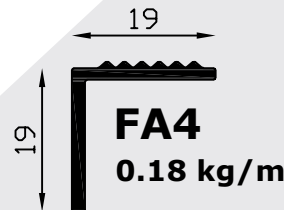
**DL1 Door Lap Tee**  
0.22 kg/m



**FS4**  
0.25 kg/m



**FN2**  
0.44 kg/m



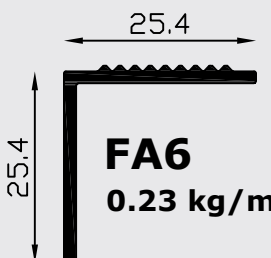
**FA4**  
0.18 kg/m



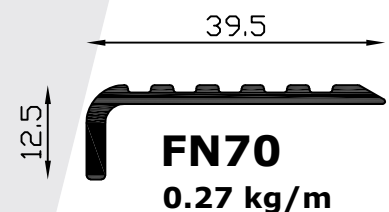
**FN3**  
0.49 kg/m



**TA81 Floor Capping**  
0.49 kg/m



**FA6**  
0.23 kg/m



**FN70**  
0.27 kg/m

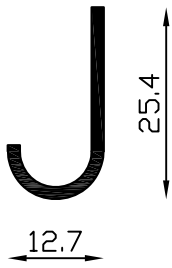
PLEASE NOTE - All sections are Aluminium unless otherwise stated.  
- All dimensions millimeters unless otherwise stated.



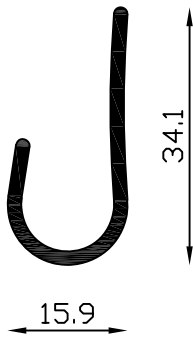
[www.servicemetals.co.uk](http://www.servicemetals.co.uk)

# Mouldings

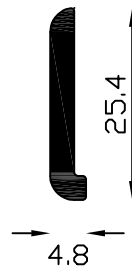
**J4**  
0.16 kg/m



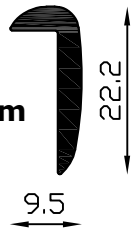
**J6**  
0.27 kg/m



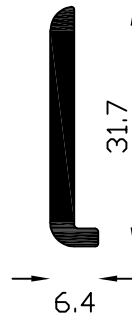
**MM2**  
0.22 kg/m



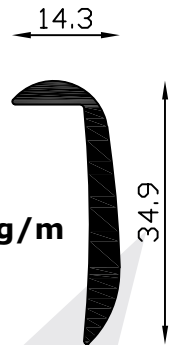
**CC1**  
0.20 kg/m



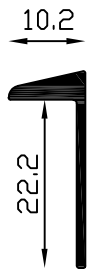
**MM23**  
0.28 kg/m



**CC5**  
0.35 kg/m



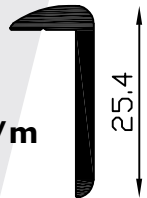
**EC1**  
0.15 kg/m



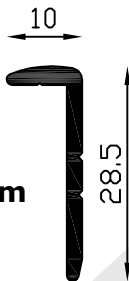
**MM62**  
0.26 kg/m



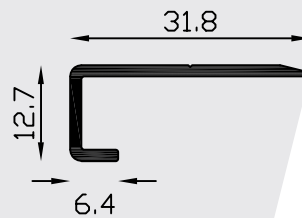
**CC9**  
0.21 kg/m



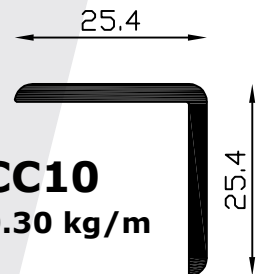
**RC1**  
0.20 kg/m



**C2**  
0.19 kg/m



**CC10**  
0.30 kg/m

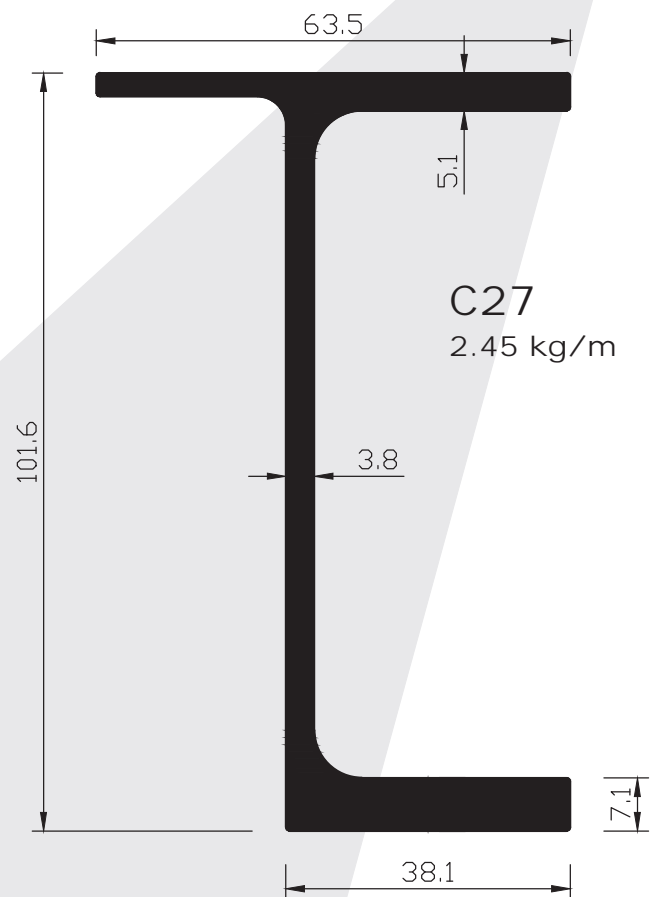
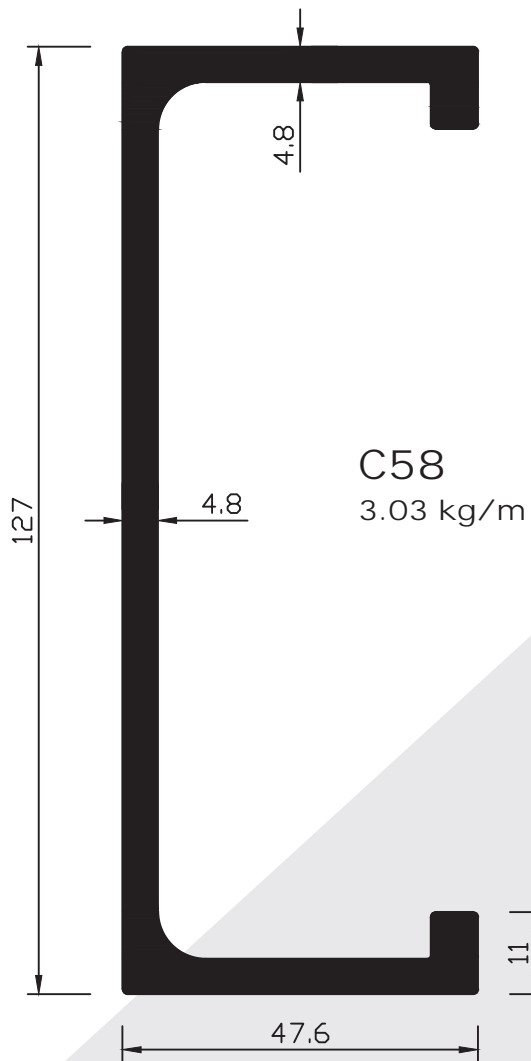
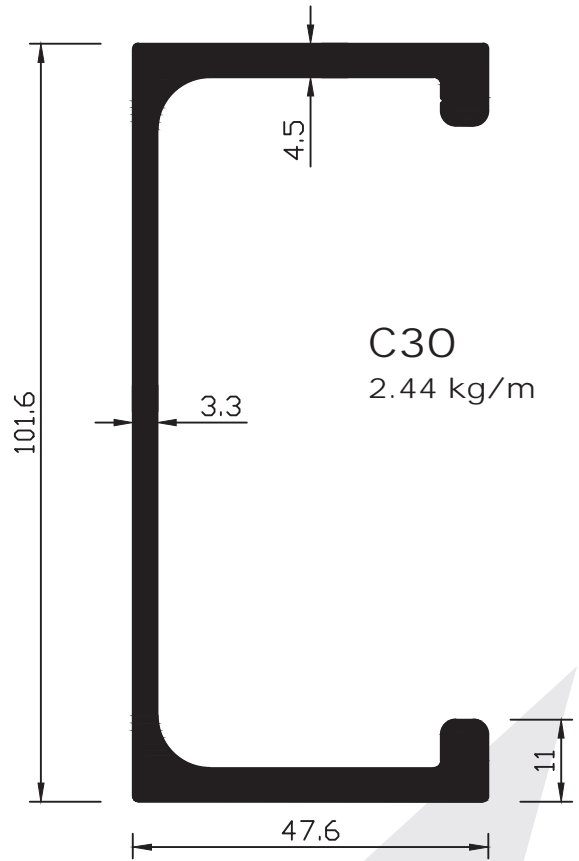
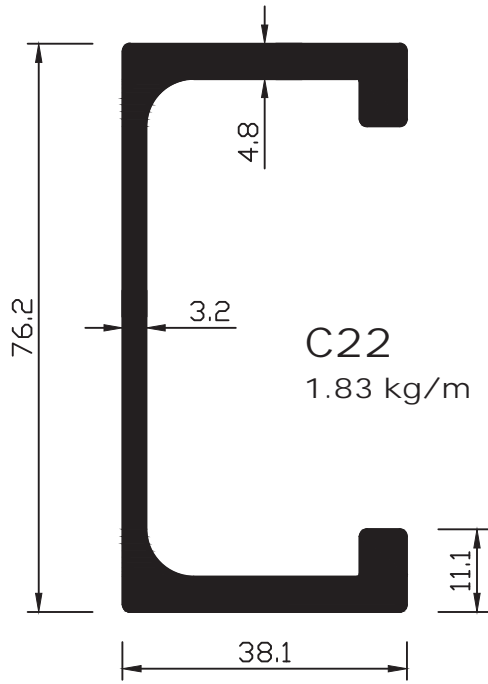


PLEASE NOTE - All sections are Aluminium unless otherwise stated.  
- All dimensions millimeters unless otherwise stated.



[www.servismetals.co.uk](http://www.servismetals.co.uk)

# Crossbearers & Runners

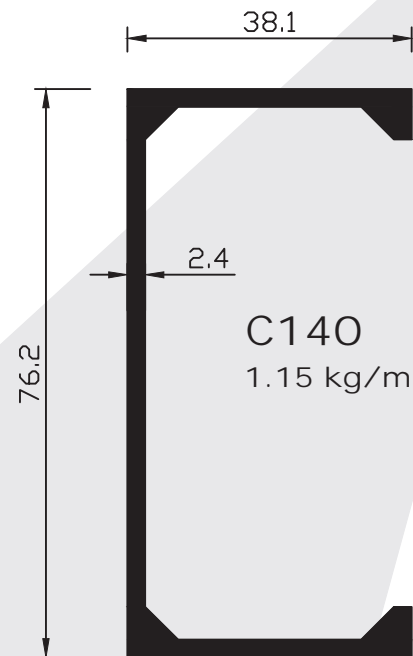
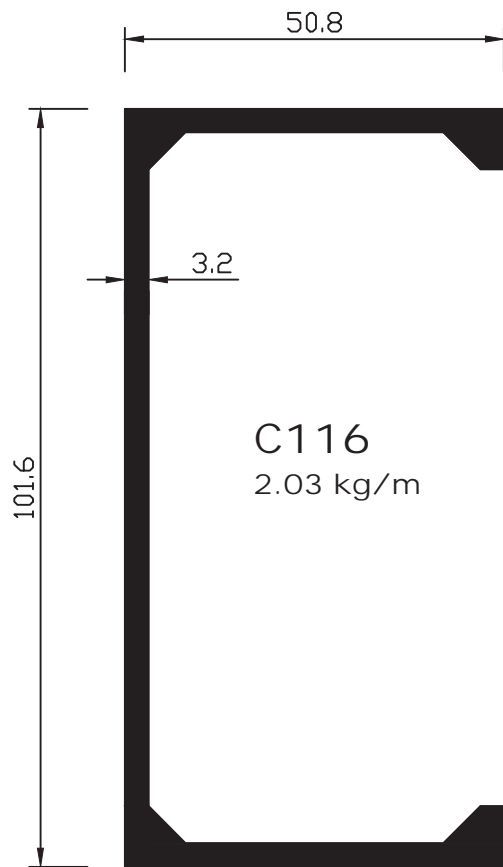


PLEASE NOTE - All sections are aluminium unless otherwise stated.  
- All dimensions millimeters unless otherwise stated



[www.servicemetals.co.uk](http://www.servicemetals.co.uk)

# Crossbearers & Runners

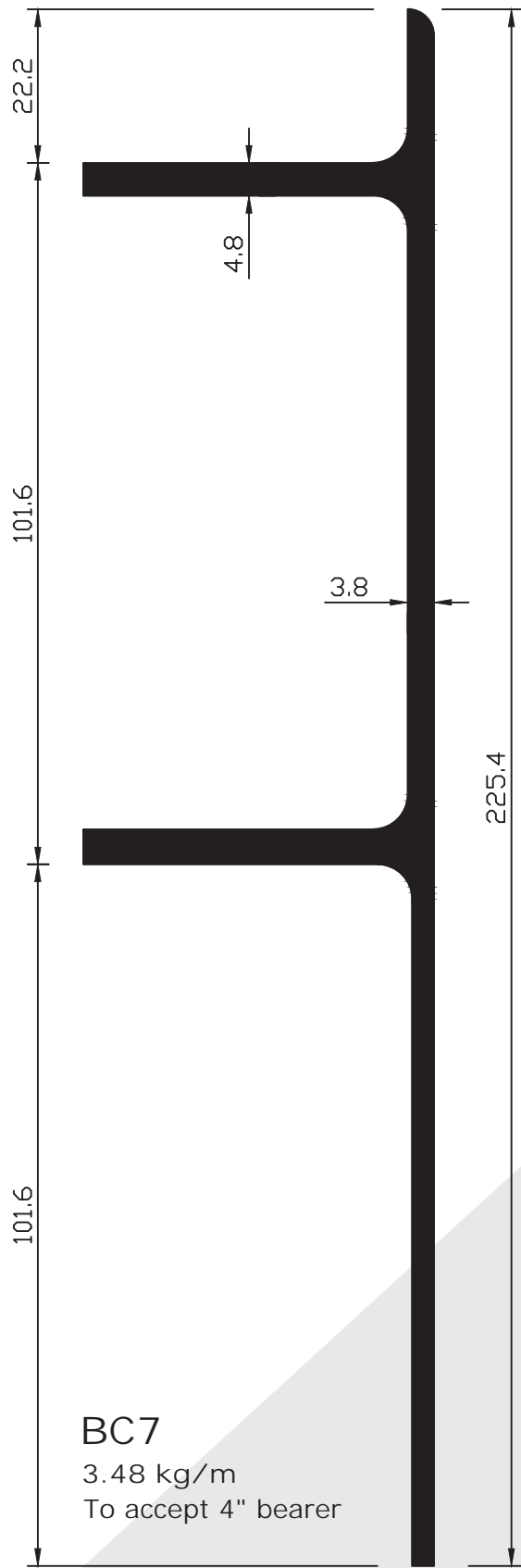


PLEASE NOTE - All sections are aluminium unless otherwise stated.  
- All dimensions millimeters unless otherwise stated

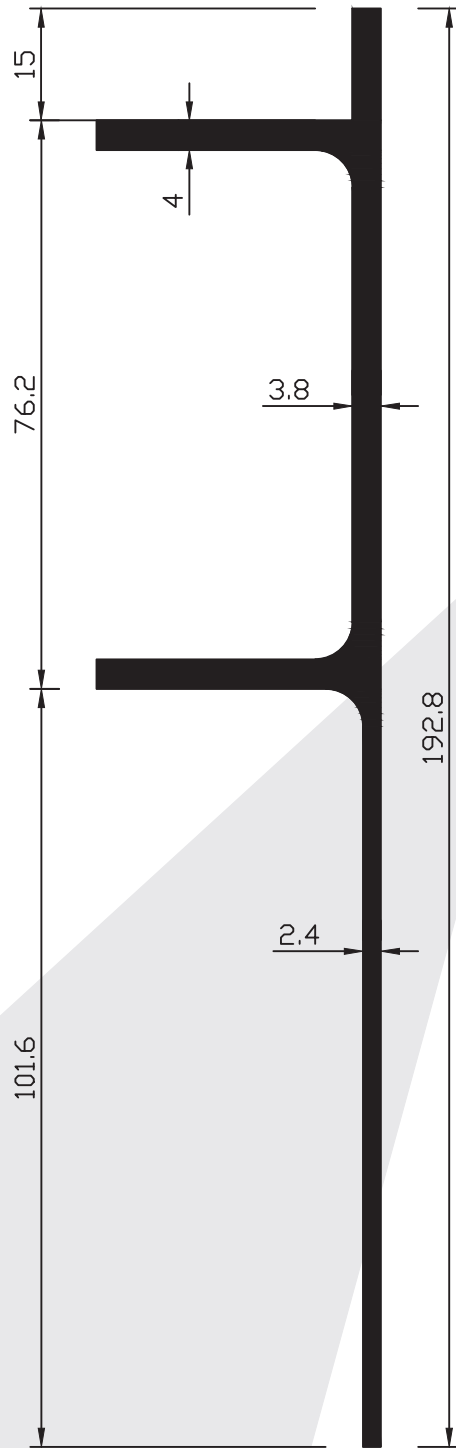


[www.servicemetals.co.uk](http://www.servicemetals.co.uk)

# Rearbearers



**BC7**  
3.48 kg/m  
To accept 4" bearer



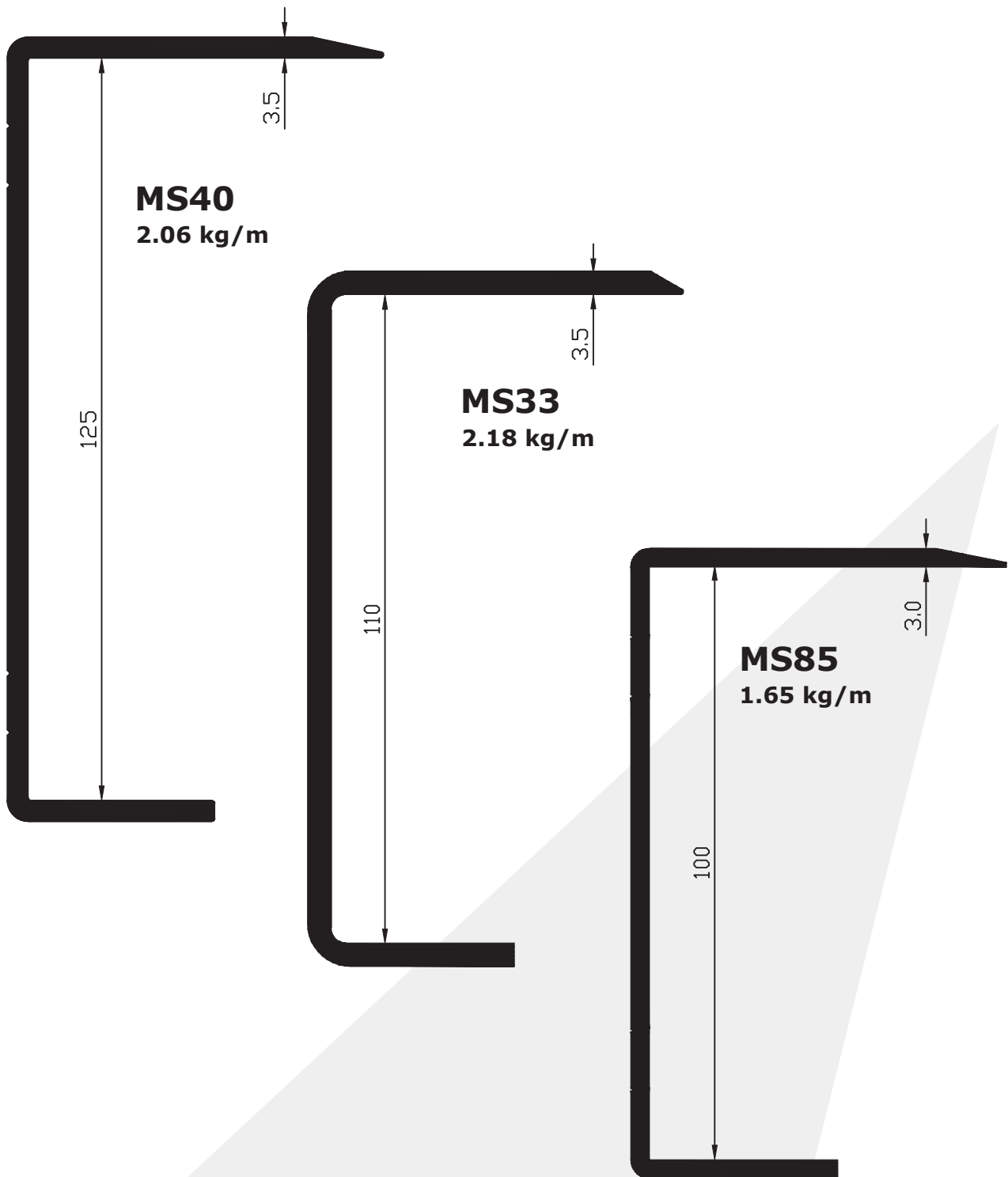
**BC8**  
2.37 kg/m  
To accept 3" bearer

PLEASE NOTE - All sections are aluminium unless otherwise stated.  
- All dimensions millimeters unless otherwise stated



[www.servicemetals.co.uk](http://www.servicemetals.co.uk)

# Side Raves

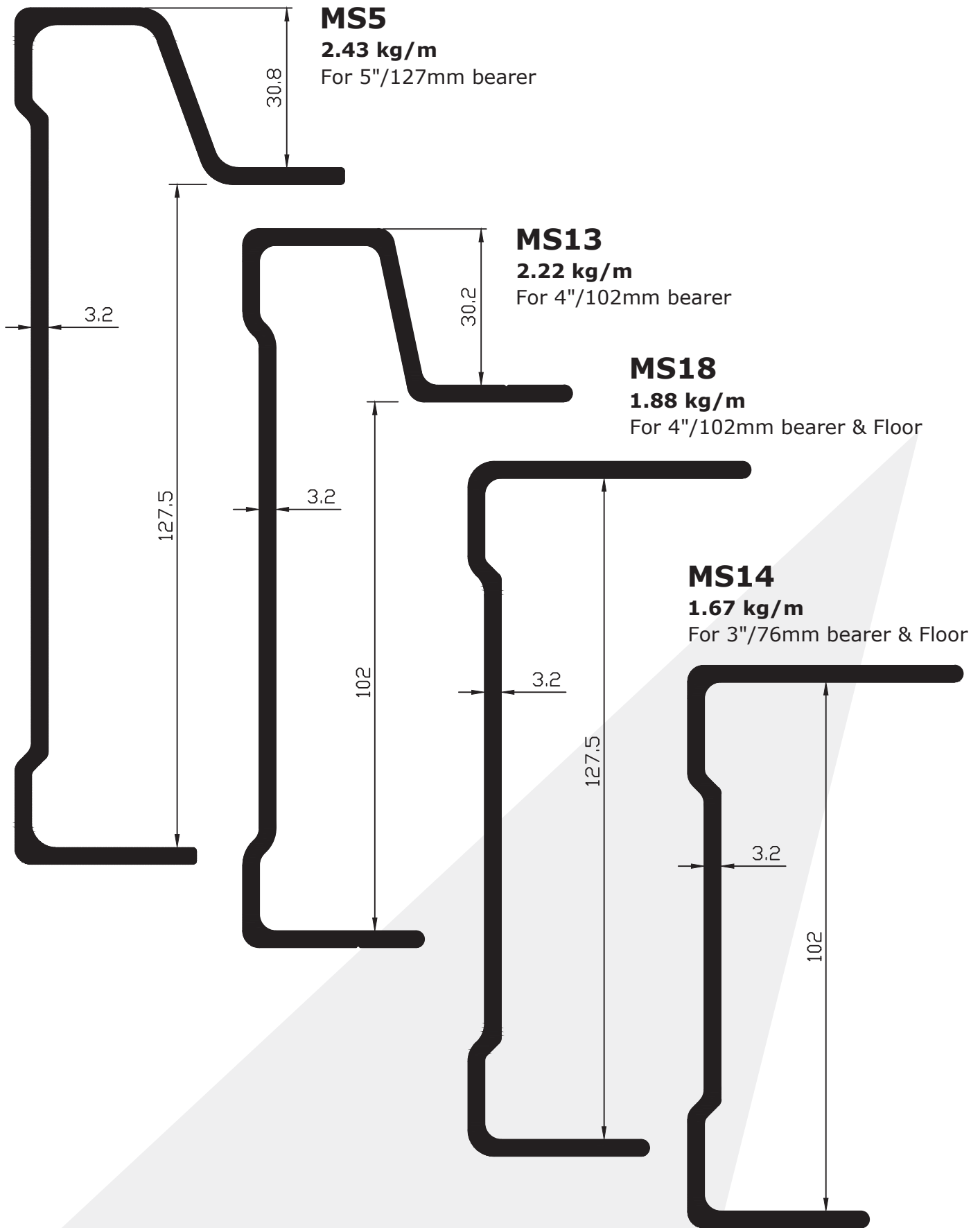


PLEASE NOTE - All sections are Aluminium unless otherwise stated.  
- All dimensions millimeters unless otherwise stated.



[www.servicemetals.co.uk](http://www.servicemetals.co.uk)

# Side Raves



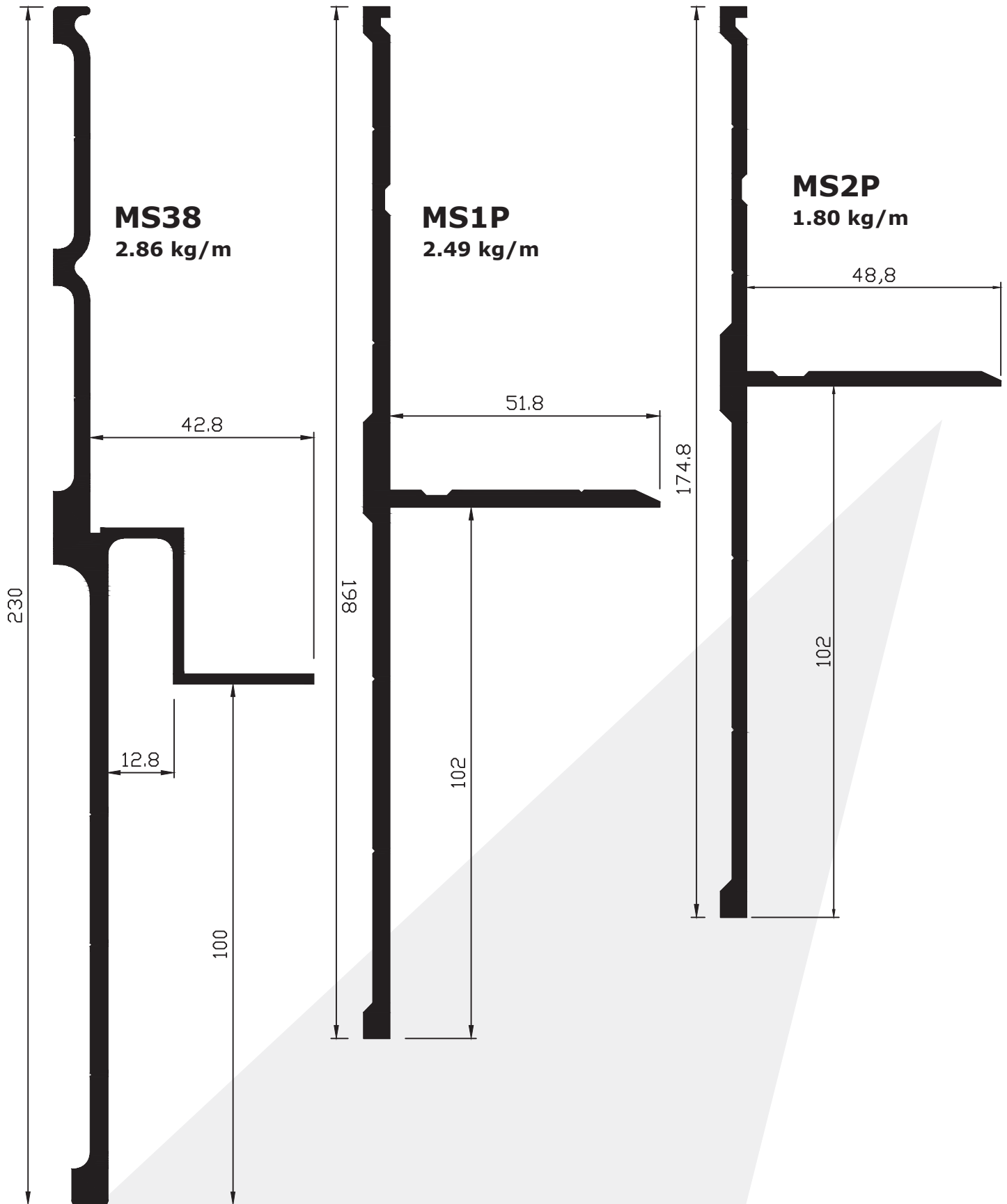
PLEASE NOTE - All sections are Aluminium unless otherwise stated.  
 - All dimensions millimeters unless otherwise stated.



[www.servicemetals.co.uk](http://www.servicemetals.co.uk)



# Side Raves

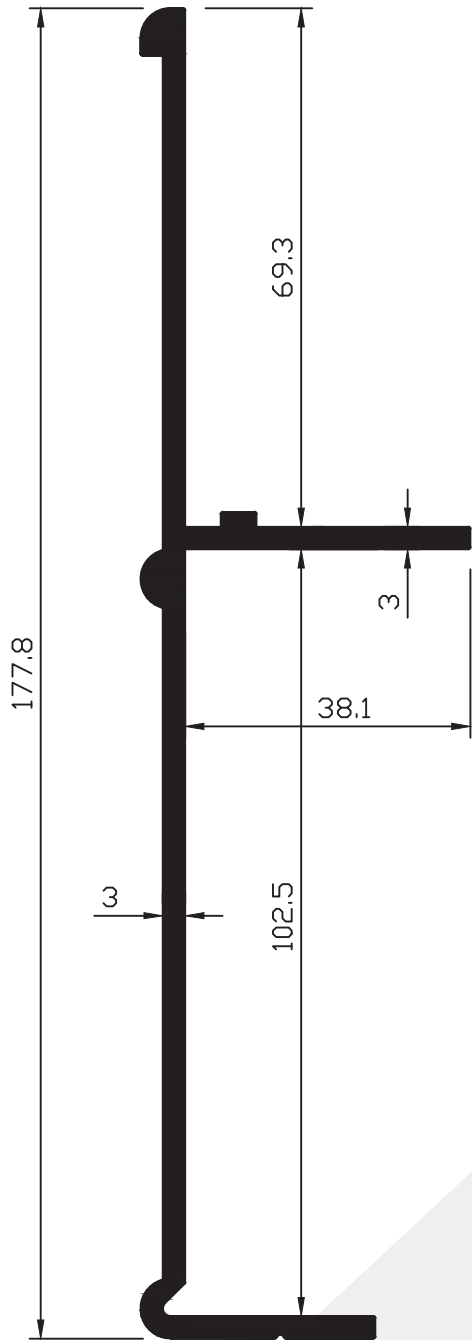


PLEASE NOTE - All sections are Aluminium unless otherwise stated.  
- All dimensions millimeters unless otherwise stated.

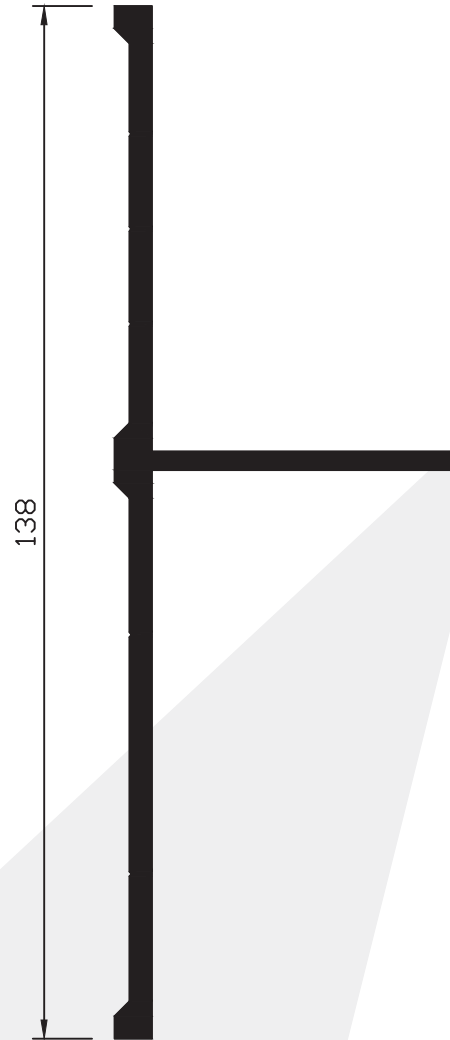


[www.servicemetals.co.uk](http://www.servicemetals.co.uk)

# Side Raves



**MS56**  
2.11 kg/m  
To suit 4"/101.6mm  
crossbearers



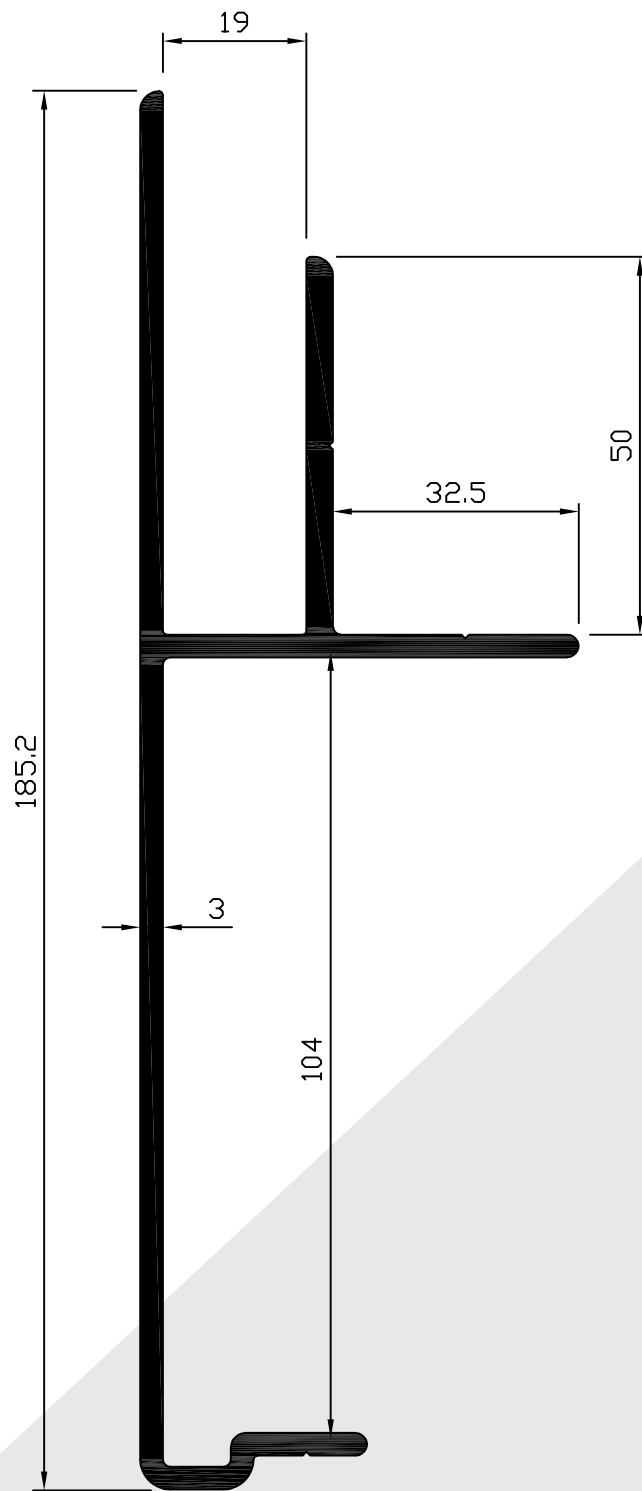
**MS61**  
1.50 kg/m  
To suit up to 3"/76.2mm  
crossbearers

PLEASE NOTE - All sections are Aluminium unless otherwise stated.  
- All dimensions millimeters unless otherwise stated.



[www.servicemetals.co.uk](http://www.servicemetals.co.uk)

# Side Raves



**MS56C**  
2.64 kg/m

**PLEASE NOTE** - All sections are Aluminium unless otherwise stated.  
- All dimensions millimeters unless otherwise stated.

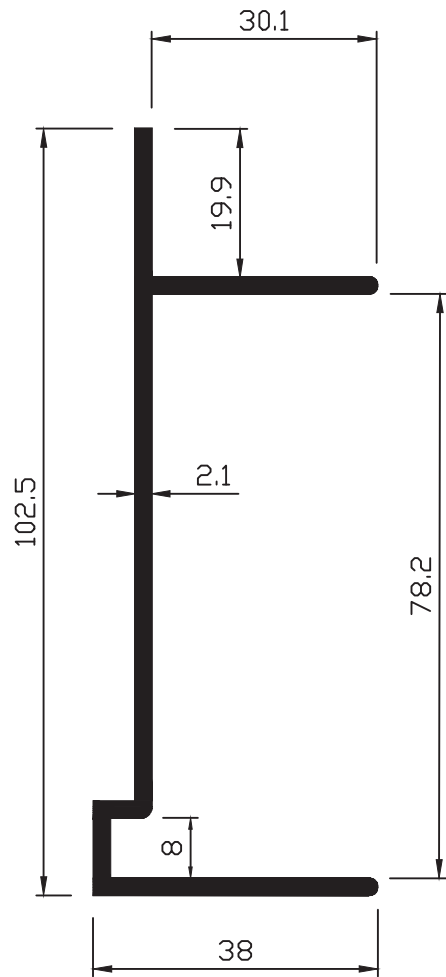


[www.servicemetals.co.uk](http://www.servicemetals.co.uk)

# Side Raves

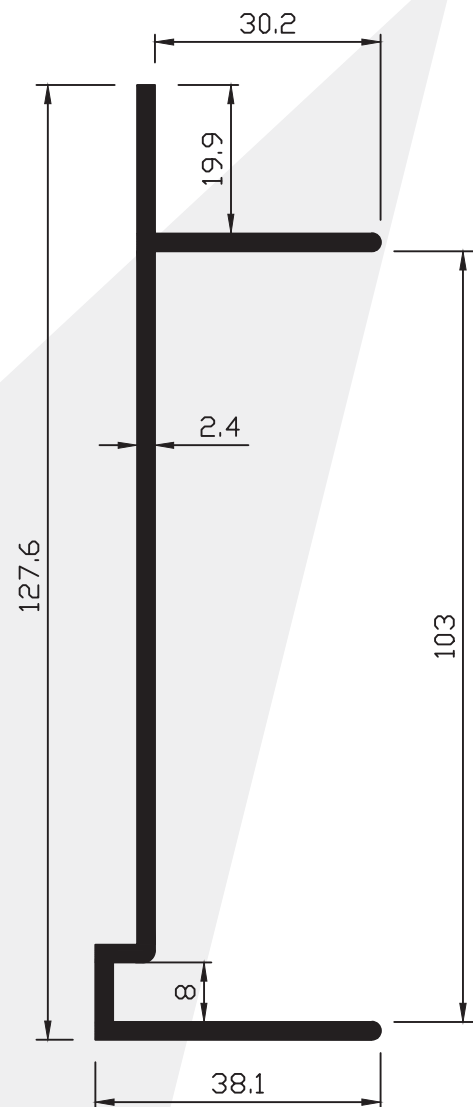
## LP5

1.13 kg/m  
To suit 76.2mm /  
3" bearers



## LP6

1.25 kg/m  
To suit 101.6mm /  
4" bearers

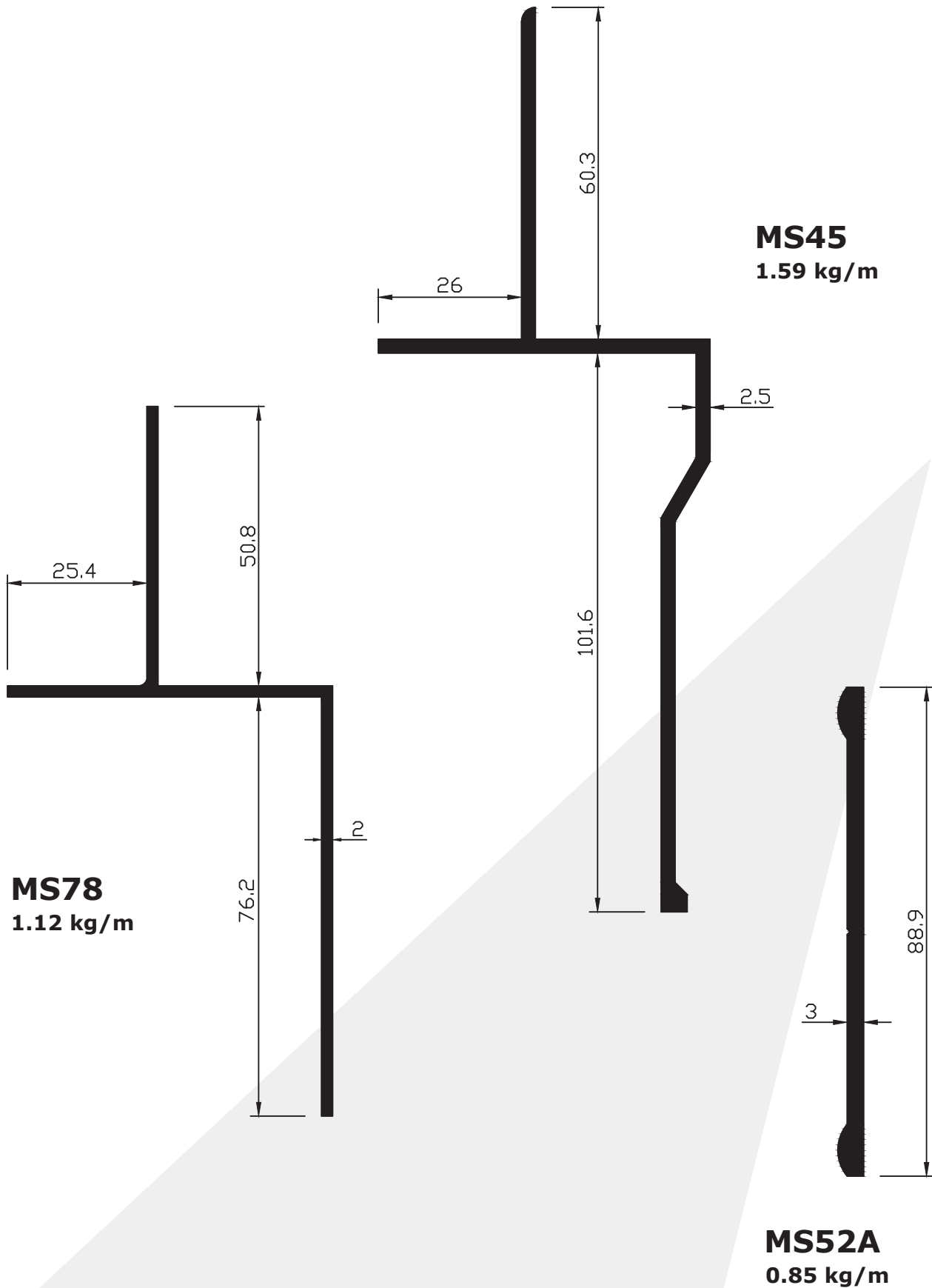


**PLEASE NOTE** - All sections are Aluminium unless otherwise stated.  
- All dimensions millimeters unless otherwise stated.



[www.servicemetals.co.uk](http://www.servicemetals.co.uk)

# Side Raves

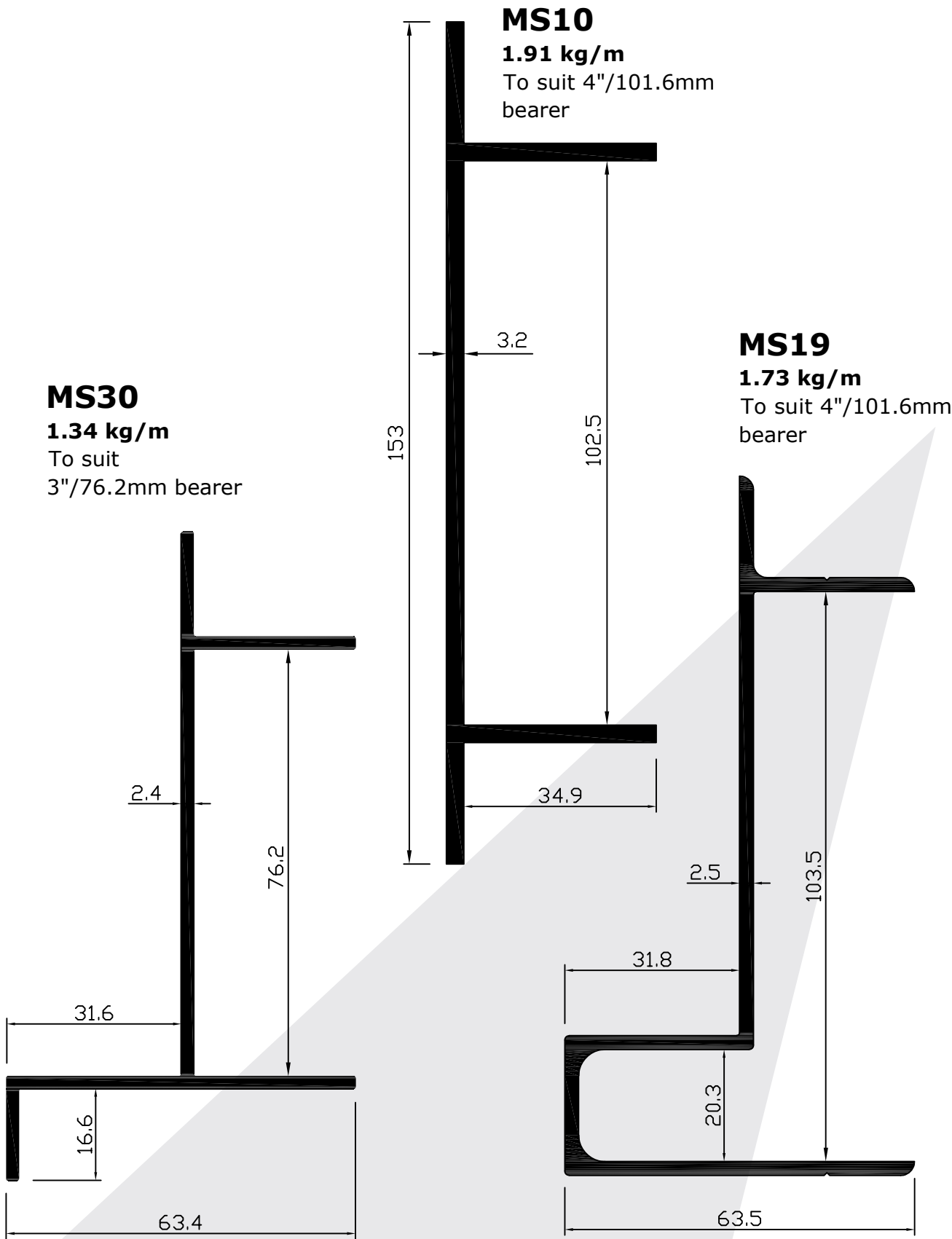


PLEASE NOTE - All sections are Aluminium unless otherwise stated.  
- All dimensions millimeters unless otherwise stated.



[www.servicemetals.co.uk](http://www.servicemetals.co.uk)

# Side Raves




PLEASE NOTE - All sections are Aluminium unless otherwise stated.  
 - All dimensions millimeters unless otherwise stated.



[www.servicemetals.co.uk](http://www.servicemetals.co.uk)

# Side Raves

**MS70**  
2.55 Kg/m



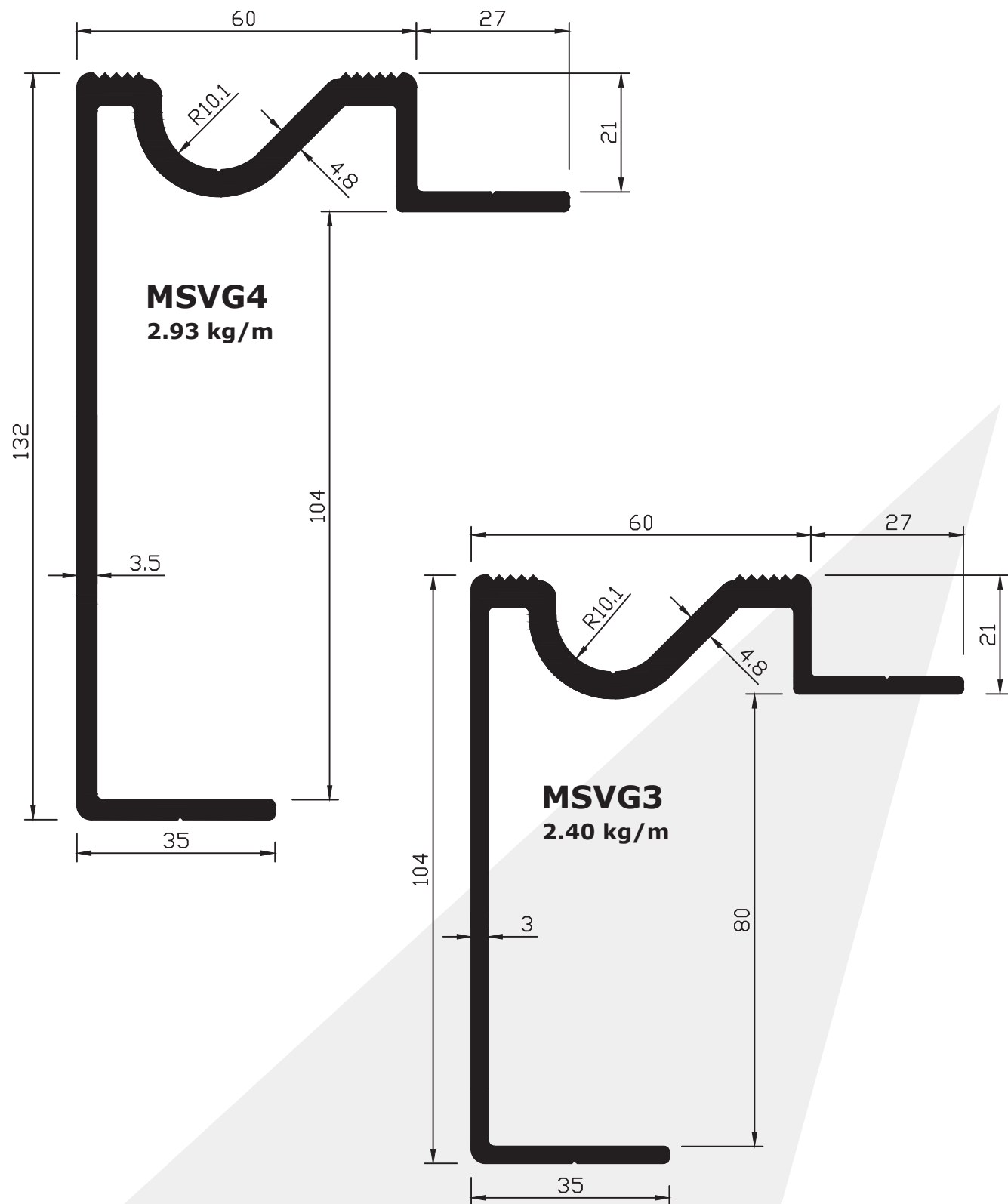
**PLEASE NOTE** - All sections are aluminium unless otherwise stated.  
- All dimensions millimeters unless otherwise stated



[www.servicemetals.co.uk](http://www.servicemetals.co.uk)

# V Groove Side Raves

## Aluminium V Groove Side Raves



- Lashing Ring available (See page 39)

**PLEASE NOTE** - All sections are aluminium unless otherwise stated.  
- All dimensions millimeters unless otherwise stated

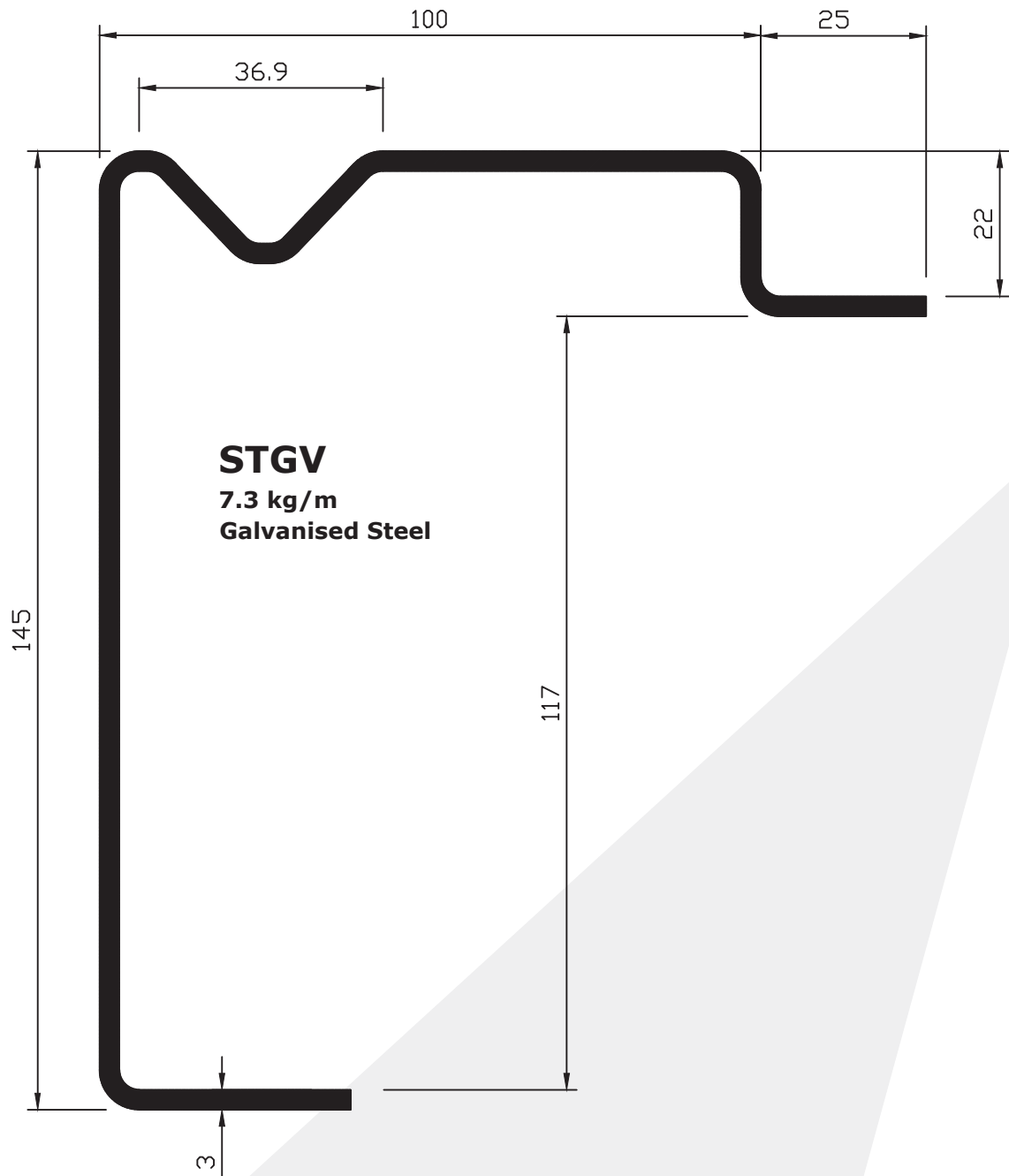


[www.servicemetals.co.uk](http://www.servicemetals.co.uk)



# V Groove Side Raves

## Galvanised Steel V Groove Side Rave



- Lashing Ring available (See page 42)

**PLEASE NOTE** - All sections are aluminium unless otherwise stated.  
- All dimensions millimeters unless otherwise stated

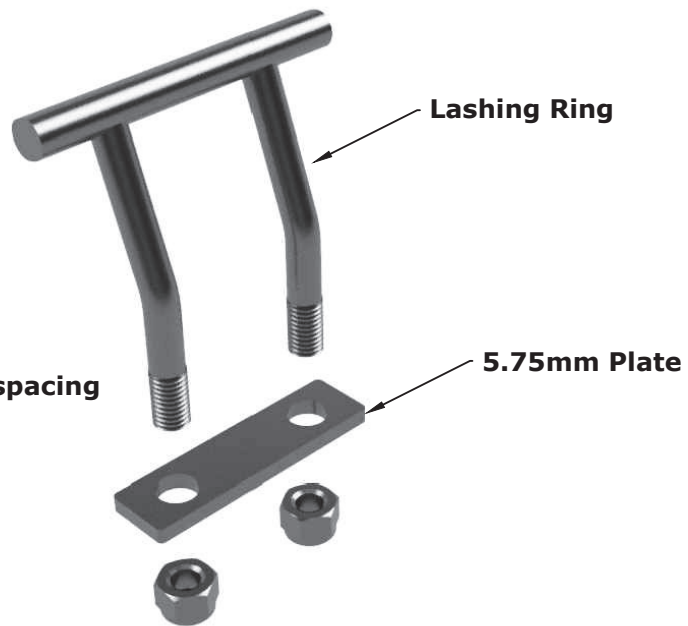


[www.servicemetals.co.uk](http://www.servicemetals.co.uk)

# Lashing Ring

## STGV/LR


For Side Raves - MSGV/STVG  
Hole diameter 14mm/56mm spacing



## V Groove Application

### STGV

See V Groove Side Raves



### MSVG3/MSVG4

See V Groove Side Raves



- For use with V Groove side raves
- Manufactured to withstand 2.5 tonne pull weight.
- Holes not pre-drilled

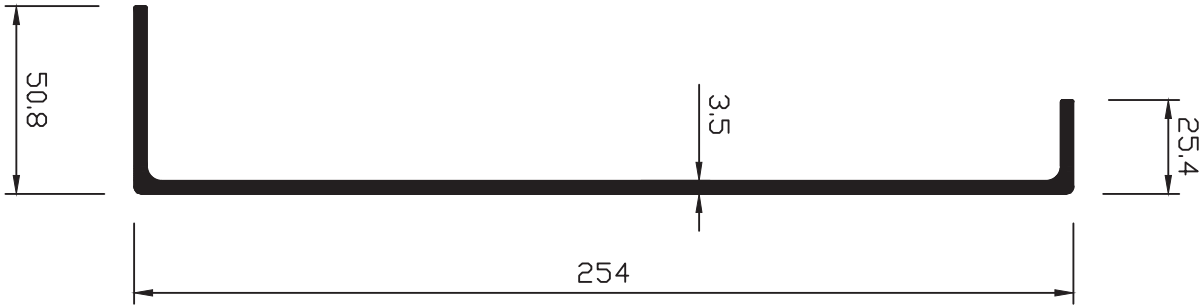
**PLEASE NOTE** - All sections are aluminium unless otherwise stated.  
- All dimensions millimeters unless otherwise stated



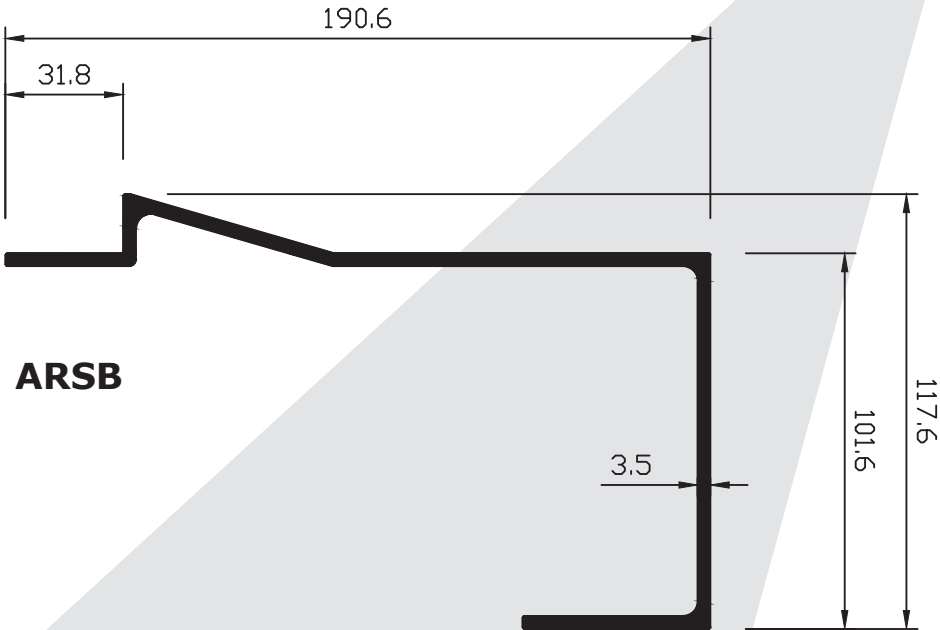
[www.servicemetals.co.uk](http://www.servicemetals.co.uk)

# Back Frame Extrusion

**ARH**



**ARSB**

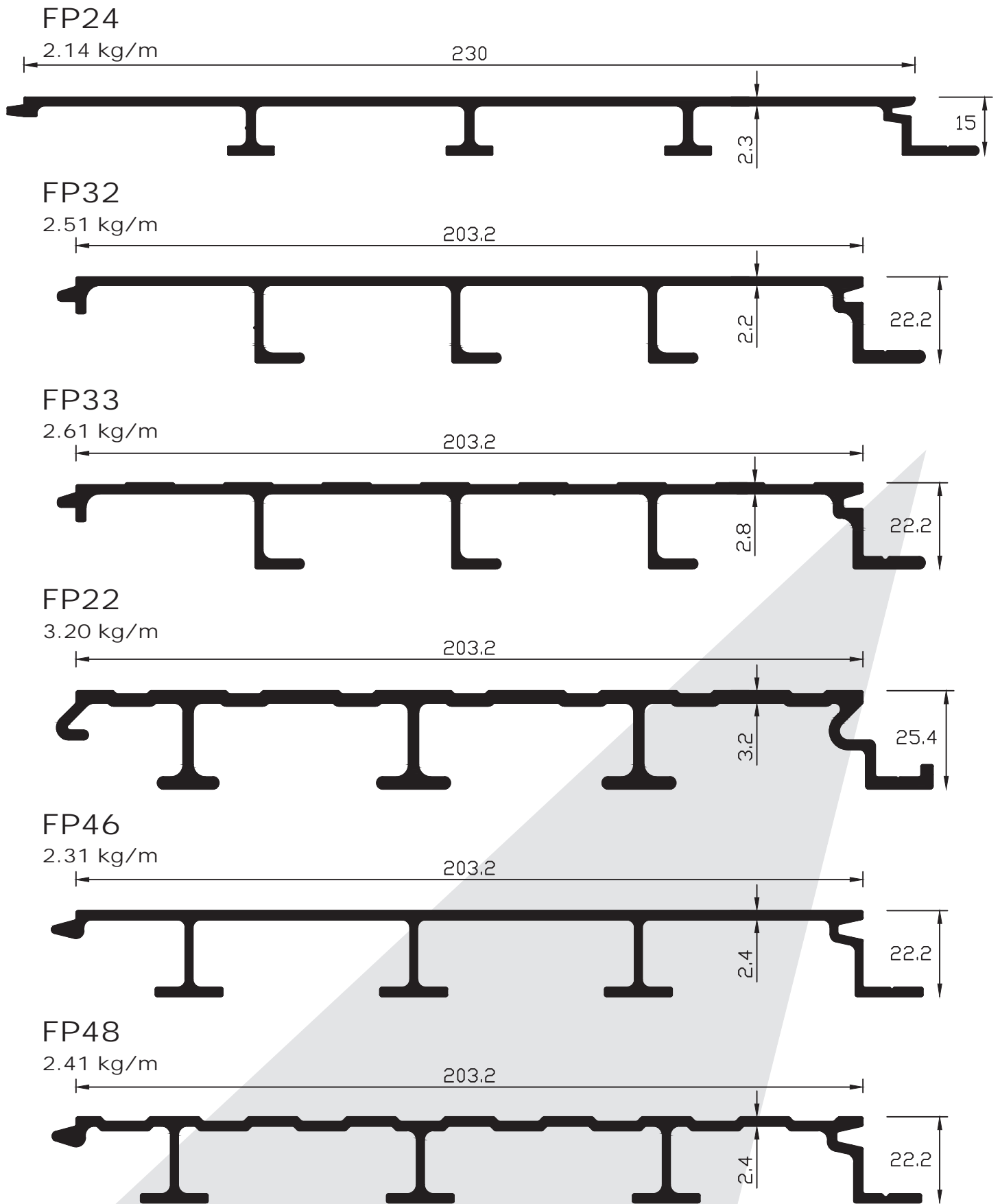


**PLEASE NOTE** - All sections are aluminium unless otherwise stated.  
- All dimensions millimeters unless otherwise stated



[www.servicemetals.co.uk](http://www.servicemetals.co.uk)

# Floor Planks

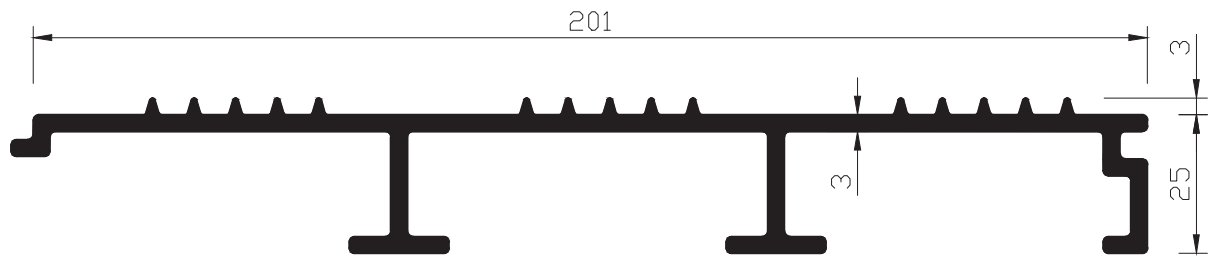


PLEASE NOTE - All sections are Aluminium unless otherwise stated.  
 - All dimensions millimeters unless otherwise stated.



[www.servicemetals.co.uk](http://www.servicemetals.co.uk)

# Floor Planks



Scale 1:0.75

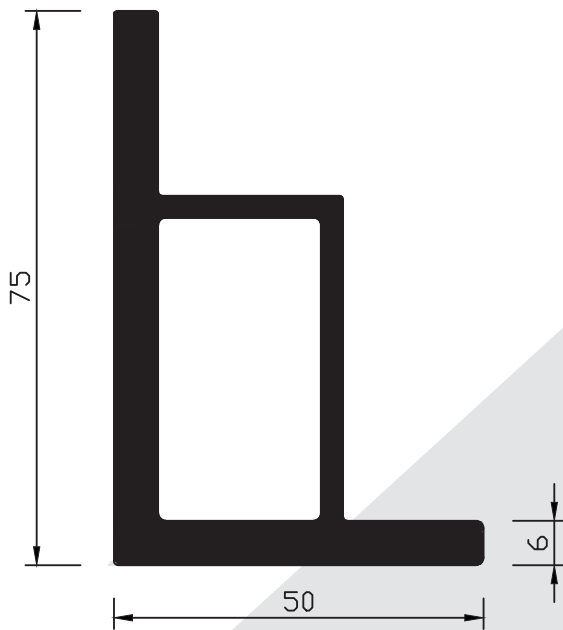
## VRF1 - with Rolled Serrated Top Tread

2.76 kg/m



## VSR1

2.47 kg/m



**PLEASE NOTE** - All sections are aluminium unless otherwise stated.  
- All dimensions millimeters unless otherwise stated

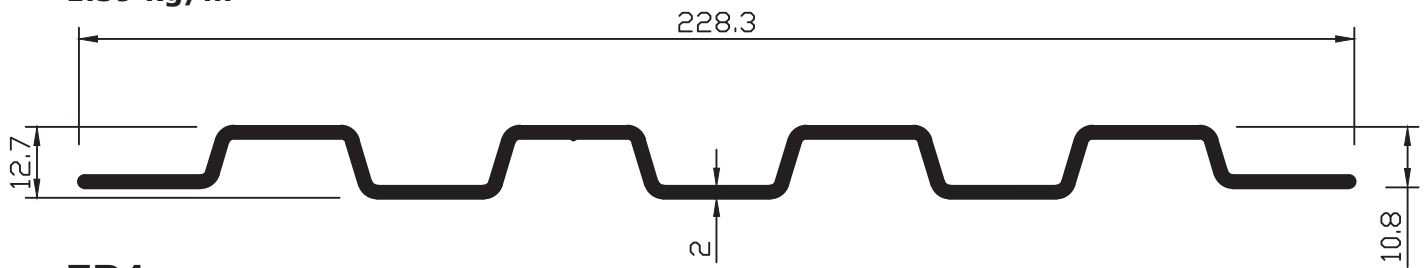


[www.servicemetals.co.uk](http://www.servicemetals.co.uk)

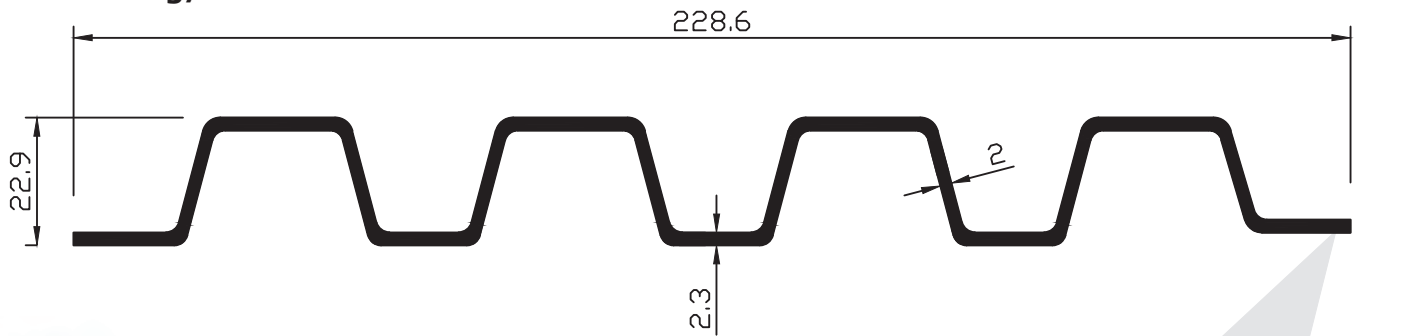
# Floor Planks

**FP15\***  
1.59 kg/m

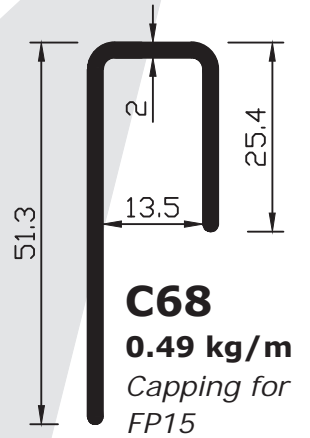
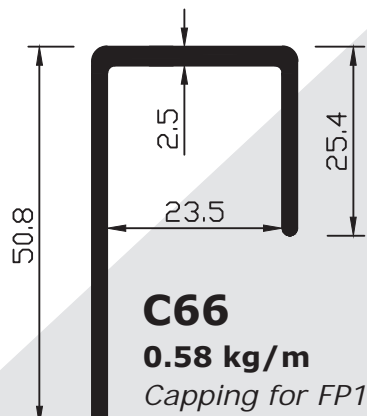
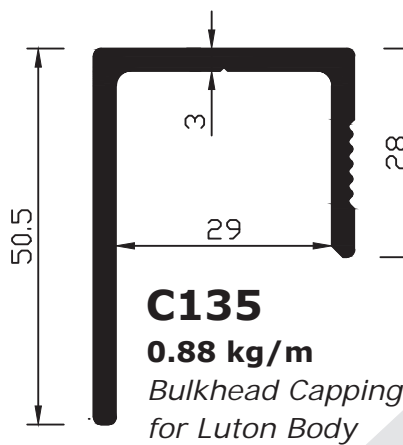
\*End Castings  
CS28 available - see below



**FP1**  
2.25 kg/m

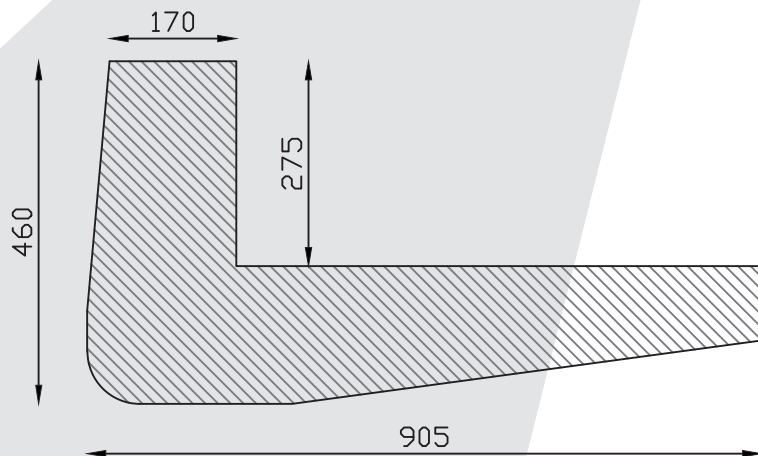


**CS28**  
For use with FP15  
Available in pairs



# Gussets

**CS7**  
4kg pair  
Bulkhead Gusset  
4.76mm (3/16") thick  
Supplied in pairs  
Similar products can be  
supplied in steel

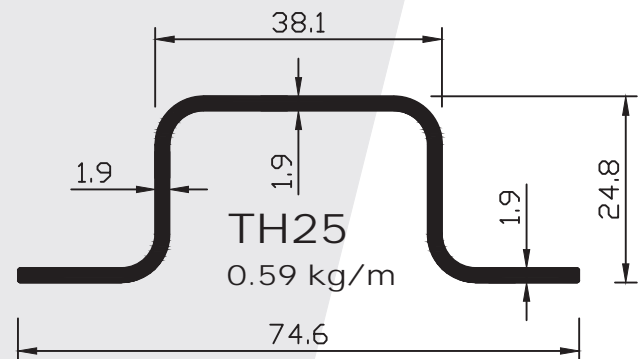
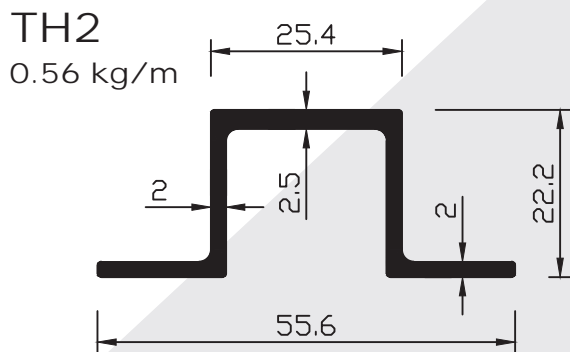
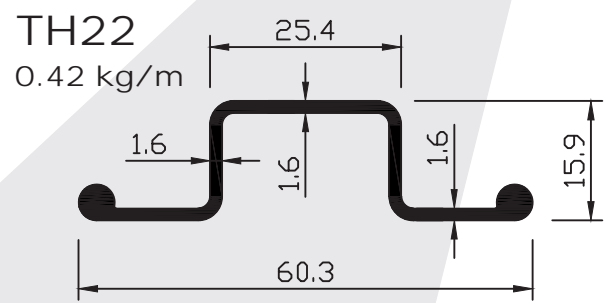
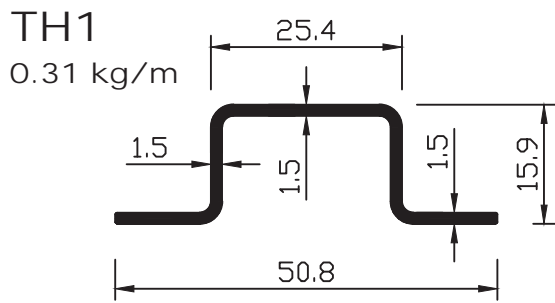
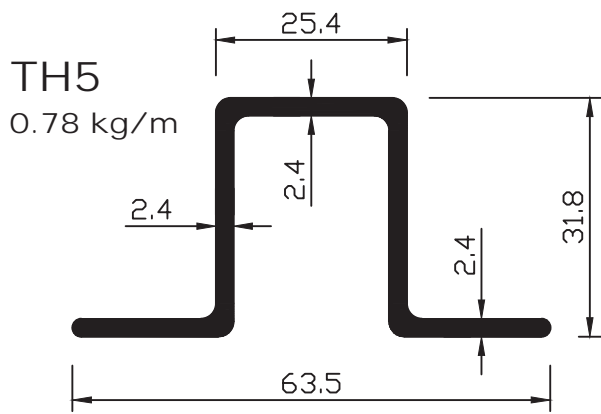
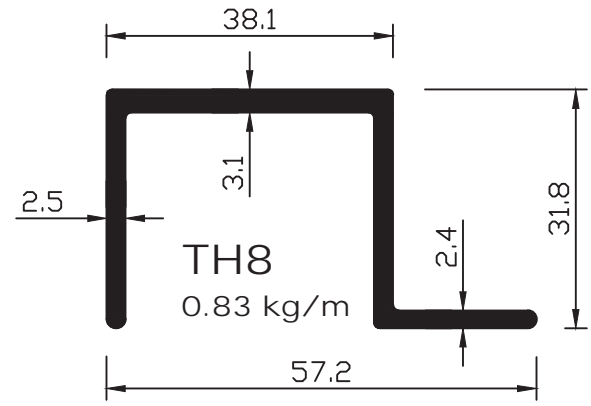
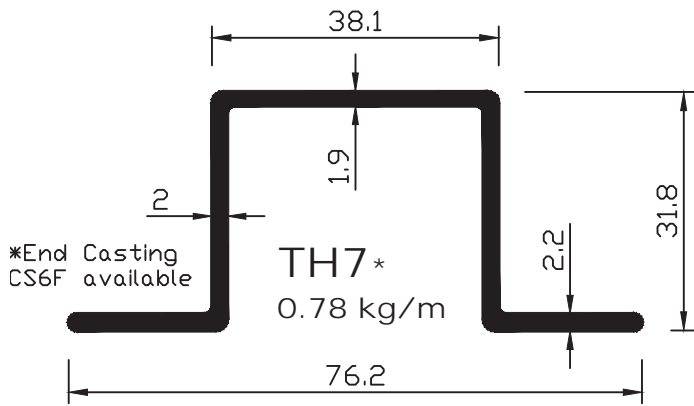


**PLEASE NOTE** - All sections are Aluminium  
unless otherwise stated.  
- All dimensions millimeters unless  
otherwise stated.



[www.servicemetals.co.uk](http://www.servicemetals.co.uk)

# Top Hats

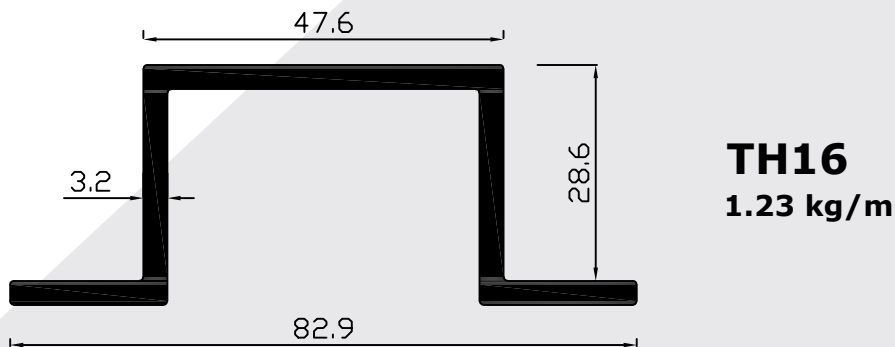
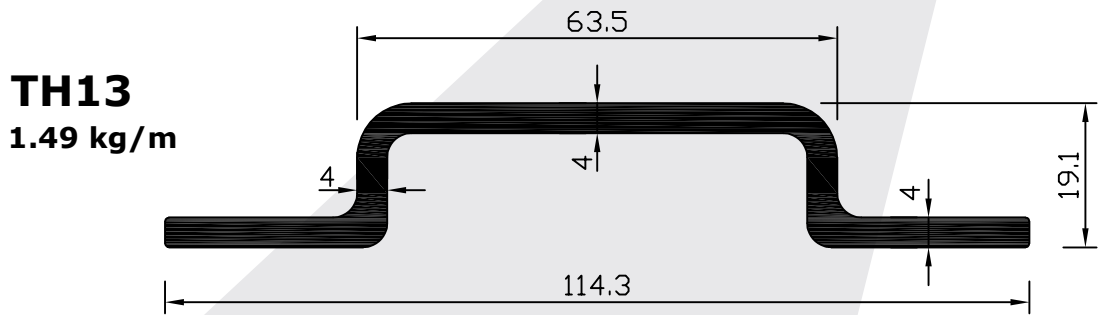
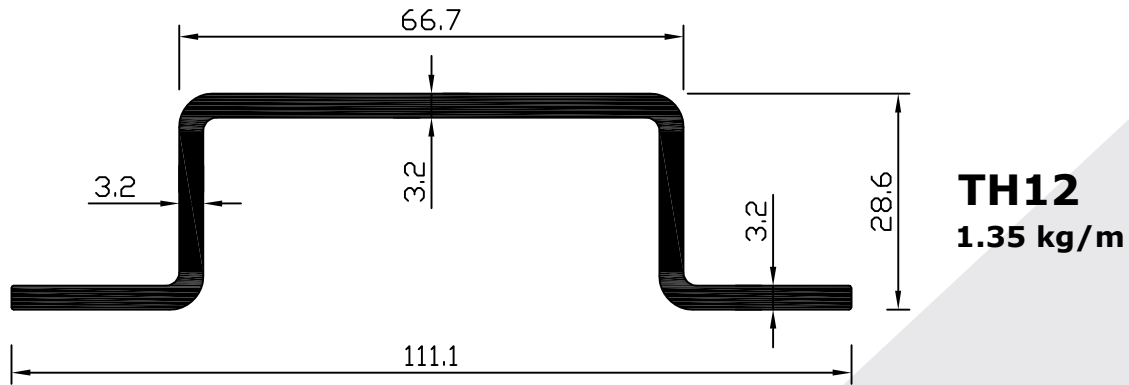
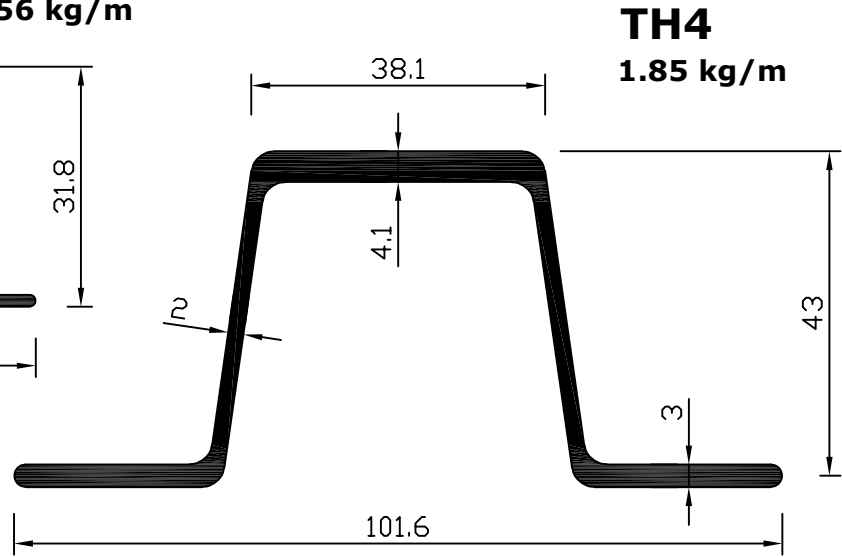
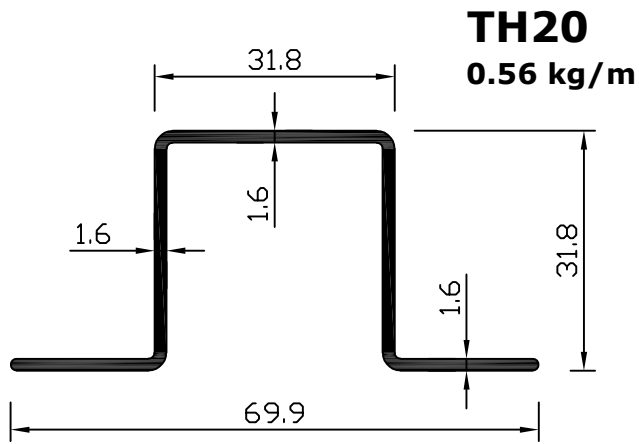


PLEASE NOTE - All sections are Aluminium unless otherwise stated.  
- All dimensions millimeters unless otherwise stated.



[www.servicemetals.co.uk](http://www.servicemetals.co.uk)

# Top Hats




**PLEASE NOTE** - All sections are Aluminium unless otherwise stated.  
- All dimensions millimeters unless otherwise stated.



[www.servicemetals.co.uk](http://www.servicemetals.co.uk)




# Top Hats



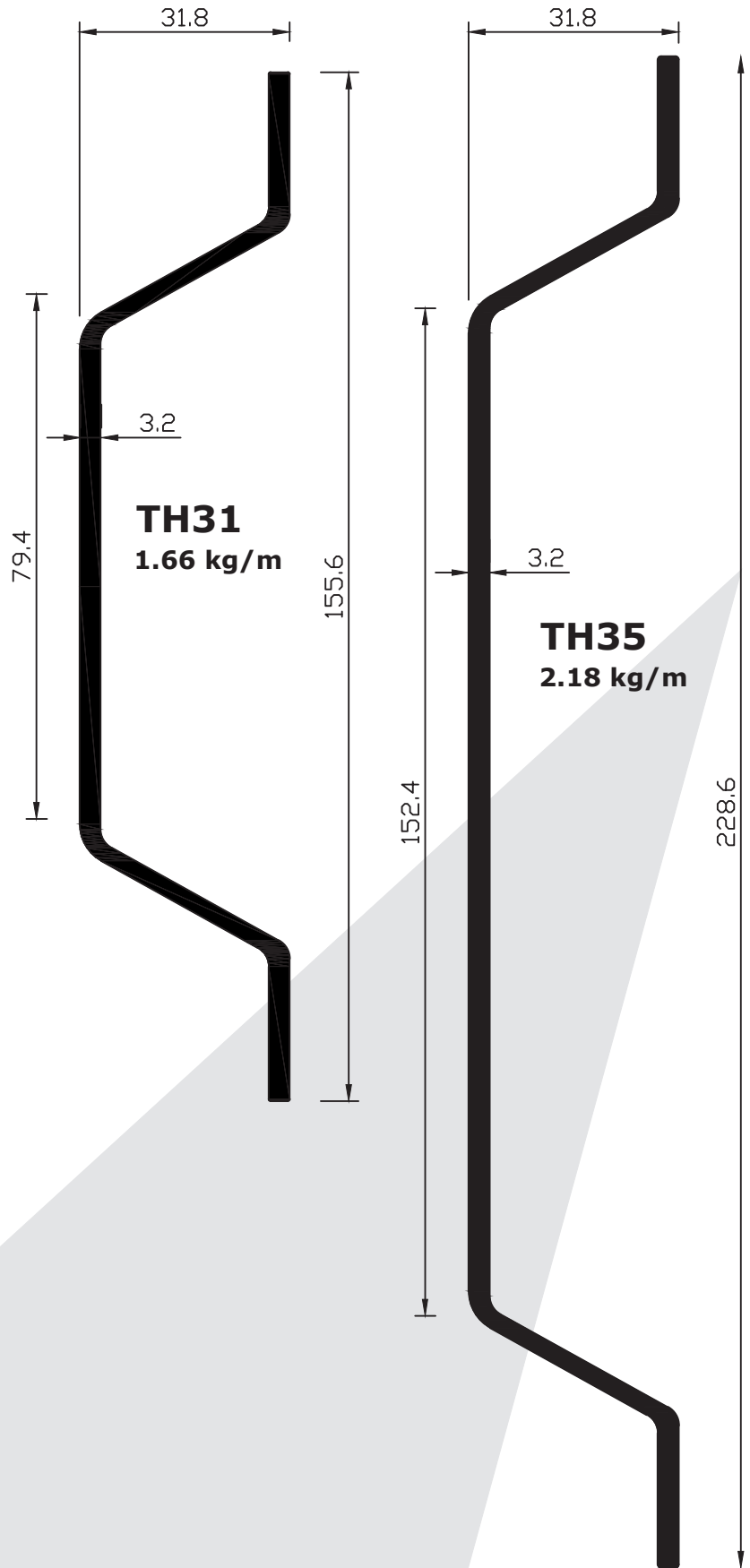
## CS31

Alloy casting for use with Top Hat 31



## CS35

Alloy casting for use with Top Hat 35

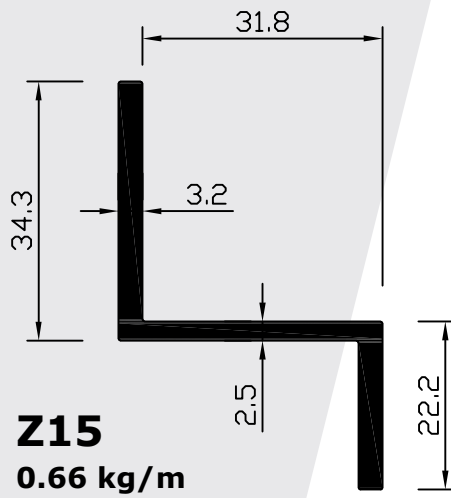
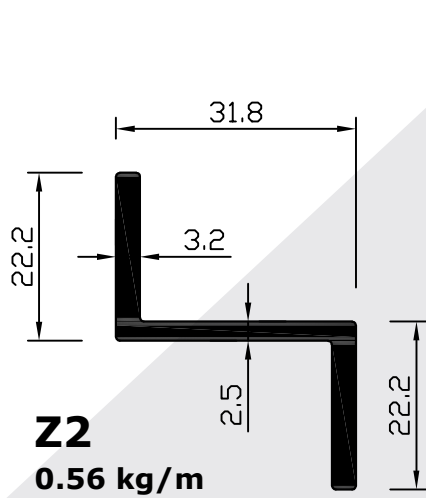
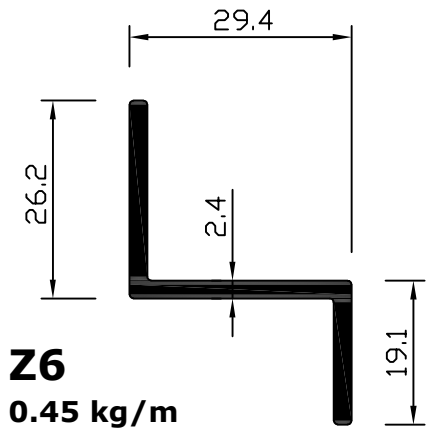
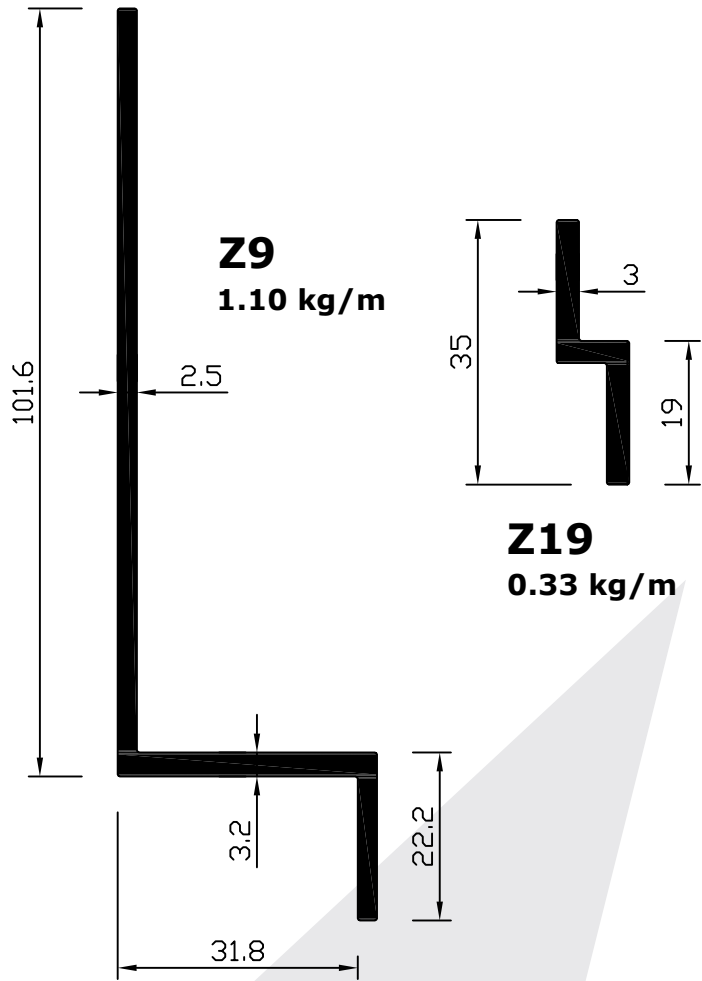
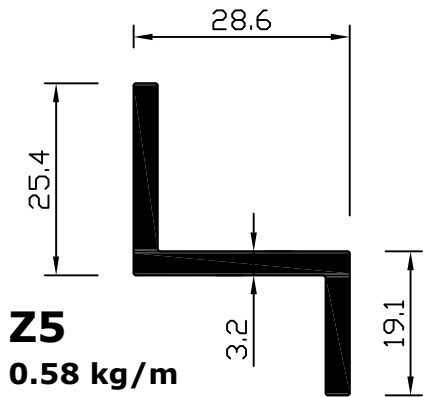


**PLEASE NOTE** - All sections are aluminium unless otherwise stated.  
- All dimensions millimeters unless otherwise stated



[www.servicemetals.co.uk](http://www.servicemetals.co.uk)

# Zeds



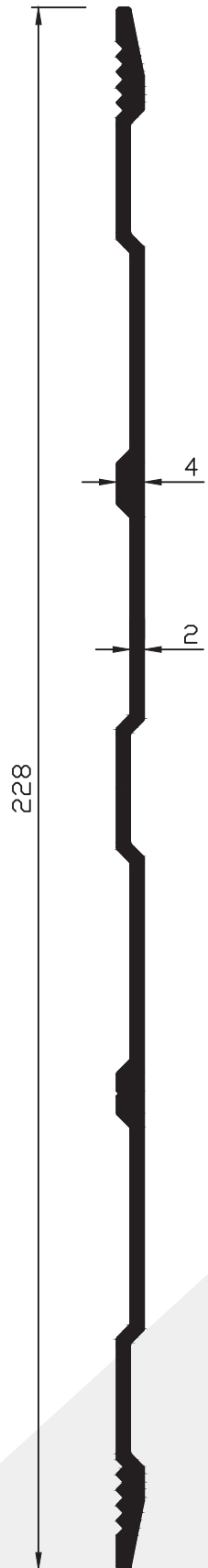
PLEASE NOTE - All sections are Aluminium unless otherwise stated.  
- All dimensions millimeters unless otherwise stated.



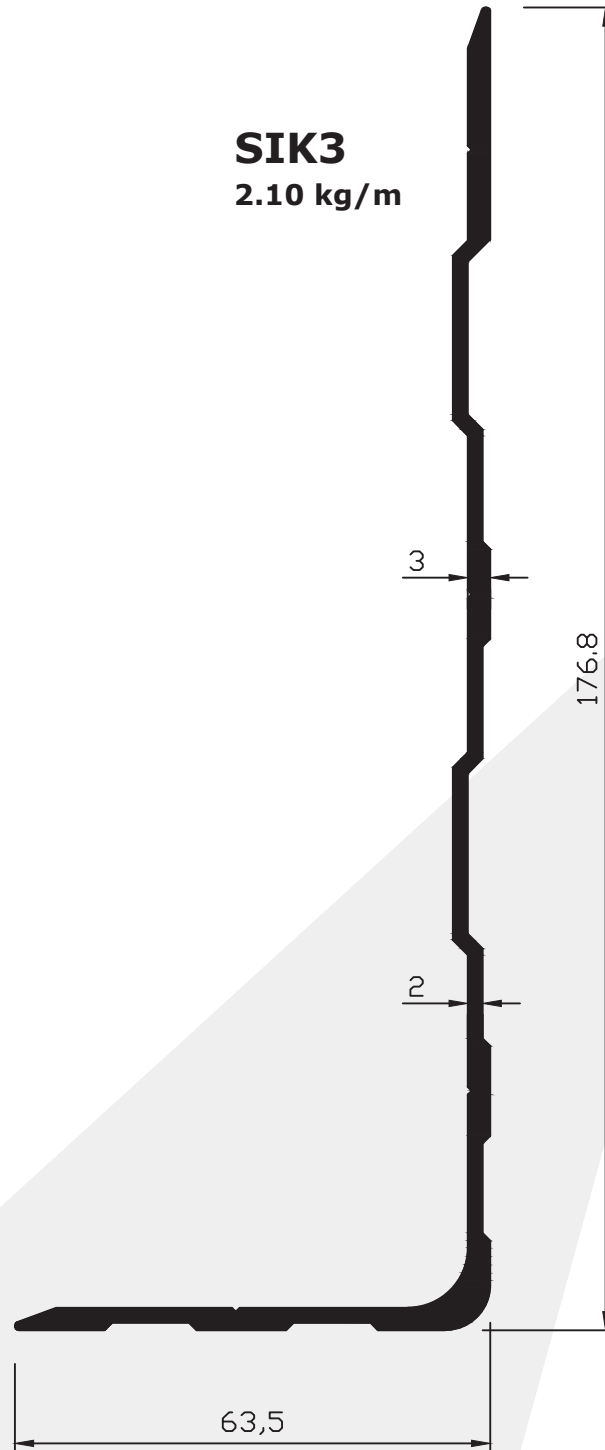
[www.servicemetals.co.uk](http://www.servicemetals.co.uk)

# Kick Strips

**SIK1**  
1.58 kg/m



**SIK3**  
2.10 kg/m



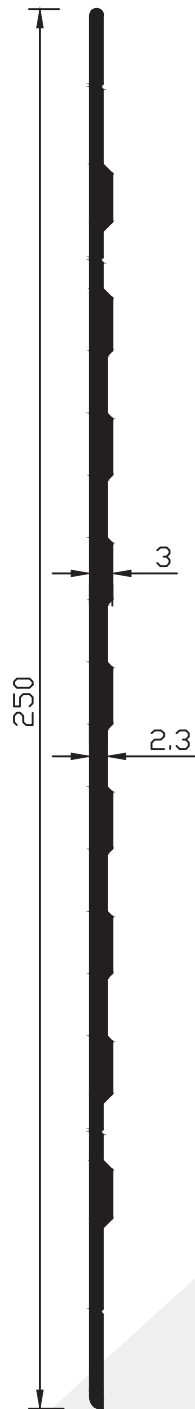
**PLEASE NOTE** - All sections are aluminium unless otherwise stated.  
- All dimensions millimeters unless otherwise stated



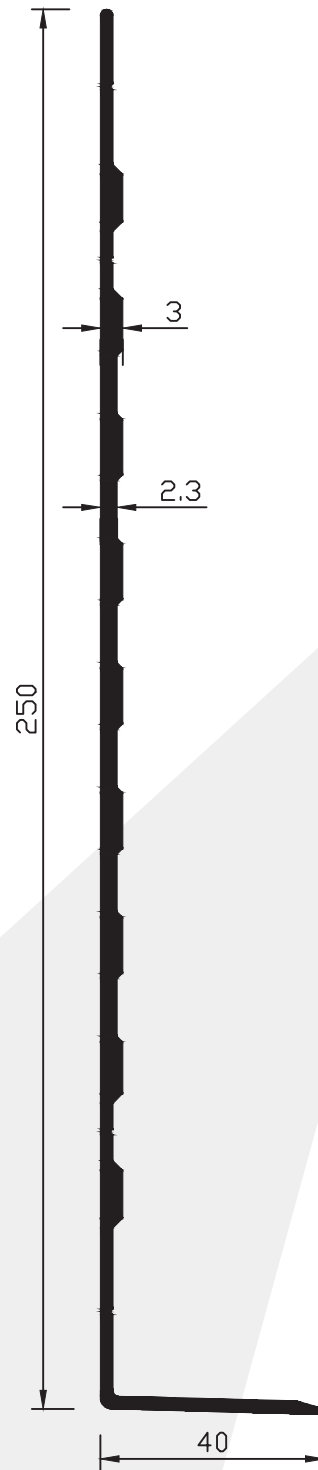
[www.servicemetals.co.uk](http://www.servicemetals.co.uk)

# Kick Strips

**SIK5**  
2.10 kg/m



**SIK4**  
2.32 kg/m



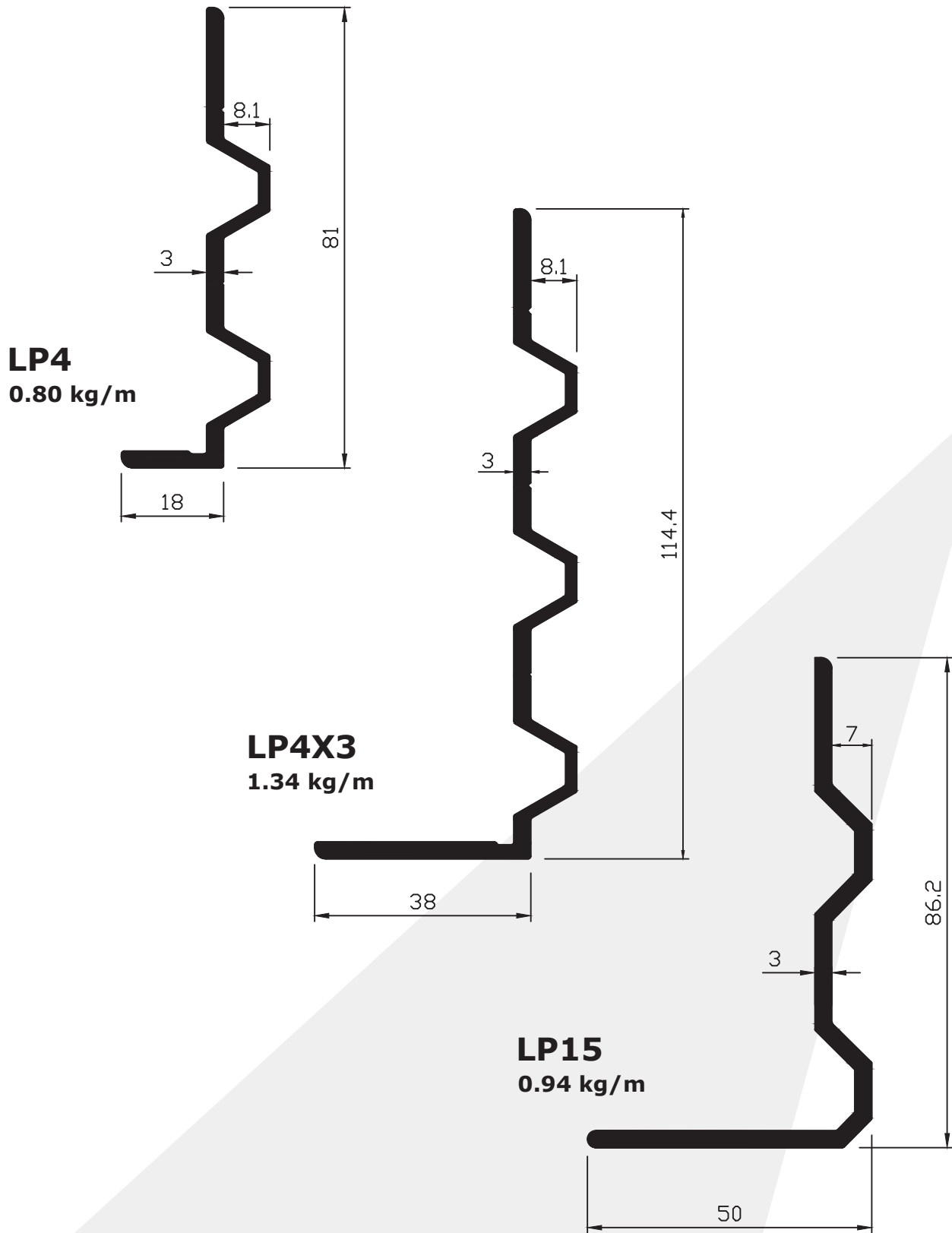
*ABOVE DRAWINGS 75% SCALE*

**PLEASE NOTE** - All sections are aluminium unless otherwise stated.  
- All dimensions millimeters unless otherwise stated



[www.servicemetals.co.uk](http://www.servicemetals.co.uk)

# Rub Rails

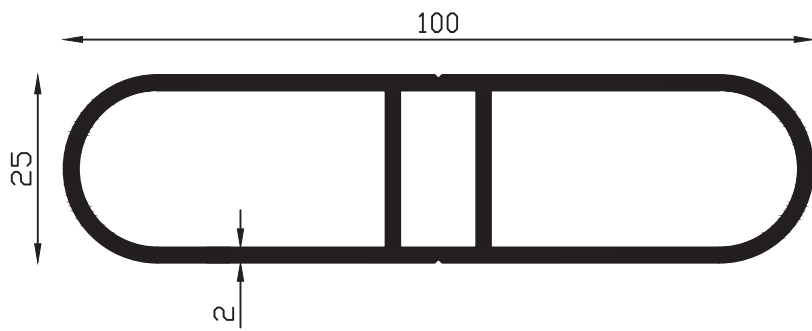


**PLEASE NOTE** - All sections are aluminium unless otherwise stated.  
- All dimensions millimeters unless otherwise stated

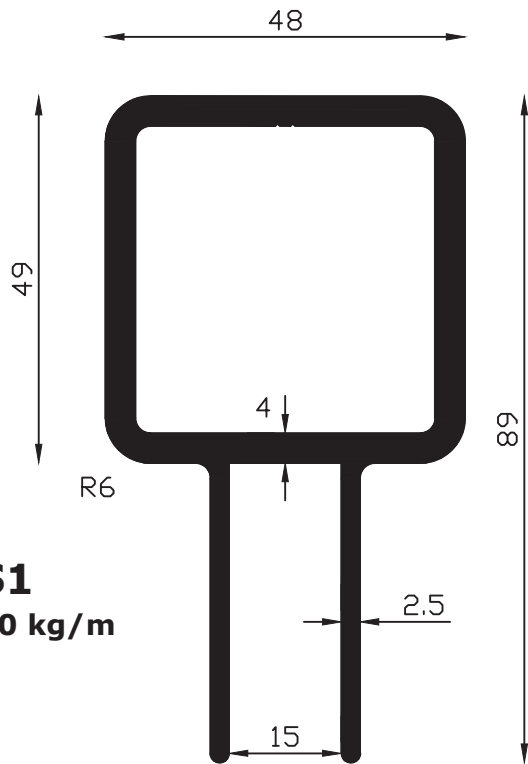


[www.servicemetals.co.uk](http://www.servicemetals.co.uk)

# Livestock Sections

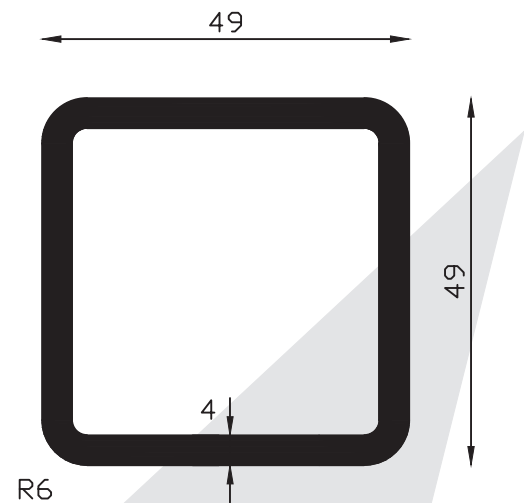


**HS1**  
1.42 kg/m  
End Capping - RT901

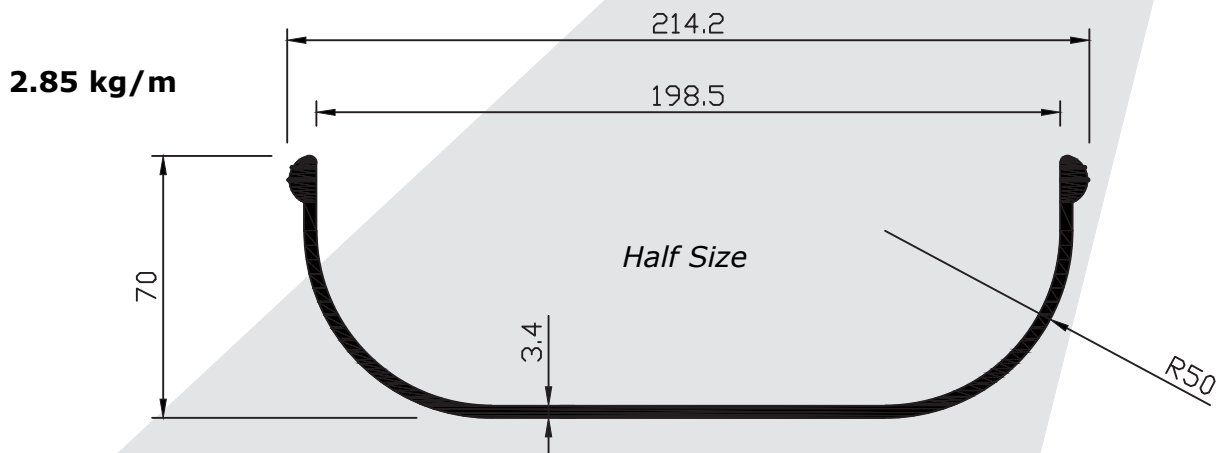


**PS1**  
2.40 kg/m

**PS2**  
1.88 kg/m



# Hose Tray Extrusion



2.85 kg/m

Half Size

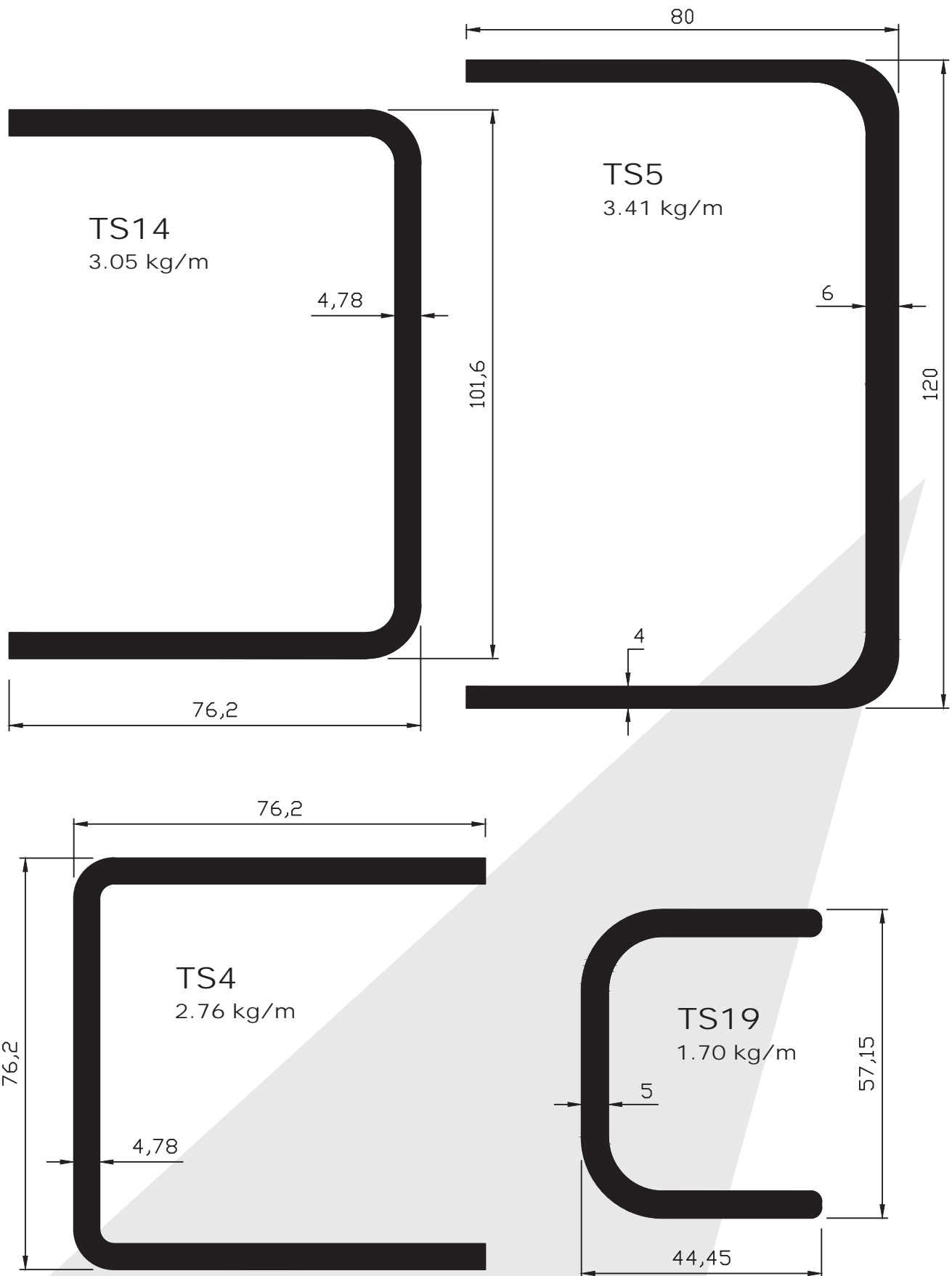
R50

**PLEASE NOTE** - All sections are Aluminium unless otherwise stated.  
- All dimensions millimeters unless otherwise stated.



[www.servicemetals.co.uk](http://www.servicemetals.co.uk)

# Welded Tipper Sections

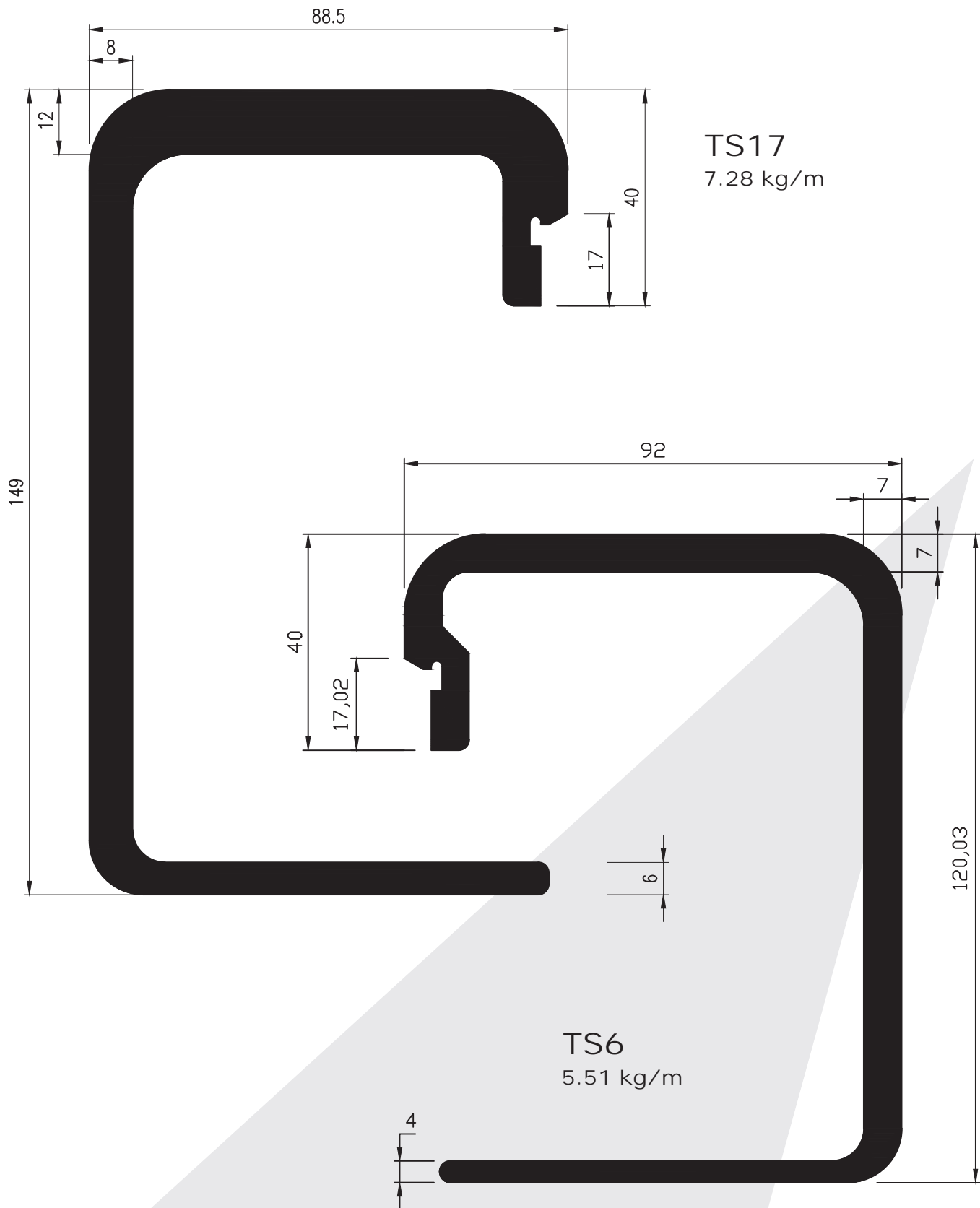


PLEASE NOTE - All sections are aluminium unless otherwise stated.  
- All dimensions millimeters unless otherwise stated



[www.servicemetals.co.uk](http://www.servicemetals.co.uk)

# Welded Tipper Sections



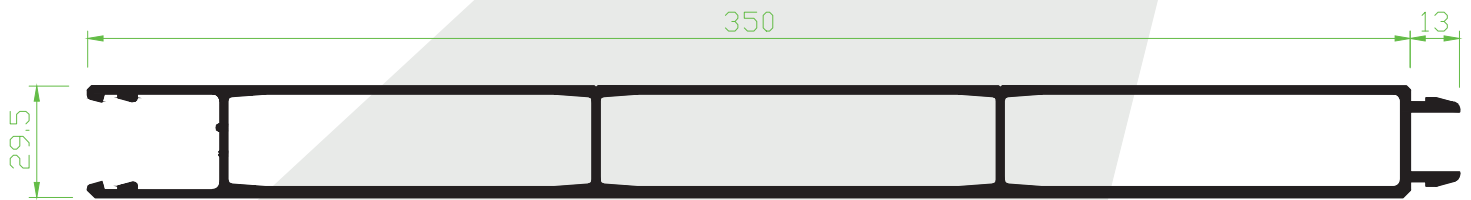
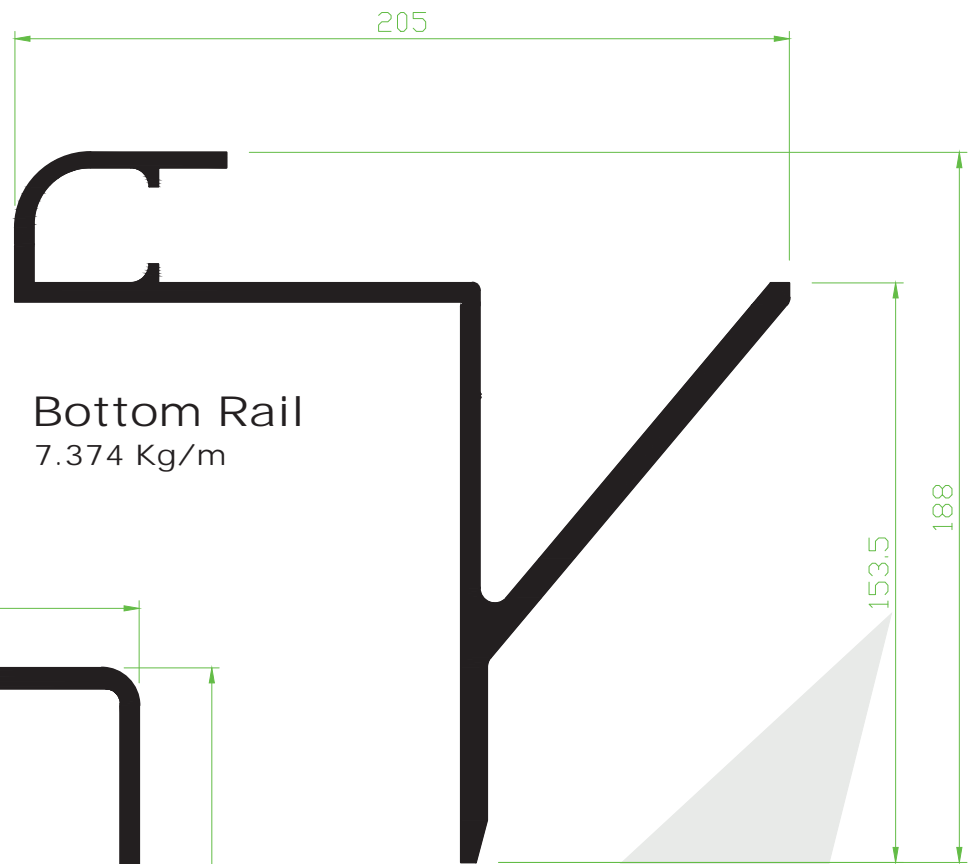
PLEASE NOTE - All sections are aluminium unless otherwise stated.  
 - All dimensions millimeters unless otherwise stated



[www.servicemetals.co.uk](http://www.servicemetals.co.uk)



# Welded Tipper Sections

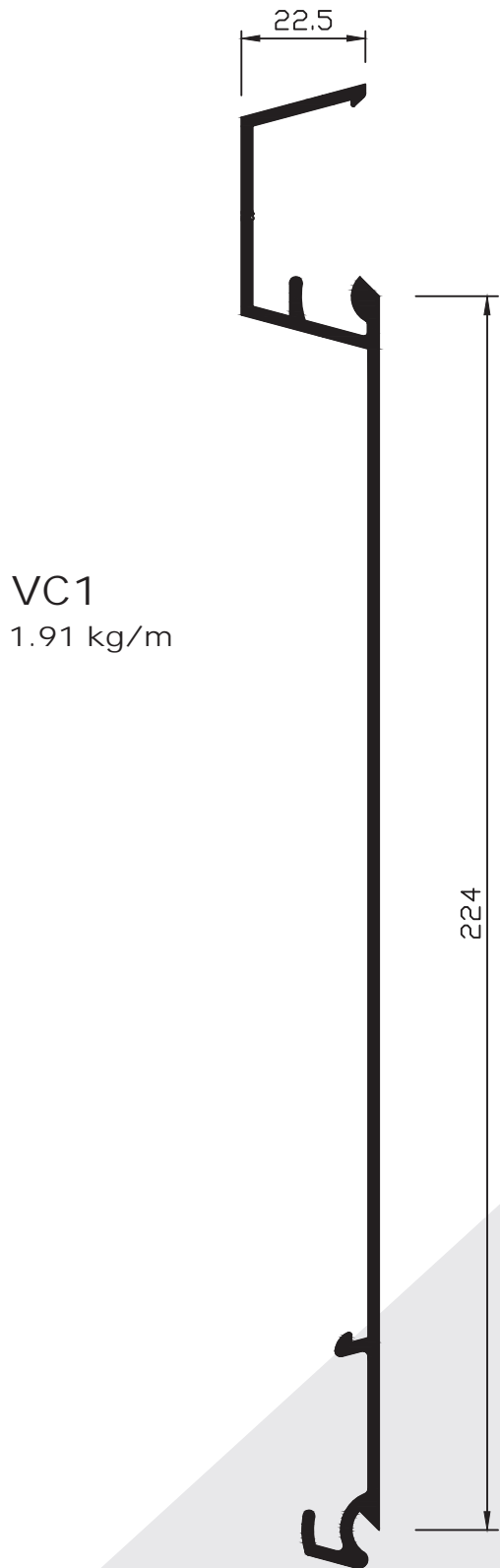


PLEASE NOTE - All sections are Aluminium unless Otherwise stated.  
-All dimensions in millimeters unless otherwise stated.



[www.servicemetals.co.uk](http://www.servicemetals.co.uk)

# Van Clip Section



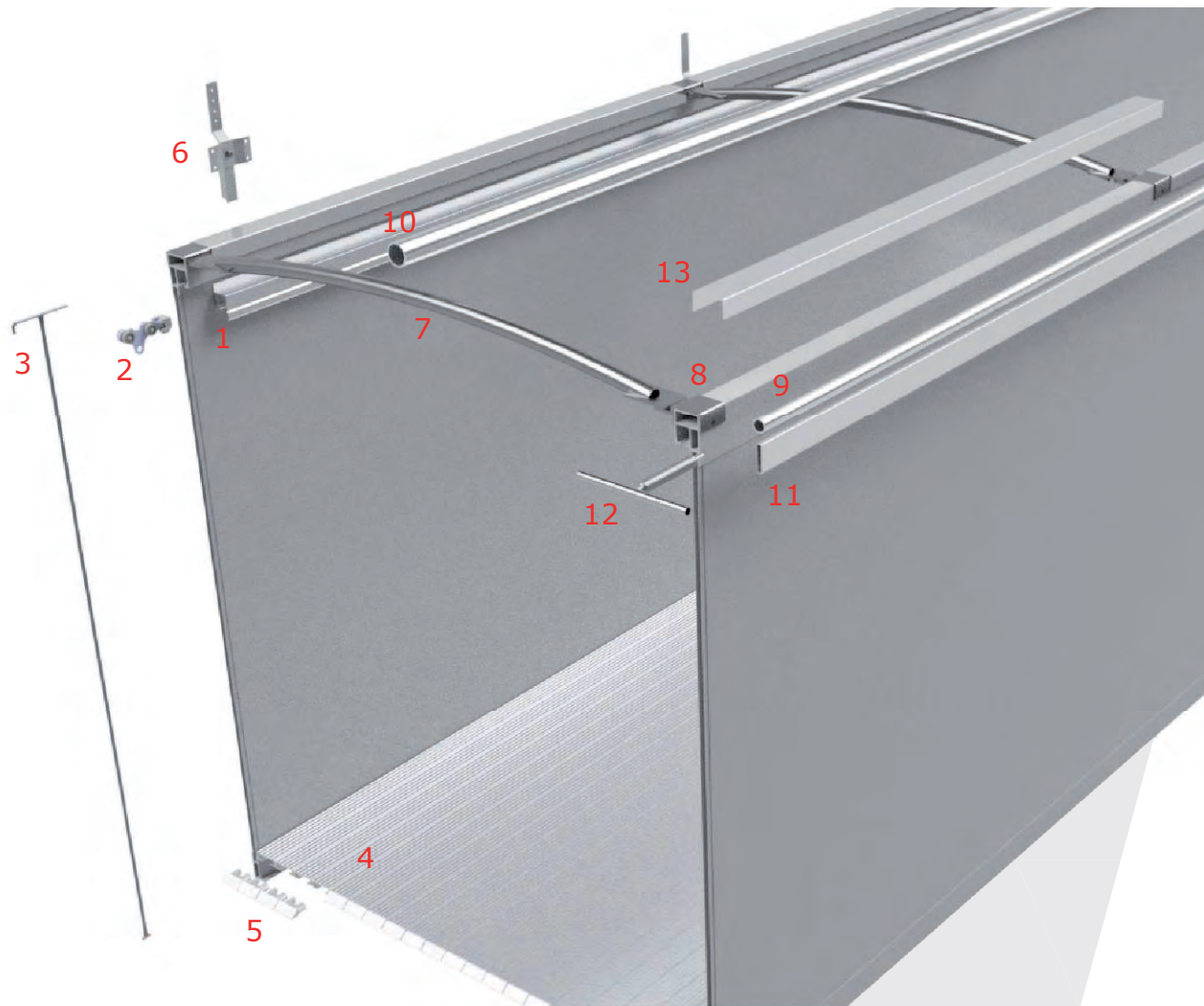
- To be used in lieu of intermediate Top Hat and Sheet constructed sides and bulkheads.
- Also used for rear door and trailboard construction.

PLEASE NOTE - All sections are aluminium unless otherwise stated.  
- All dimensions millimeters unless otherwise stated



[www.servicemetals.co.uk](http://www.servicemetals.co.uk)

# Walking Floor Trailer Components



- |                   |  |
|-------------------|--|
| <b>1. WFT-T</b>   | Aluminium Moving Headboard Track Section (works with rollers WFSR-48)      |
| <b>2. WFSR-48</b> | Steel Roller to hang moving headboard (also WSFR-42 for original tracks)   |
| <b>3. SHZP</b>    | 'Shepherds Hook' - zinc plated long reach hooked end pole.                 |
| <b>4. WF-FP</b>   | Aluminium Floor Plank.   |
| <b>5. WF-EC</b>   | End Cap for floor planks   |
| <b>6. SSHD</b>    | Sheet Stop and Plate - Heavy duty galvanised (*body fixings not supplied)  |
| <b>7. GBRB</b>    | Roof Bar - Curved 100mm (4") rise - galvanised (will fit most WF trailers) |
| <b>8. RBB</b>     | Bracket for GBRB - galvanised - for 100mm top rail (*fixings not supplied) |
| <b>9. RT39M</b>   | Aluminium 50mm OD x 5mm Tube x 13600mm (45') lengths.                      |
| <b>10. RT55</b>   | Aluminium 89mm OD x 6.5mm Tube x 13600mm (45') lengths.                    |
| <b>11. WF-B</b>   | Aluminium 100mm x 25mm RHS x 13600mm (45') lengths.                        |
| <b>12. CSH</b>    | Sheet tube handle - zinc plated c/w sleeve to fit RT39M aluminium tube.    |
| <b>13. WF-TC</b>  | Top Capping - 123 x 65mm Channel x 6800mm long                             |

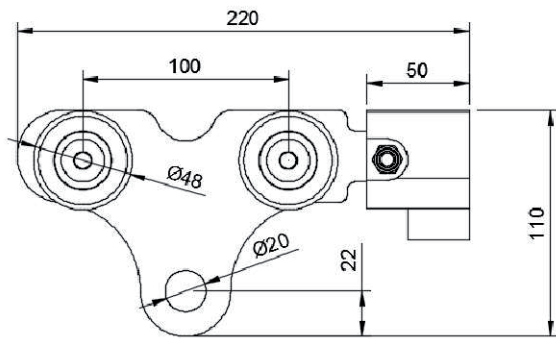
**PLEASE NOTE** - All sections are aluminium unless otherwise stated.  
- All dimensions millimeters unless otherwise stated



[www.servicemetals.co.uk](http://www.servicemetals.co.uk)

# Walking Floor Trailer Components

## Walking Floor Rollers



### WFSR-48

Steel Roller. to fit Service Metals track WFT.  
48mm dia Wheel.


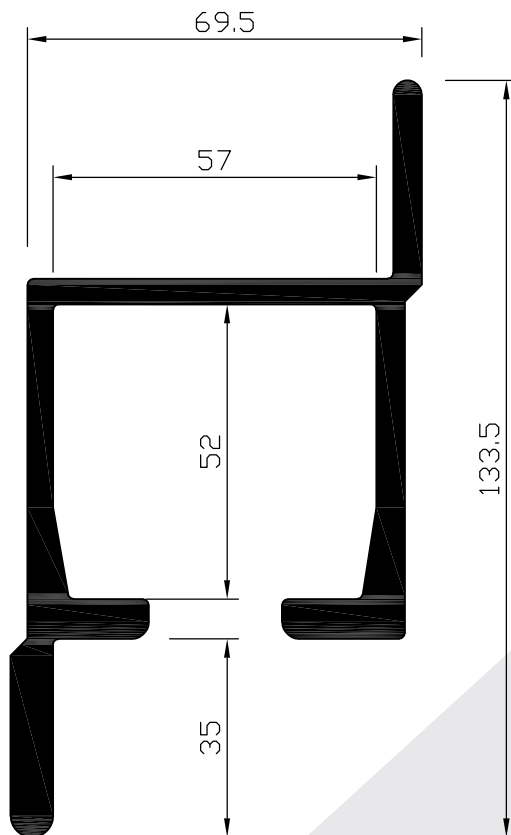
### WFSR-42

Steel Roller. to fit existing manufacturers track.  
42mm dia Wheel.

## Walking Floor Sections

### WF-T

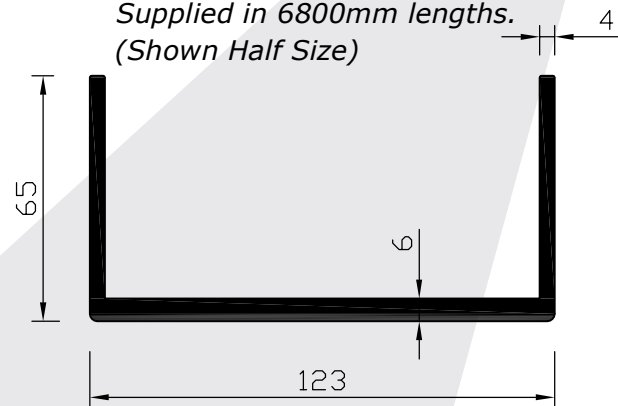
to fit with WFSR-48.



### WF-TC

#### Top Capping

Supplied in 6800mm lengths.  
(Shown Half Size)



### WF-B

Supplied in 13600mm lengths.

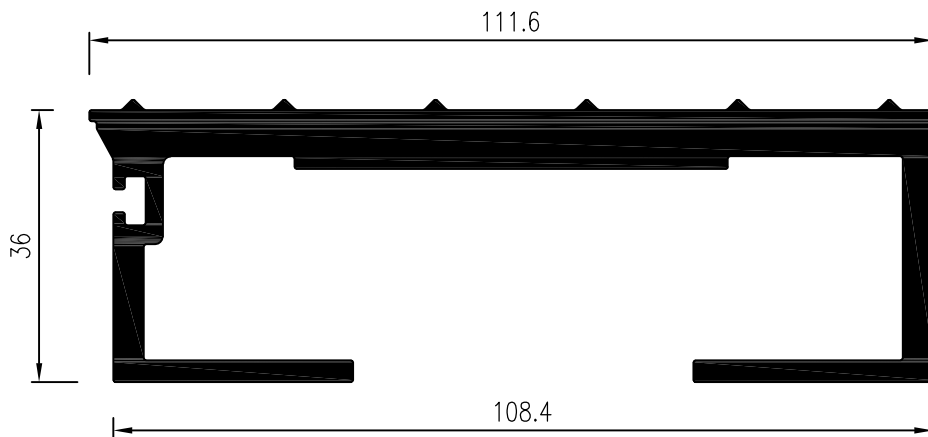


**PLEASE NOTE** - All sections are aluminium unless otherwise stated.  
- All dimensions millimeters unless otherwise stated



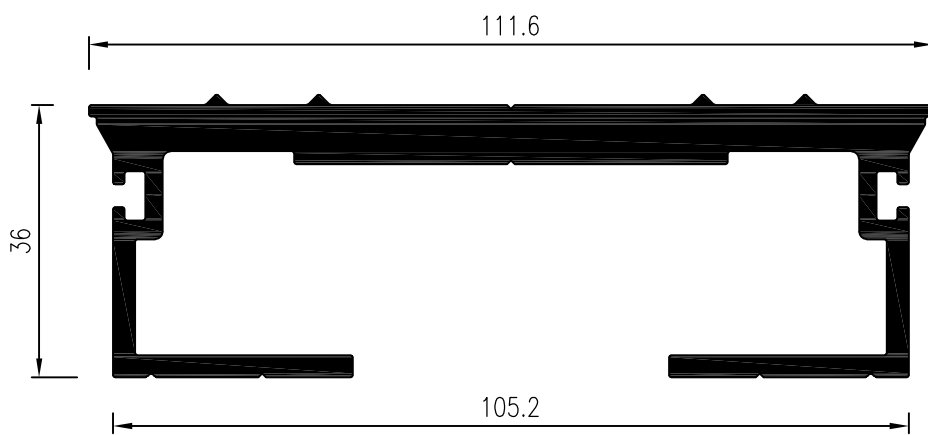
[www.servicemetals.co.uk](http://www.servicemetals.co.uk)

# Walking Floor Trailer Components




## WF-PS

*Supplied in 13300mm lengths.*



## WF-PD


*Supplied in 13300mm lengths.*



## WF-EC

End Cap

*Fits sections WF-PD and WF-PS*



**PLEASE NOTE** - All sections are aluminium unless otherwise stated.  
- All dimensions millimeters unless otherwise stated



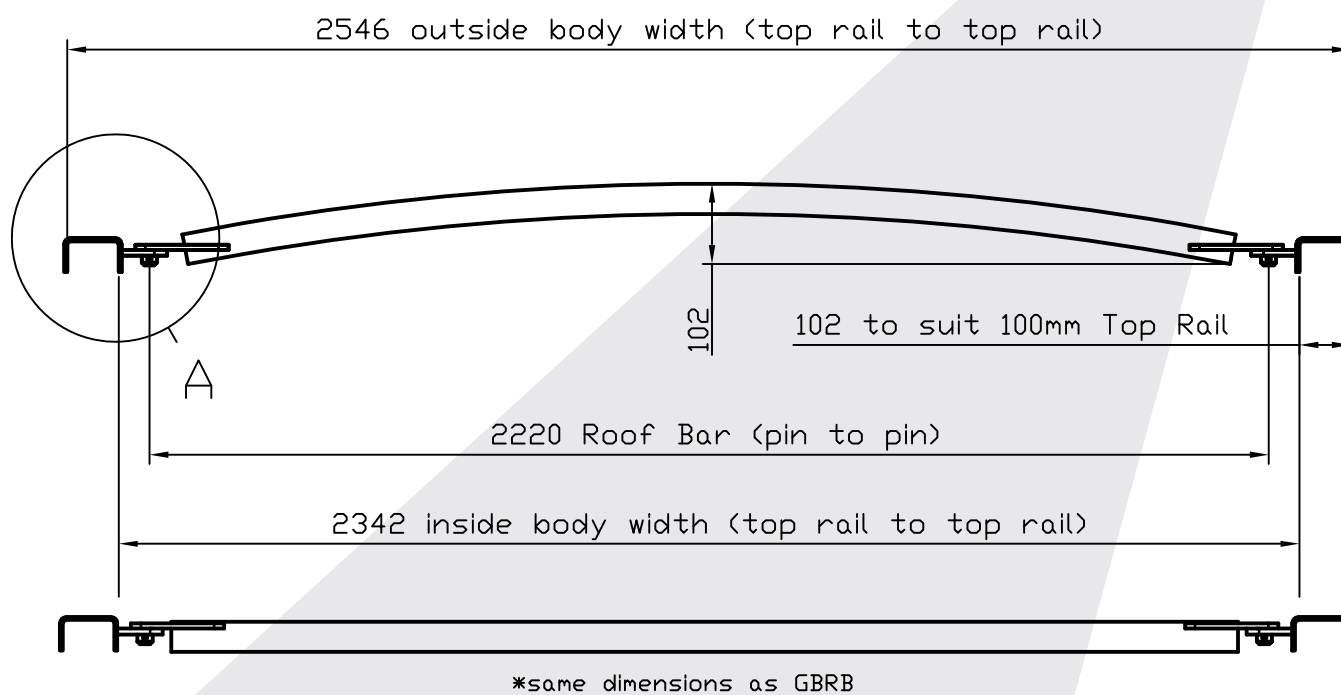
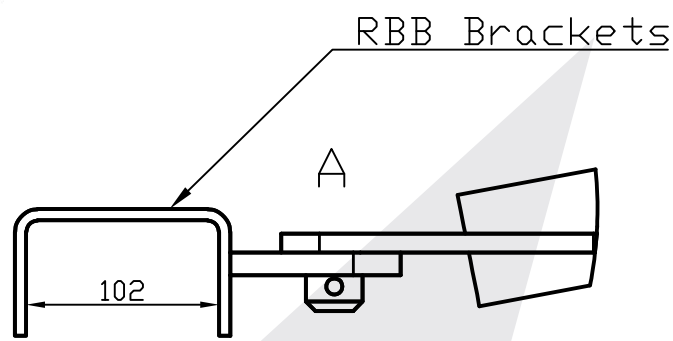
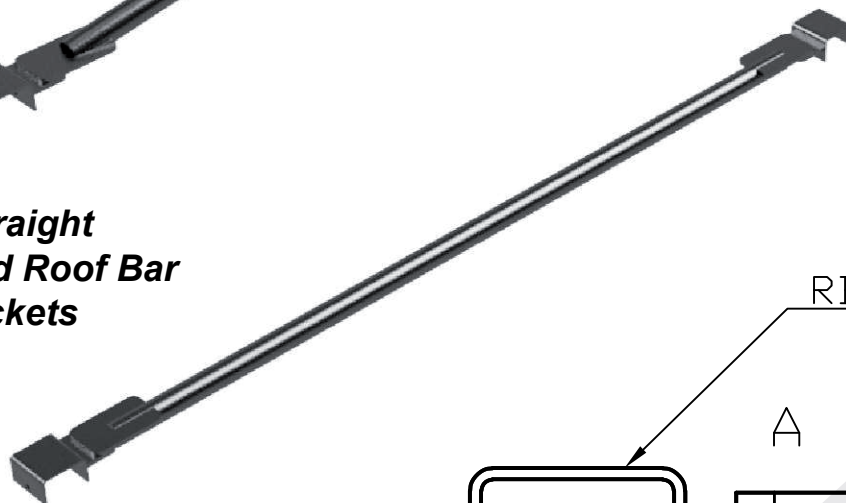
[www.servicemetals.co.uk](http://www.servicemetals.co.uk)

# Walking Floor Trailer Components

**GBRB - Curved  
Galvanised Roof Bar  
+RBB brackets**



**GSRB - Straight  
Galvanised Roof Bar  
+RBB brackets**

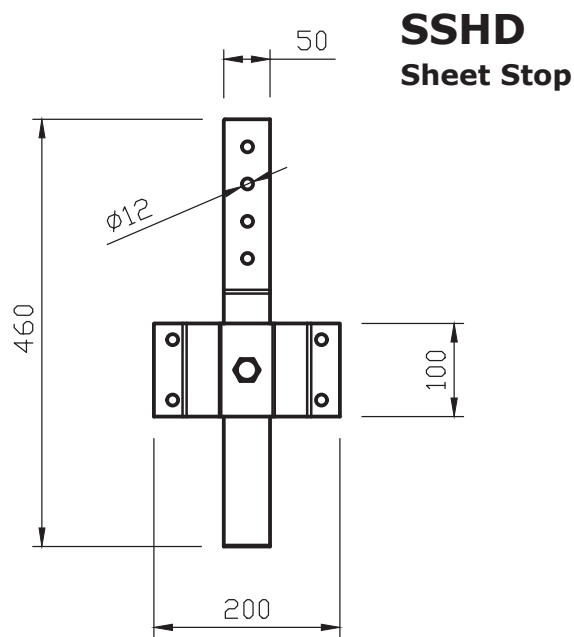


**PLEASE NOTE** - All dimensions millimeters unless otherwise stated




[www.servicemetals.co.uk](http://www.servicemetals.co.uk)

# Walking Floor Trailer Components



**WF-RT39M**  
50mm OD x 5mm Tube  
Supplied in 13600mm lengths



**WF-RT55**  
89mm OD x 6.5mm Tube  
Supplied in 13600mm lengths

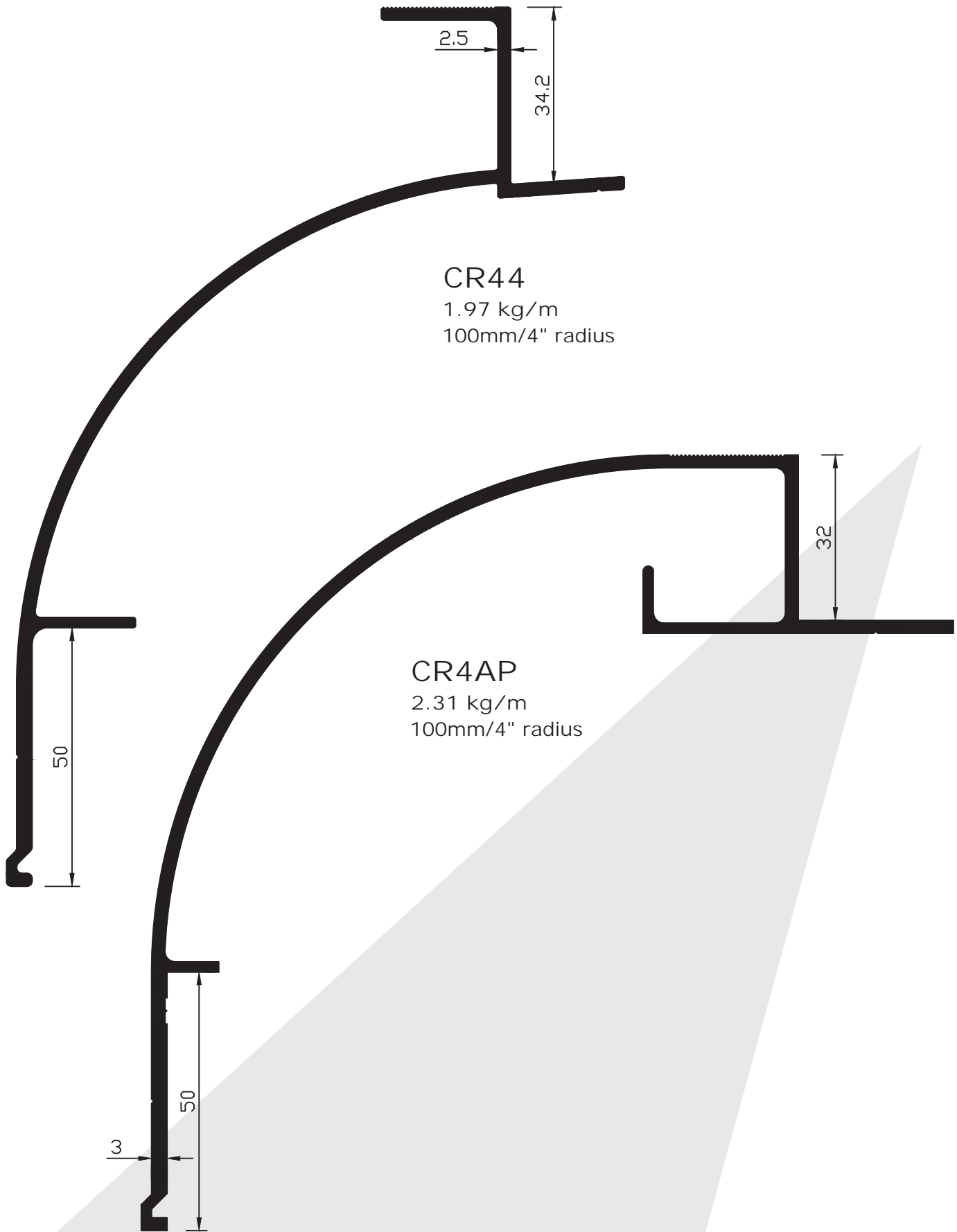


**PLEASE NOTE** - All dimensions millimeters unless otherwise stated



[www.servicemetals.co.uk](http://www.servicemetals.co.uk)

# Cant Rails



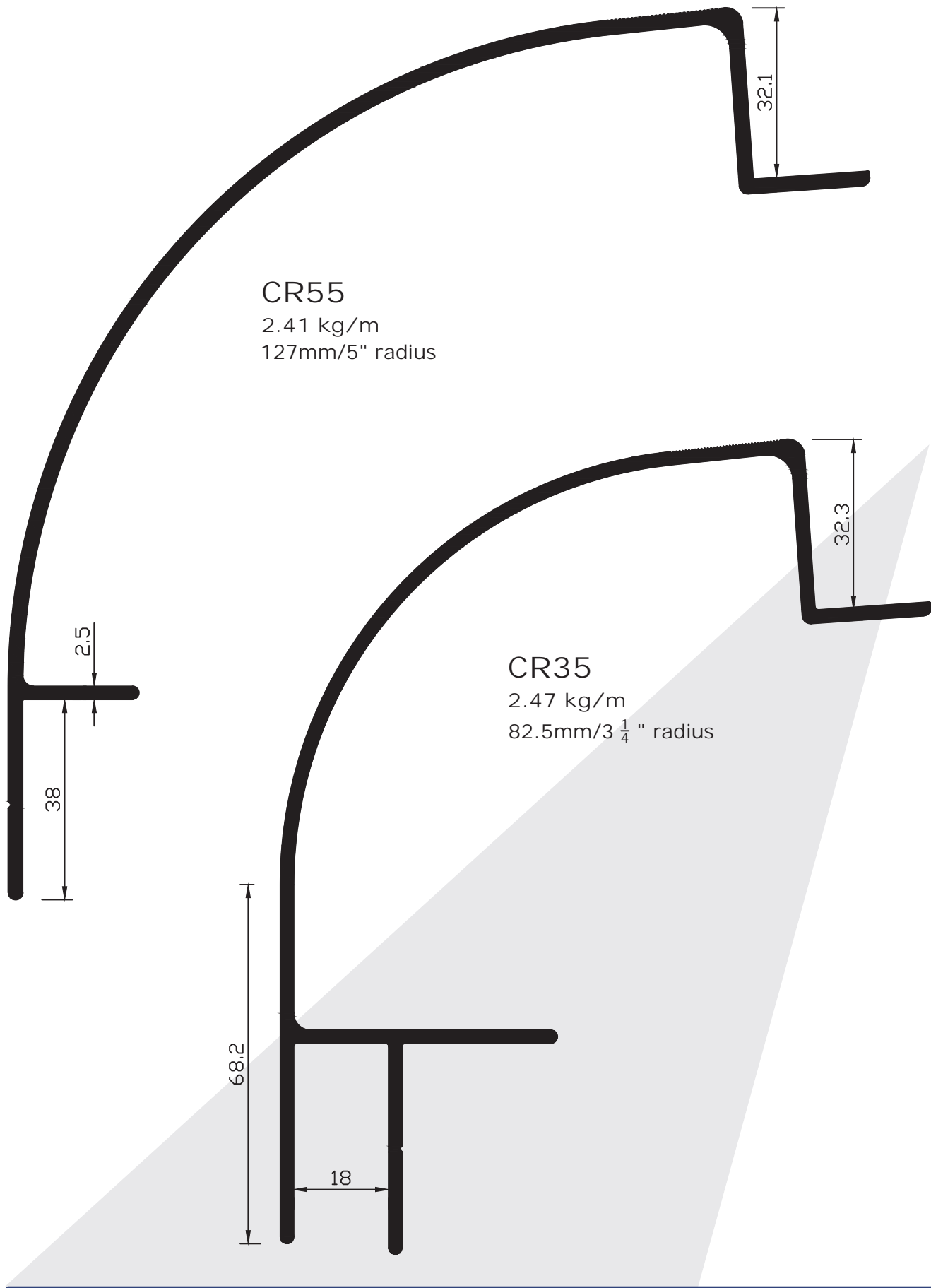
PLEASE NOTE - All sections are aluminium unless otherwise stated.  
- All dimensions millimeters unless otherwise stated



[www.servicemetals.co.uk](http://www.servicemetals.co.uk)



# Cant Rails

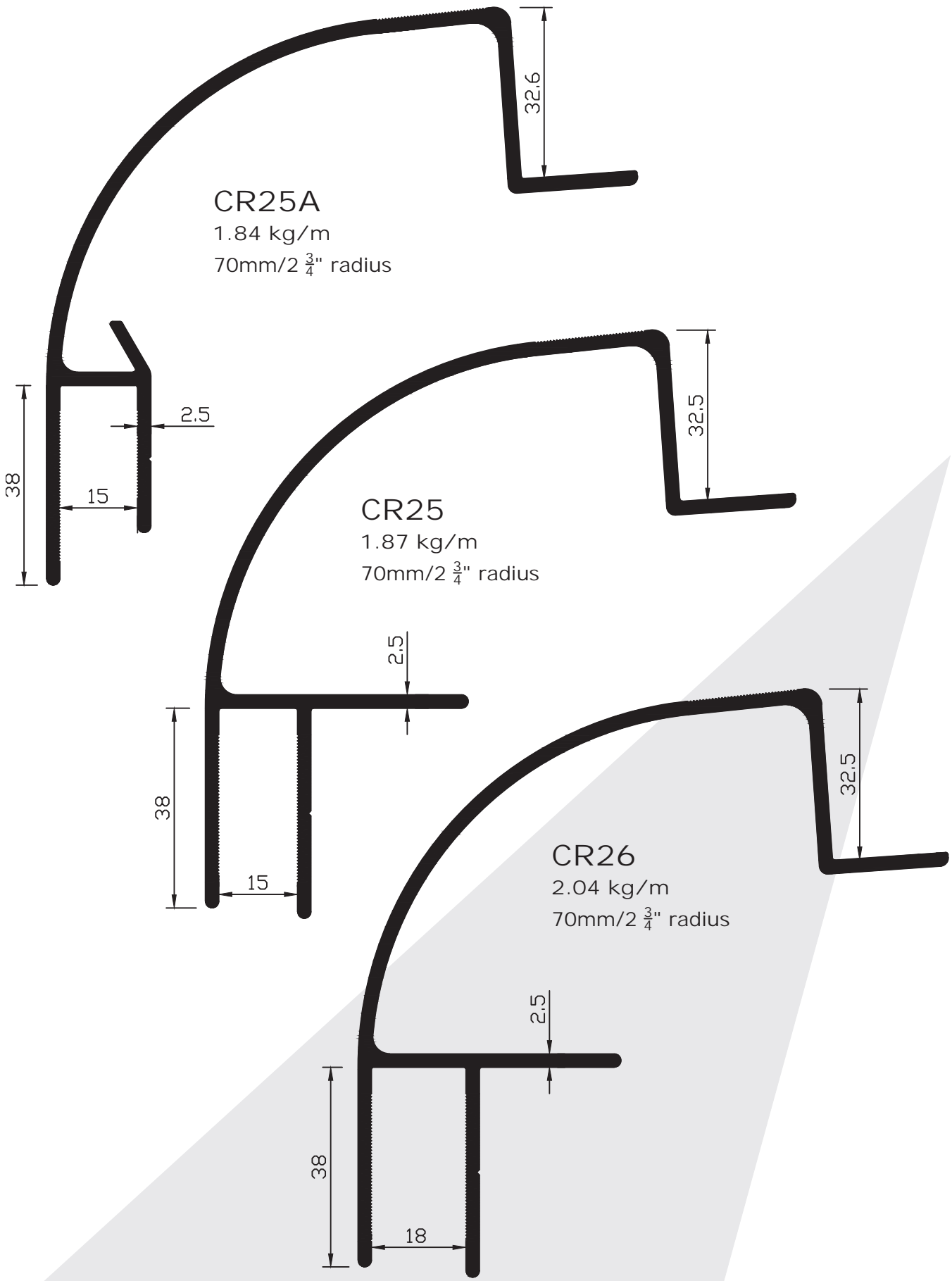


PLEASE NOTE - All sections are aluminium unless otherwise stated.  
- All dimensions millimeters unless otherwise stated



[www.servicemetals.co.uk](http://www.servicemetals.co.uk)

# Cant Rails

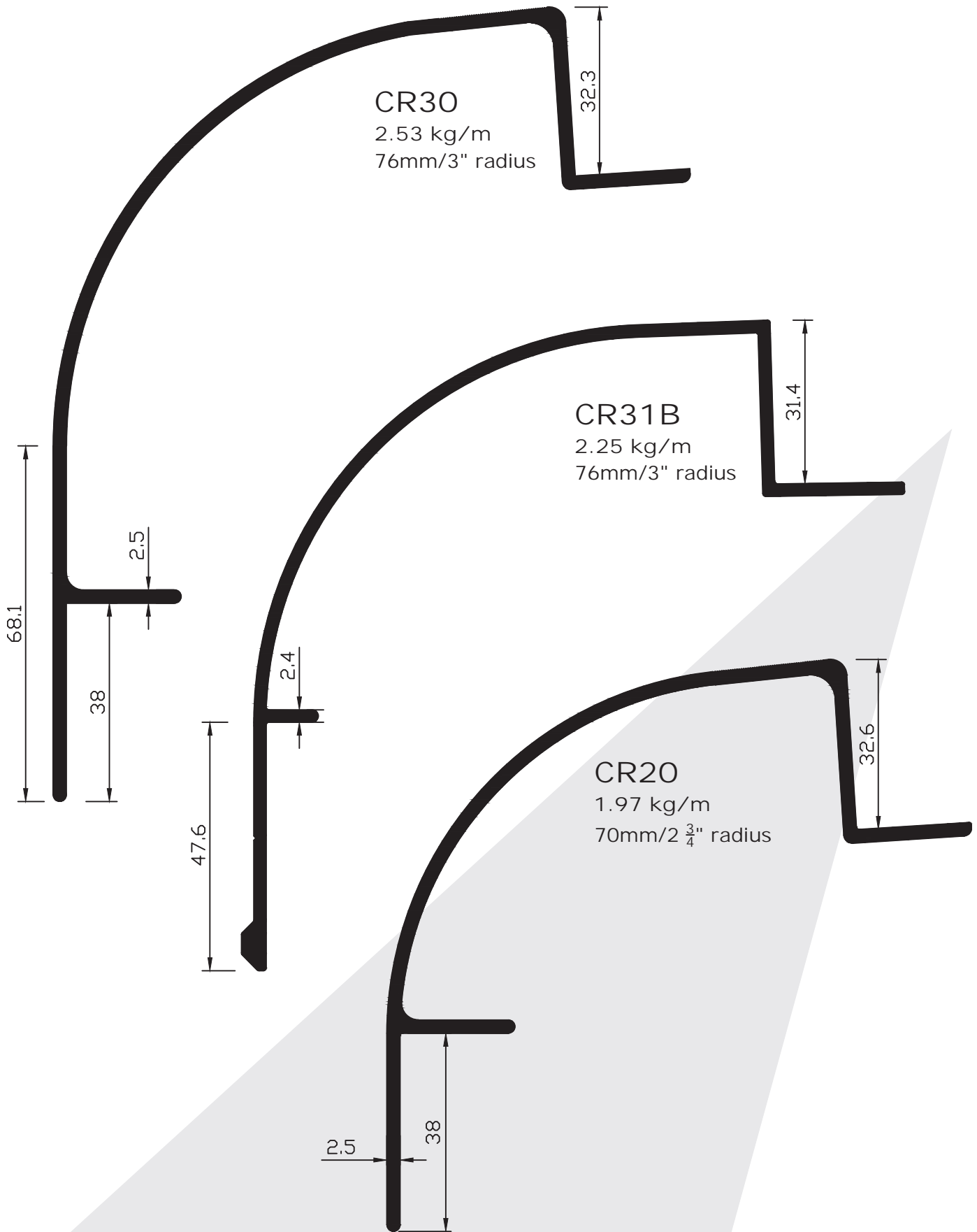


PLEASE NOTE - All sections are aluminium unless otherwise stated.  
- All dimensions millimeters unless otherwise stated



[www.servicemetals.co.uk](http://www.servicemetals.co.uk)

# Cant Rails

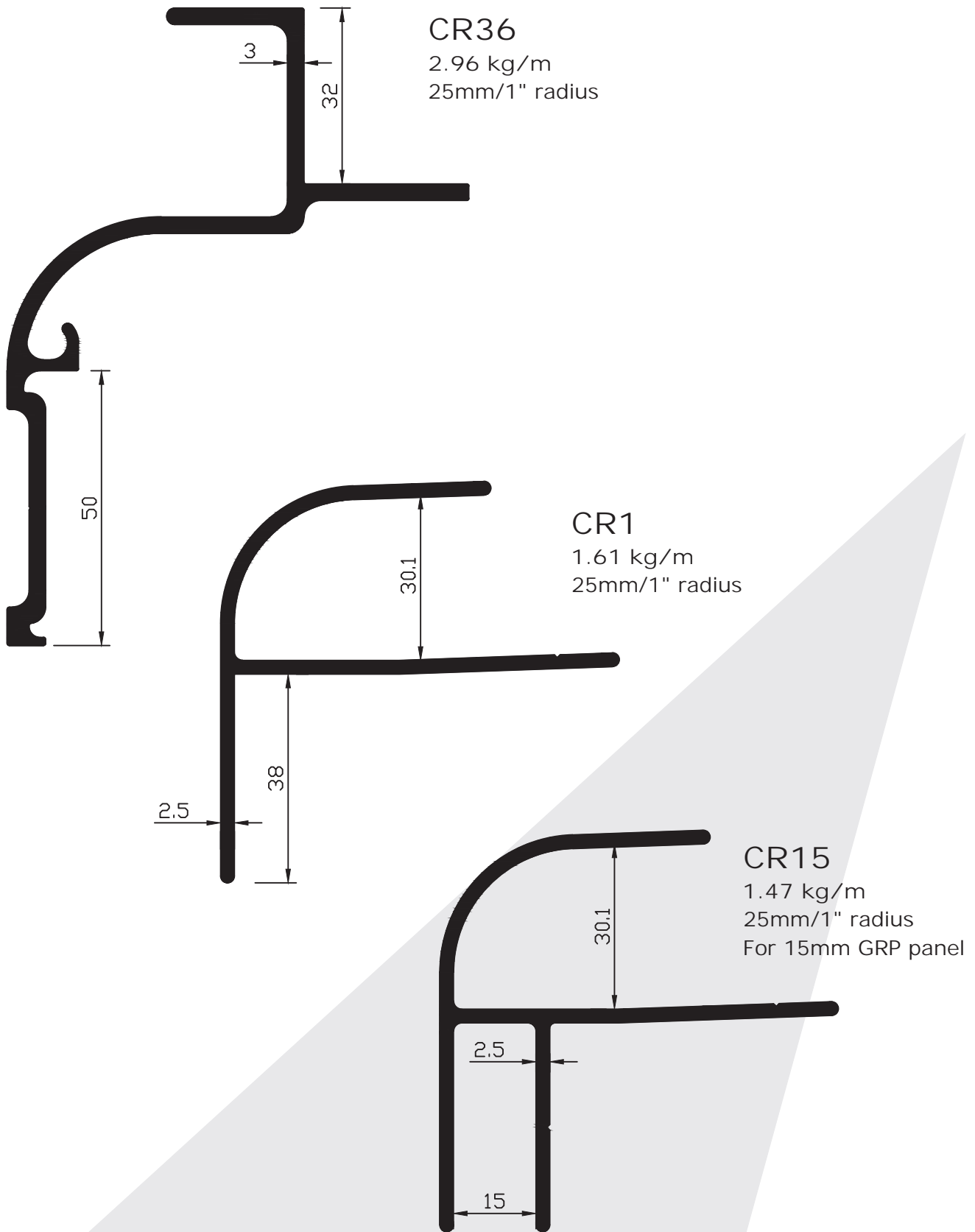


PLEASE NOTE - All sections are aluminium unless otherwise stated.  
- All dimensions millimeters unless otherwise stated



[www.servicemetals.co.uk](http://www.servicemetals.co.uk)

# Cant Rails

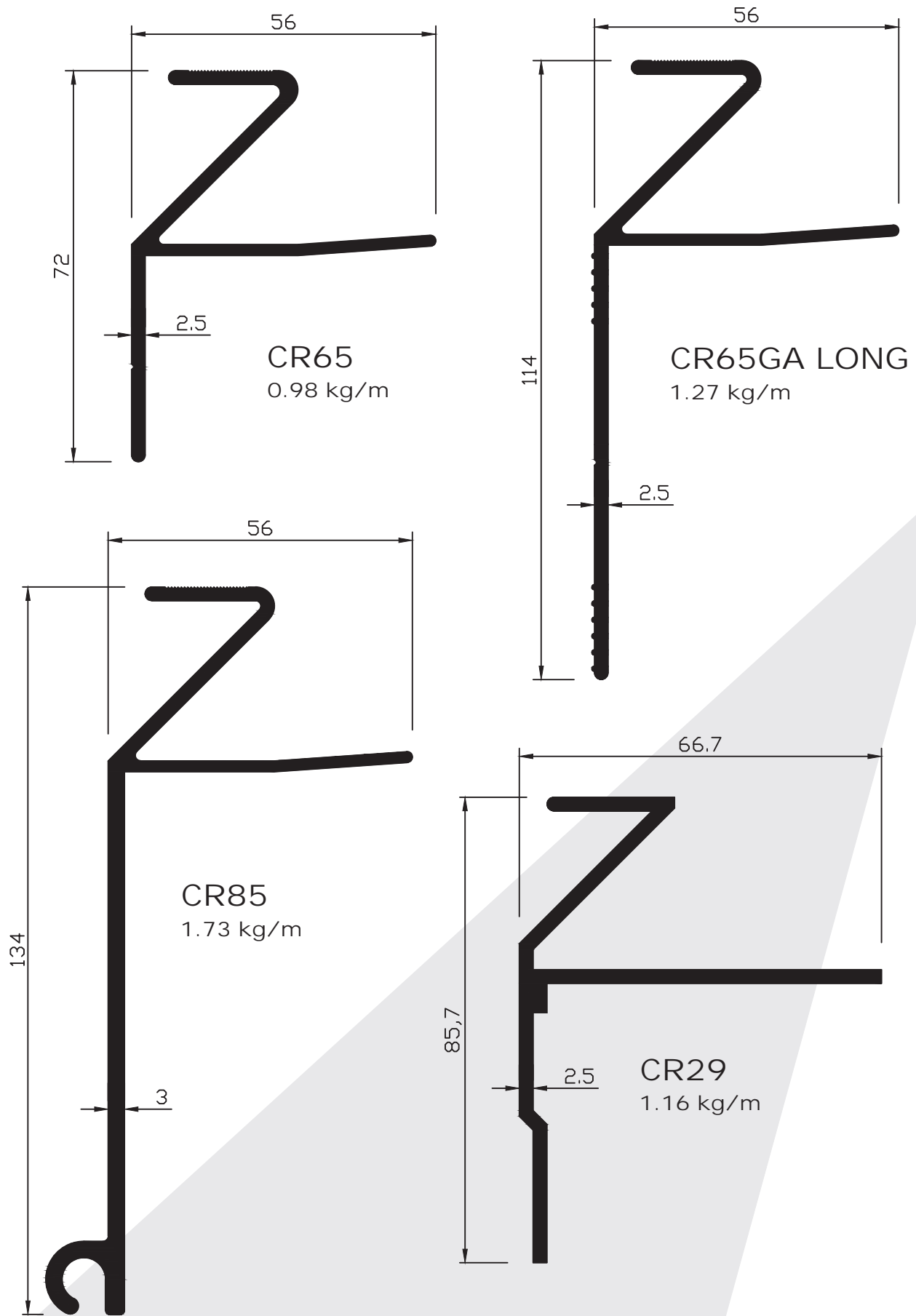


PLEASE NOTE - All sections are aluminium unless otherwise stated.  
- All dimensions millimeters unless otherwise stated



[www.servicemetals.co.uk](http://www.servicemetals.co.uk)

# Cant Rails

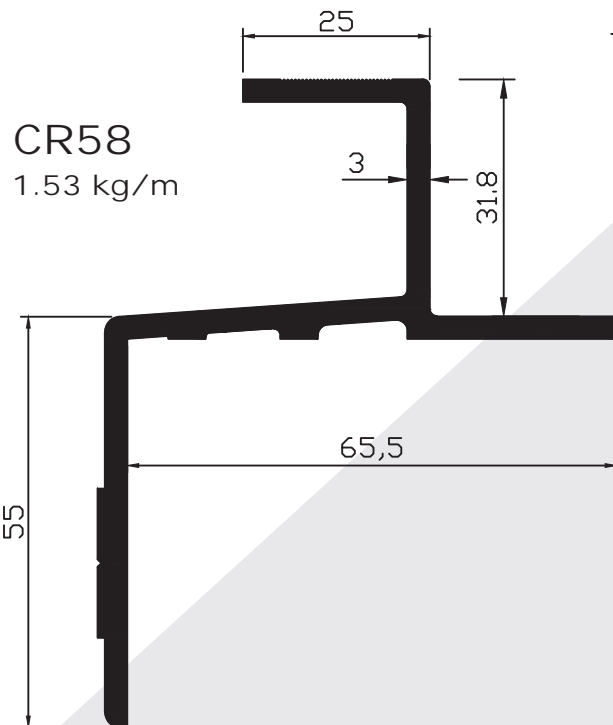
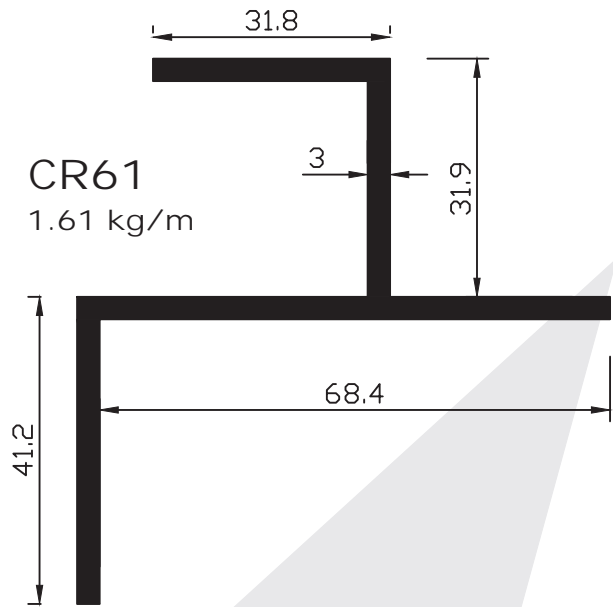
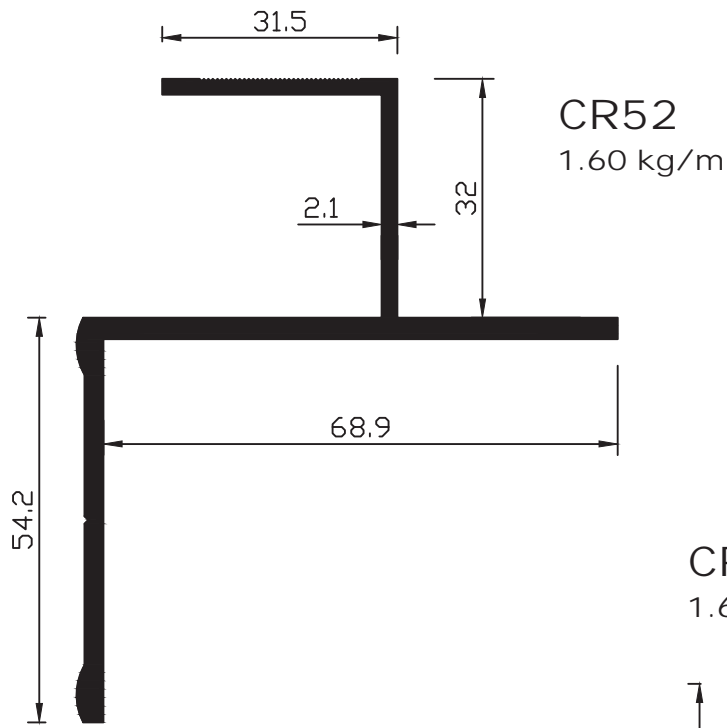


PLEASE NOTE - All sections are aluminium unless otherwise stated.  
- All dimensions millimeters unless otherwise stated



[www.servicemetals.co.uk](http://www.servicemetals.co.uk)

# Cant Rails

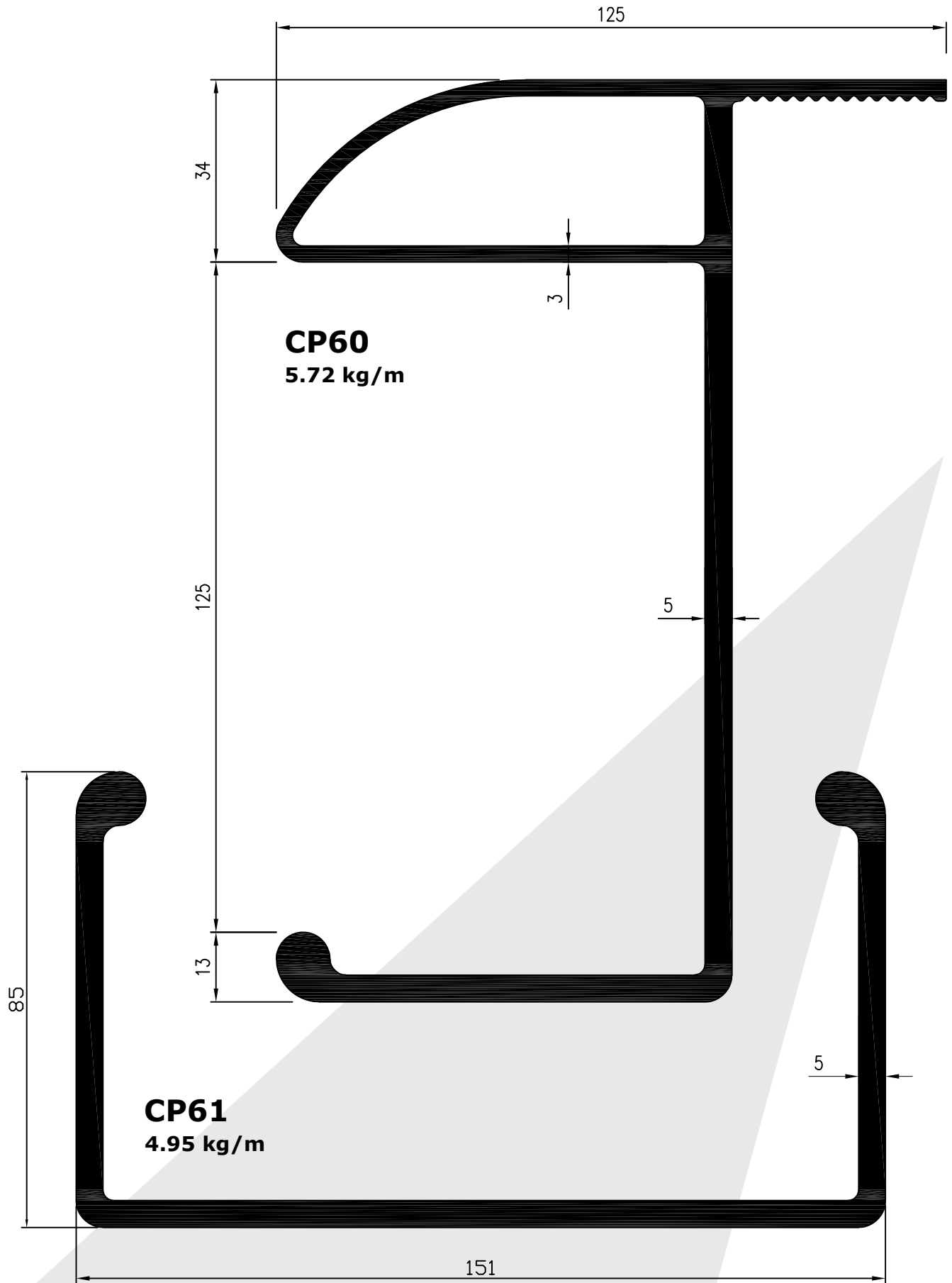


PLEASE NOTE - All sections are aluminium unless otherwise stated.  
- All dimensions millimeters unless otherwise stated



[www.servicemetals.co.uk](http://www.servicemetals.co.uk)

# Corner Pillars

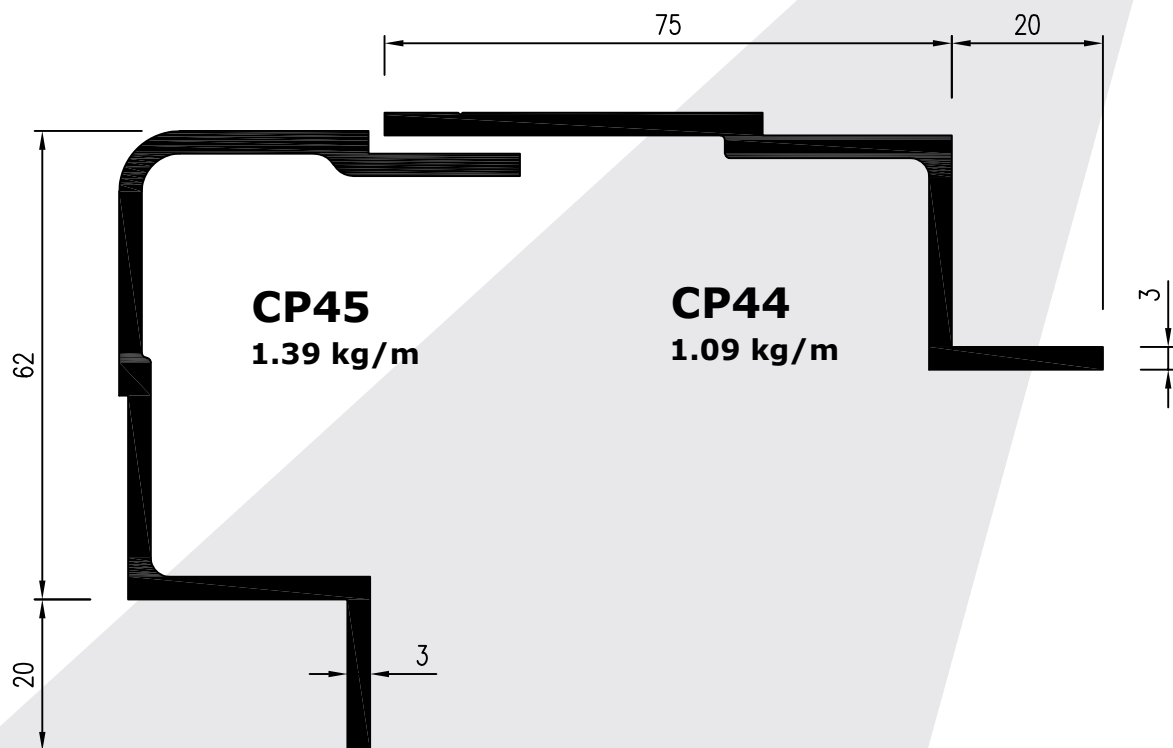
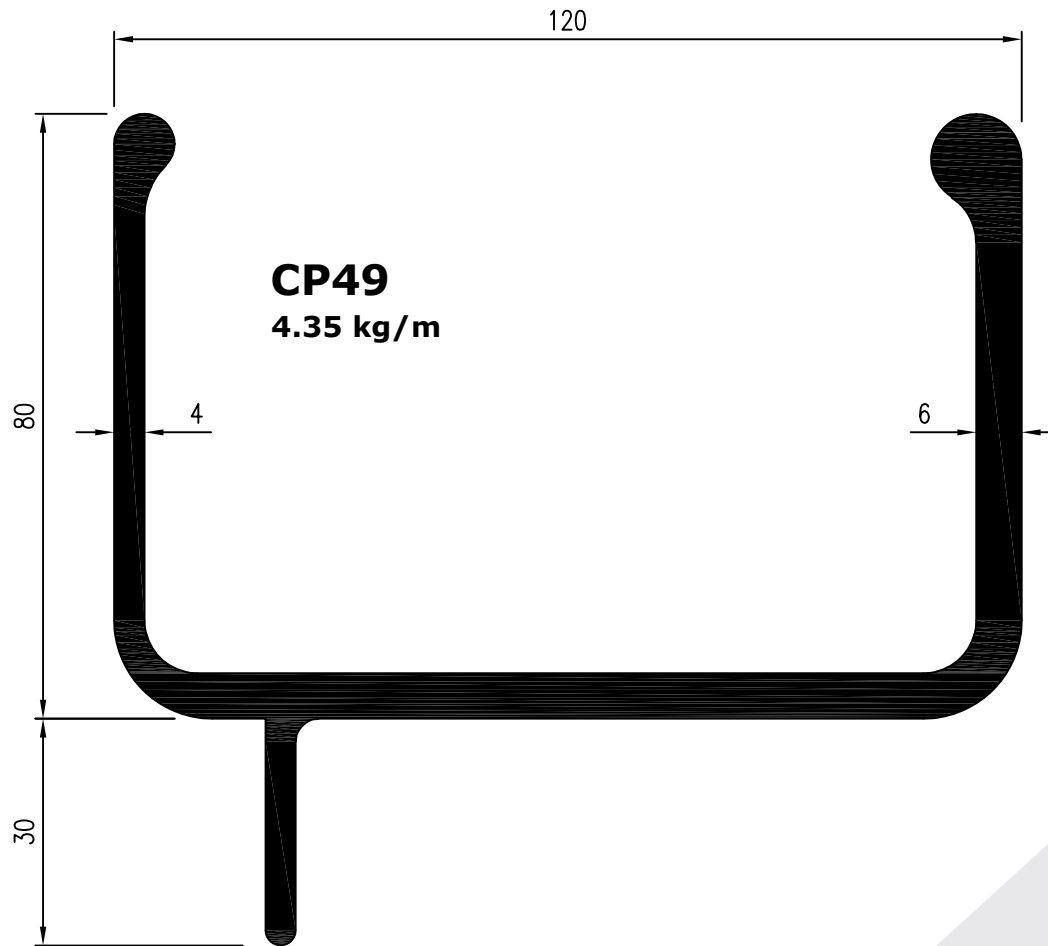


**PLEASE NOTE** - All sections are aluminium unless otherwise stated.  
- All dimensions millimeters unless otherwise stated



[www.servicemetals.co.uk](http://www.servicemetals.co.uk)

# Corner Pillars



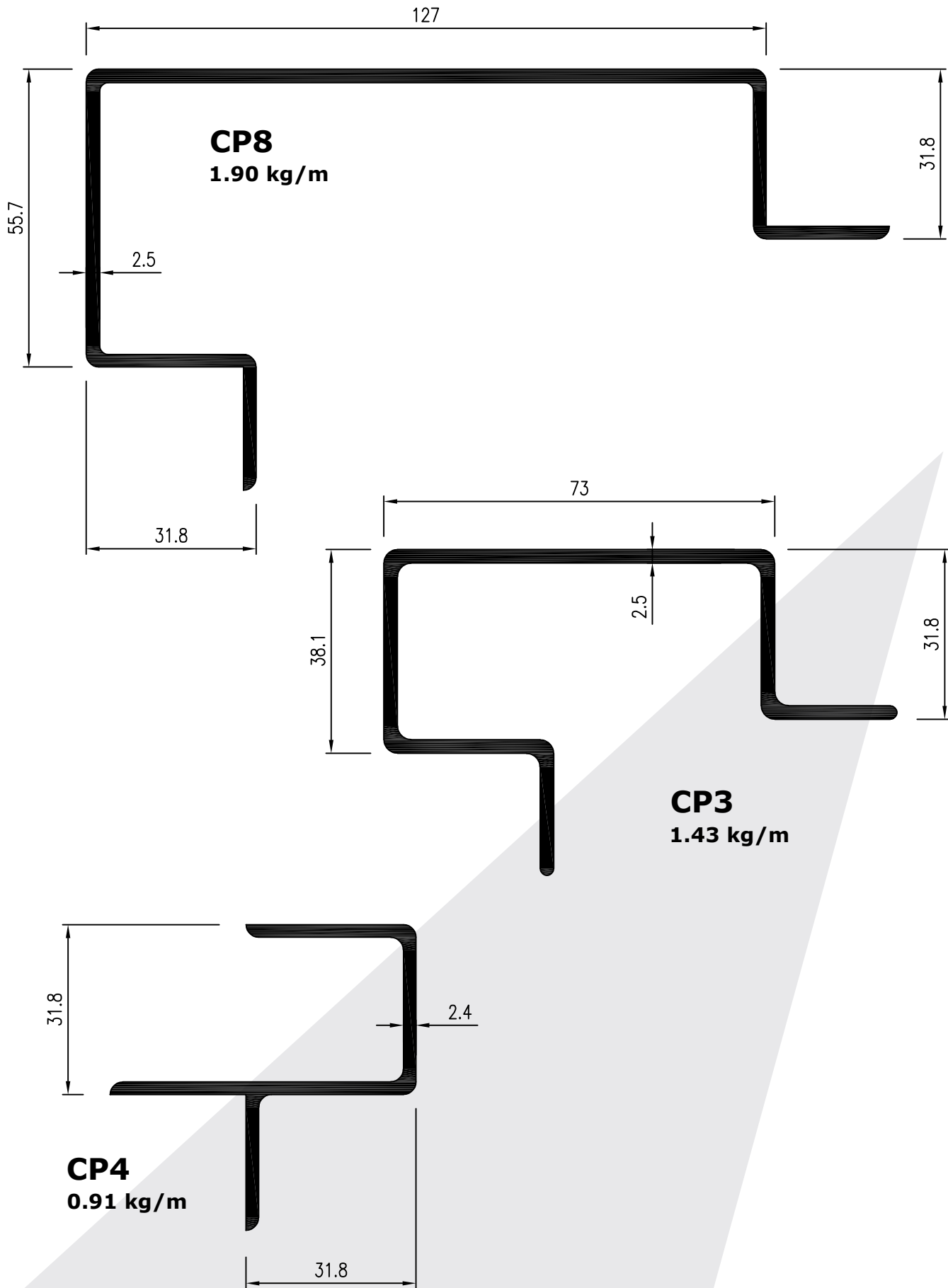
**PLEASE NOTE** - All sections are aluminium unless otherwise stated.  
- All dimensions millimeters unless otherwise stated



[www.servicemetals.co.uk](http://www.servicemetals.co.uk)



# Corner Pillars

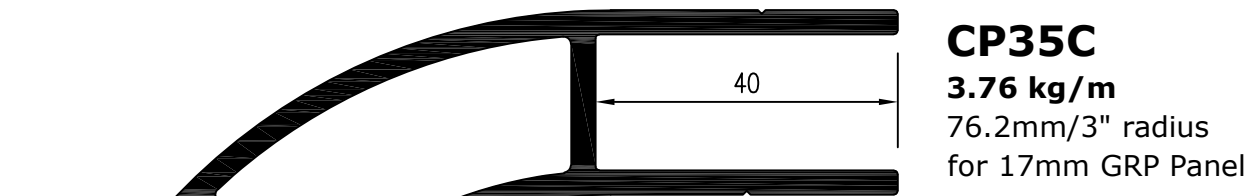


**PLEASE NOTE** - All sections are aluminium unless otherwise stated.  
- All dimensions millimeters unless otherwise stated



[www.servicemetals.co.uk](http://www.servicemetals.co.uk)

# Corner Pillars



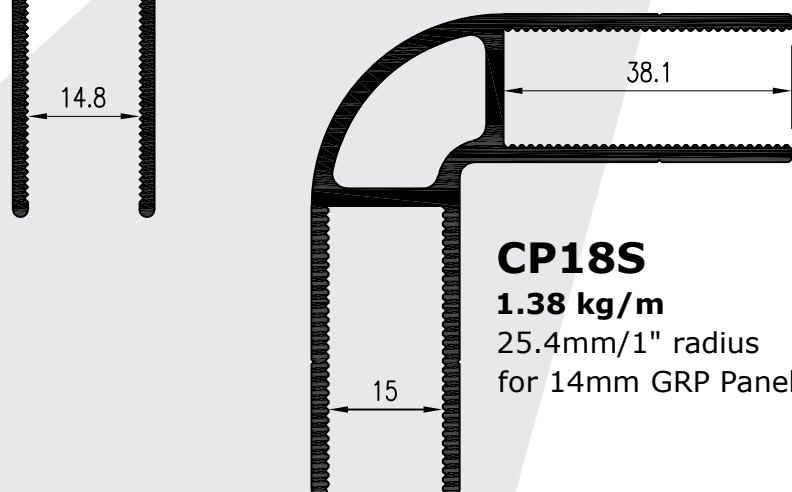
**CP35C**  
**3.76 kg/m**  
 76.2mm/3" radius  
 for 17mm GRP Panel



**CP26C**  
**3.15 kg/m**  
 50mm/2" radius  
 for 17mm GRP Panel



**CP25**  
**1.63 kg/m**  
 50mm/2" radius  
 for 14mm GRP Panel



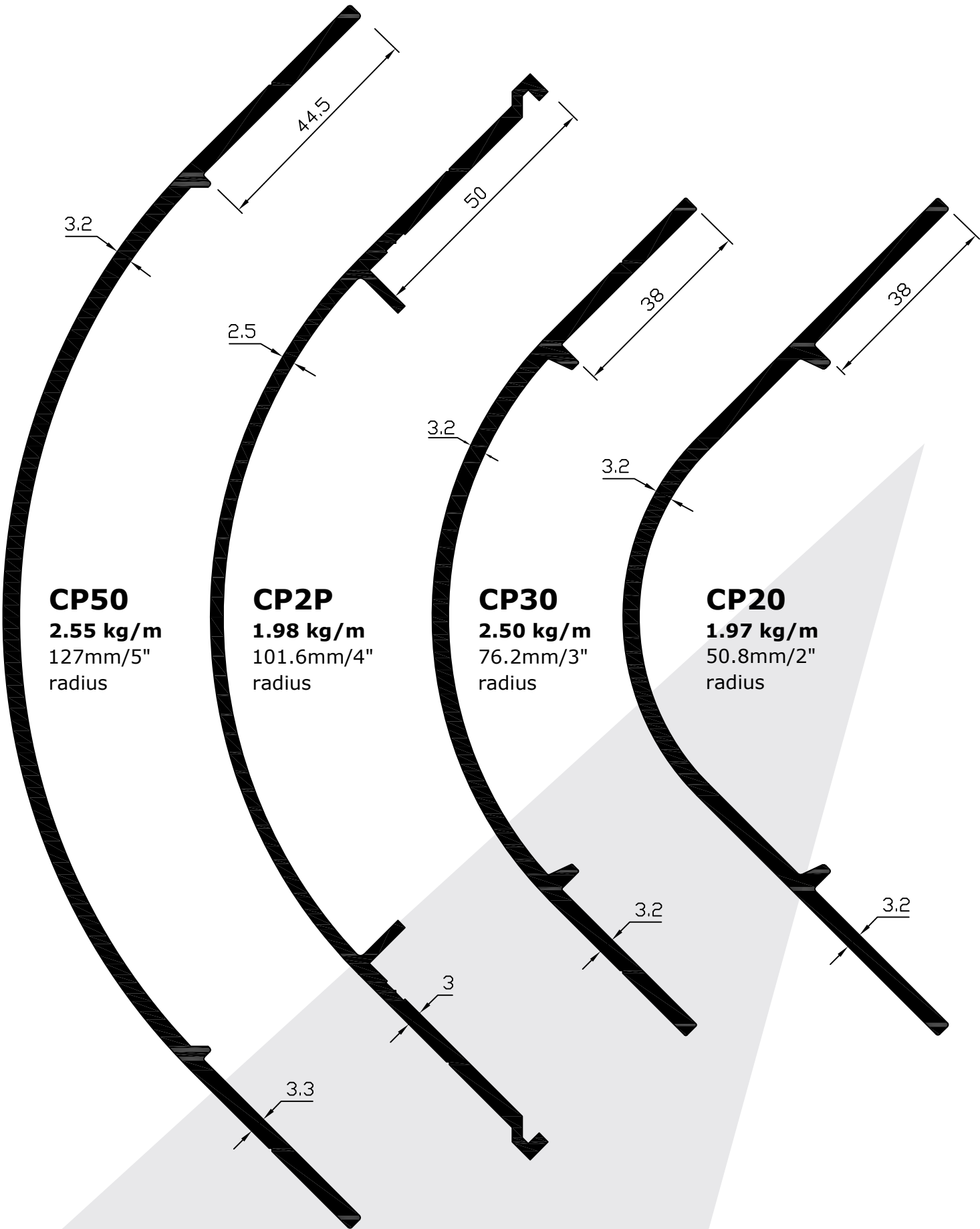
**CP18S**  
**1.38 kg/m**  
 25.4mm/1" radius  
 for 14mm GRP Panel

**PLEASE NOTE** - All sections are aluminium unless otherwise stated.  
 - All dimensions millimeters unless otherwise stated



[www.servicemetals.co.uk](http://www.servicemetals.co.uk)

# Corner Pillars



**CP50**  
**2.55 kg/m**  
 127mm/5"  
 radius

**CP2P**  
**1.98 kg/m**  
 101.6mm/4"  
 radius

**CP30**  
**2.50 kg/m**  
 76.2mm/3"  
 radius

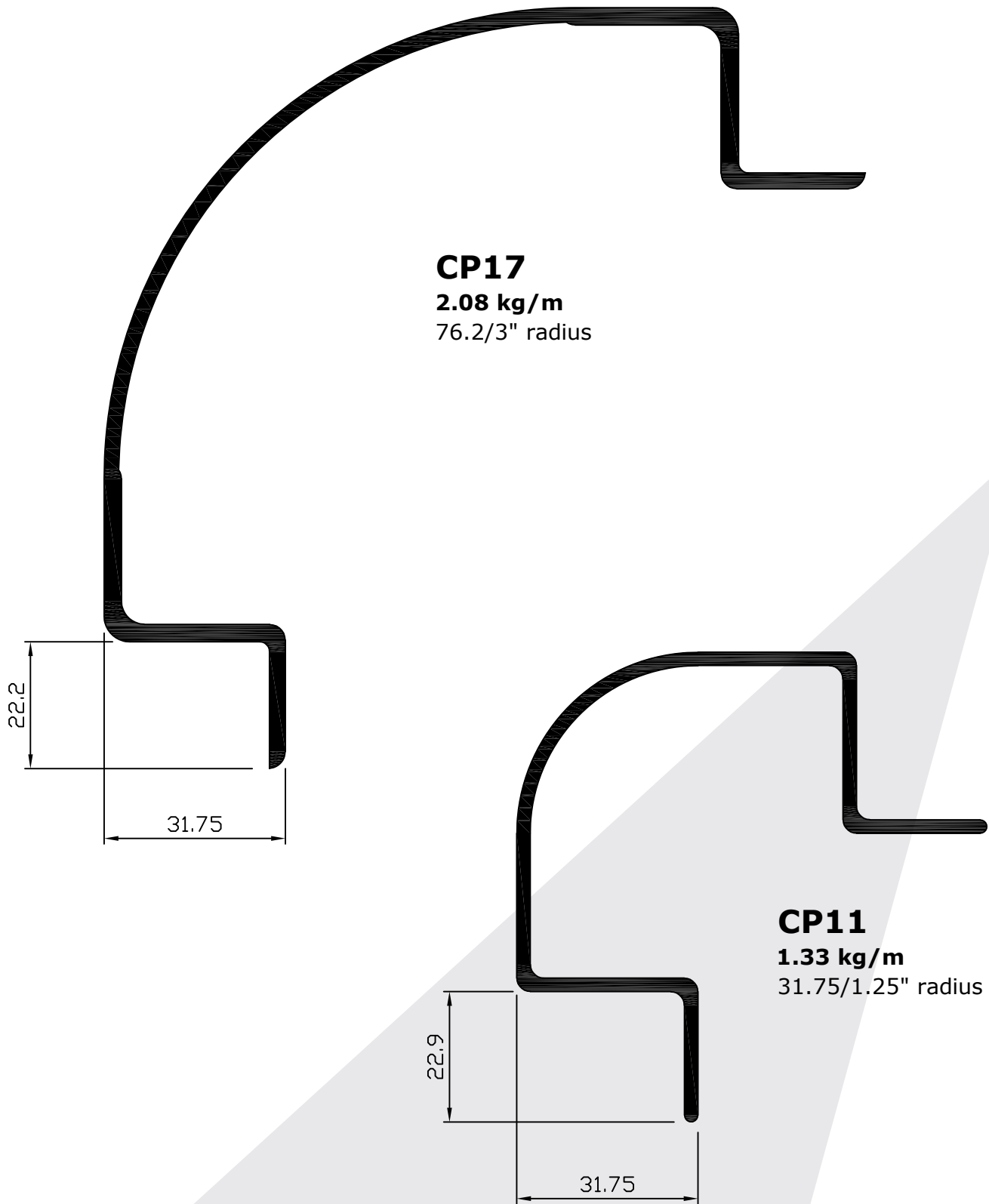
**CP20**  
**1.97 kg/m**  
 50.8mm/2"  
 radius

**PLEASE NOTE** - All sections are aluminium unless otherwise stated.  
 - All dimensions millimeters unless otherwise stated



[www.servicemetals.co.uk](http://www.servicemetals.co.uk)

# Corner Pillars

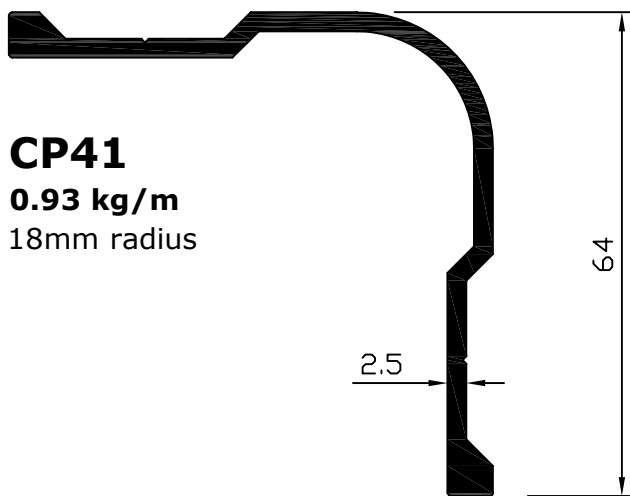


**PLEASE NOTE** - All sections are aluminium unless otherwise stated.  
- All dimensions millimeters unless otherwise stated

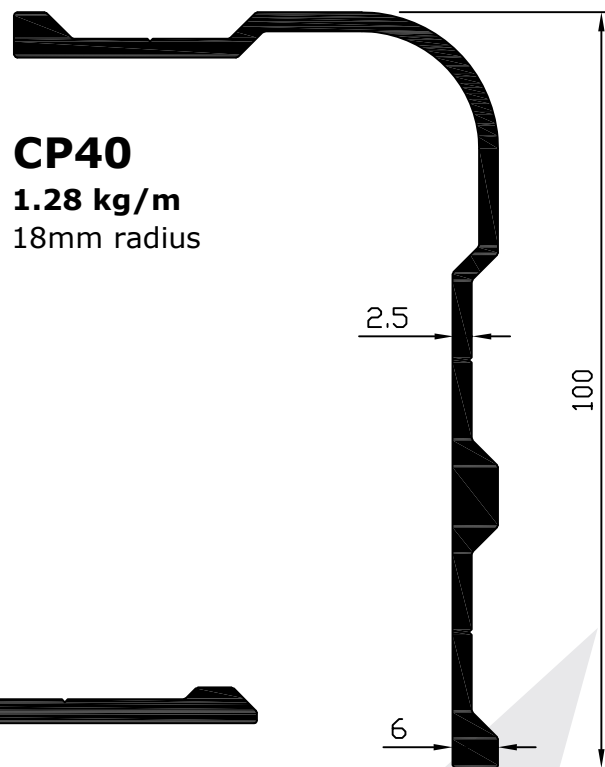


[www.servicemetals.co.uk](http://www.servicemetals.co.uk)

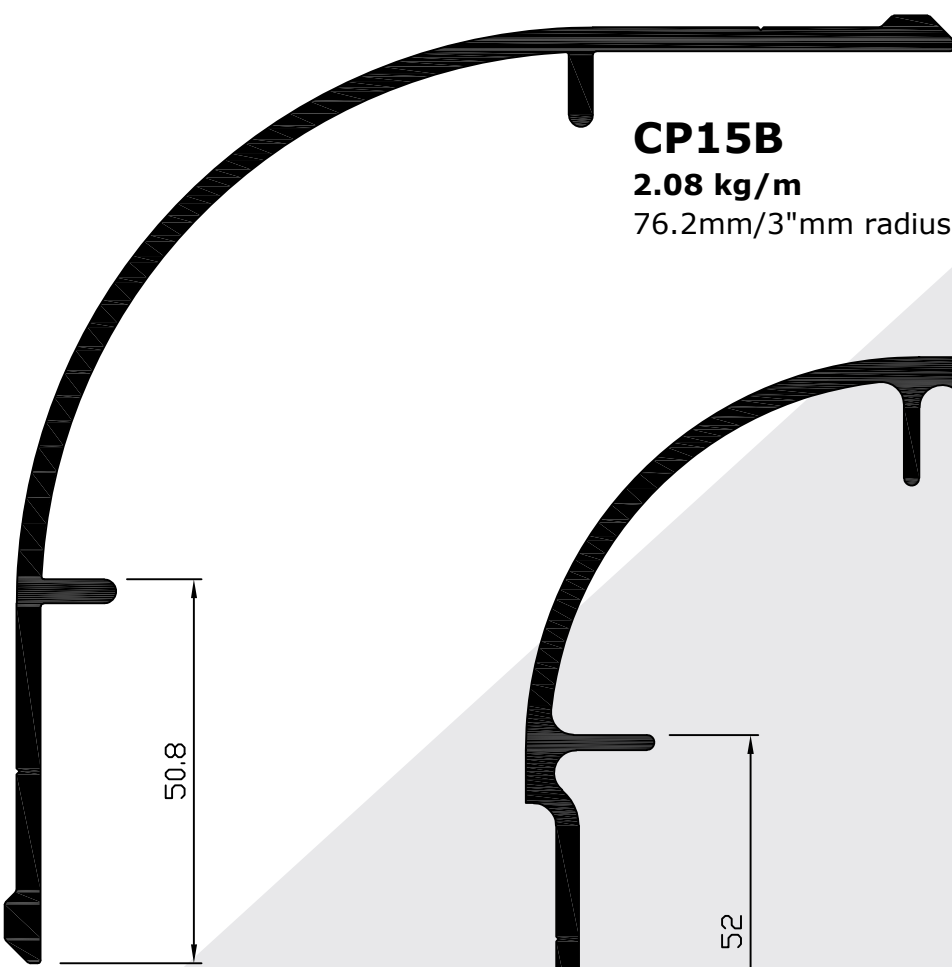
# Corner Pillars



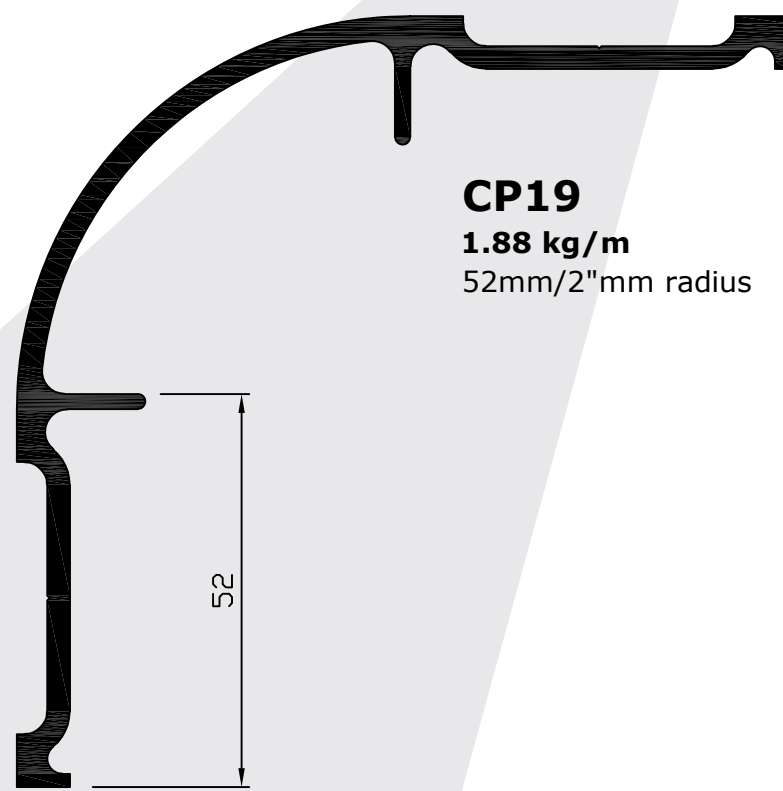
**CP41**  
0.93 kg/m  
18mm radius



**CP40**  
1.28 kg/m  
18mm radius



**CP15B**  
2.08 kg/m  
76.2mm/3"mm radius



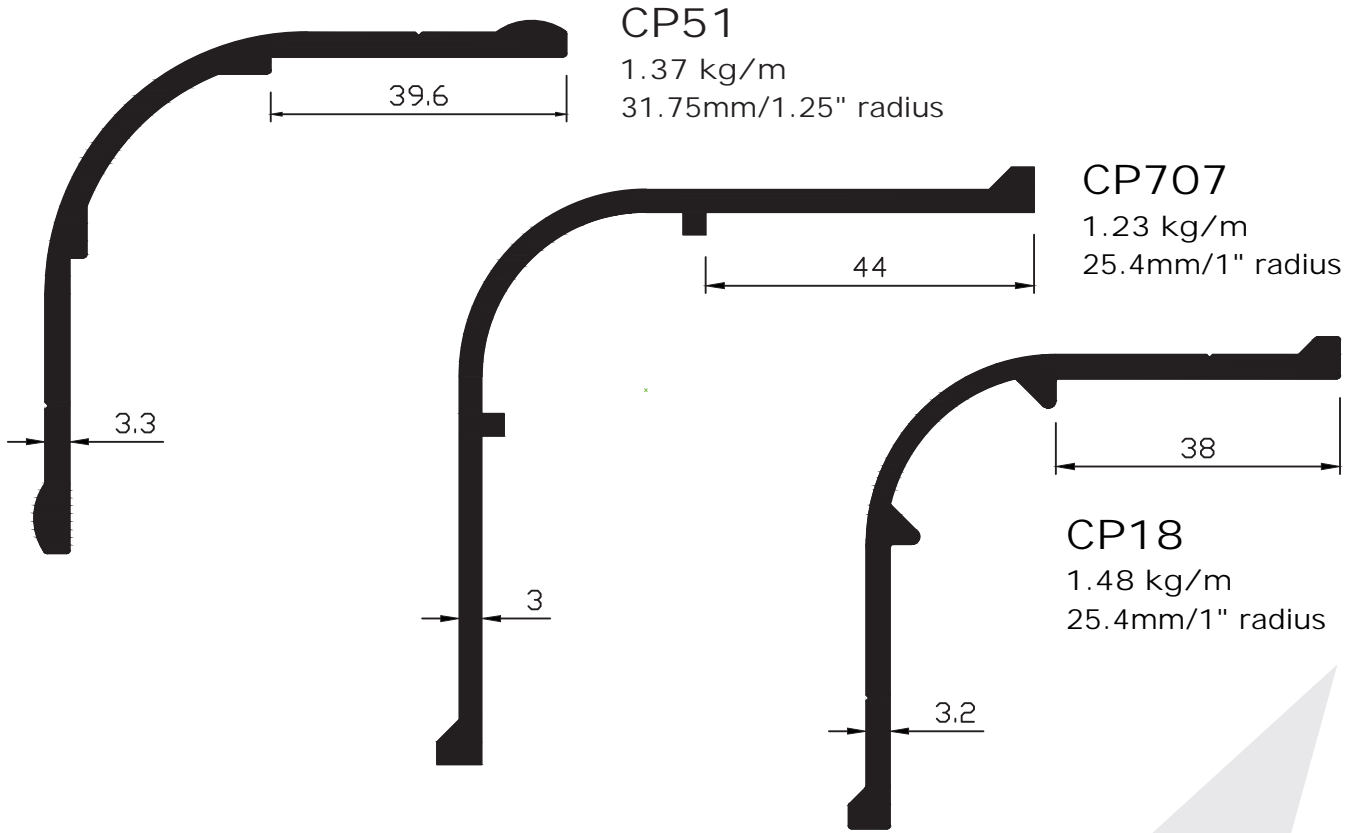
**CP19**  
1.88 kg/m  
52mm/2"mm radius

**PLEASE NOTE** - All sections are aluminium unless otherwise stated.  
- All dimensions millimeters unless otherwise stated

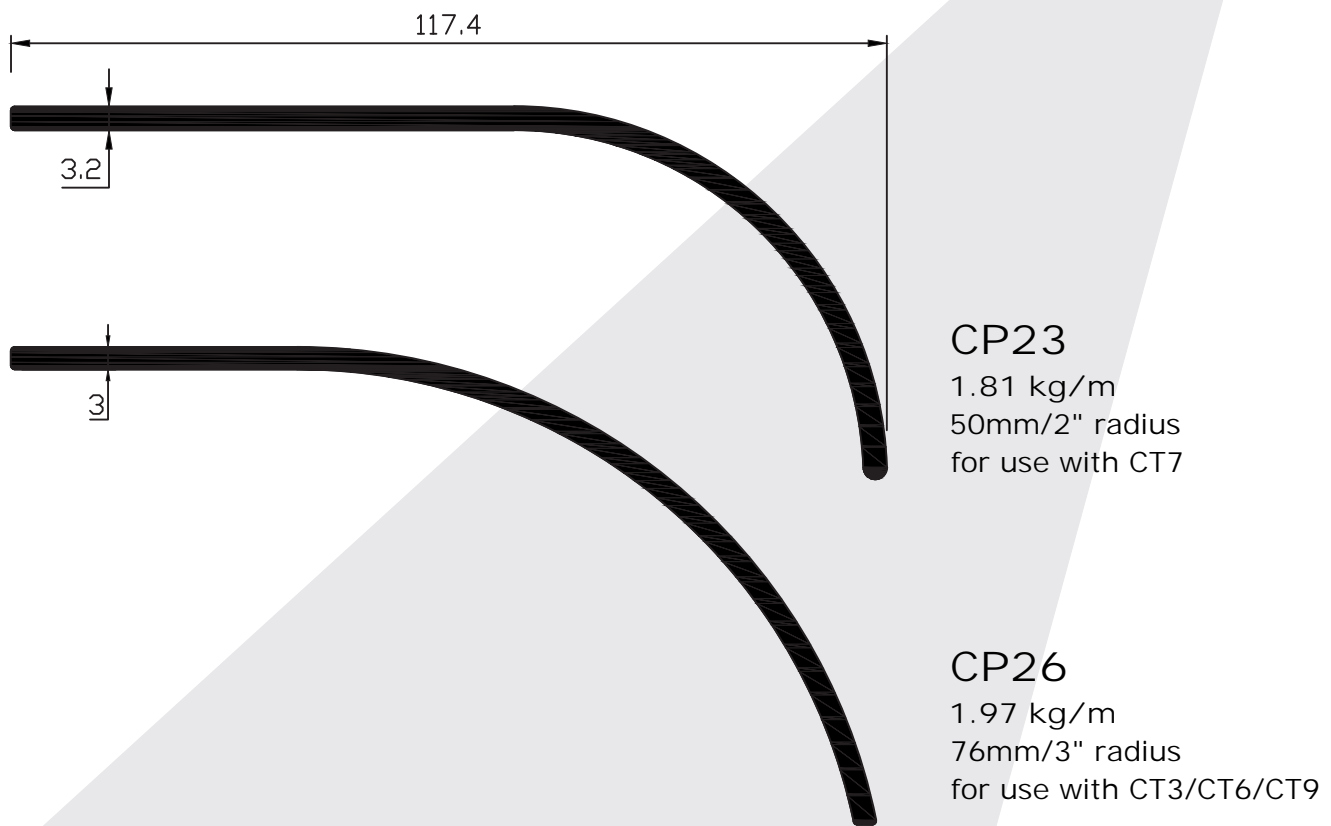


[www.servicemetals.co.uk](http://www.servicemetals.co.uk)

# Corner Pillars



# Capping Pillars

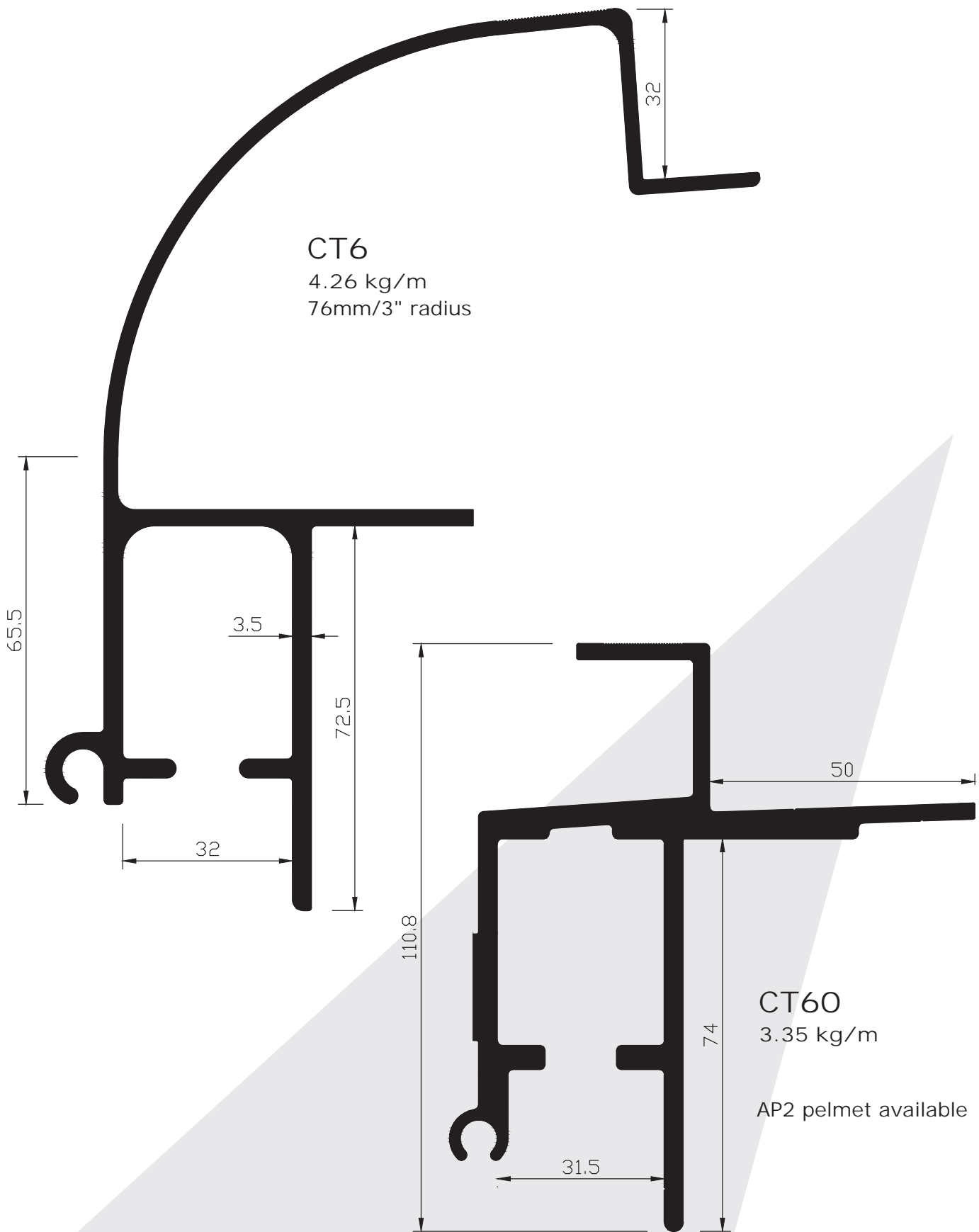


PLEASE NOTE - All sections are aluminium unless otherwise stated.  
- All dimensions millimeters unless otherwise stated



[www.servicemetals.co.uk](http://www.servicemetals.co.uk)

# Curtain Tracks

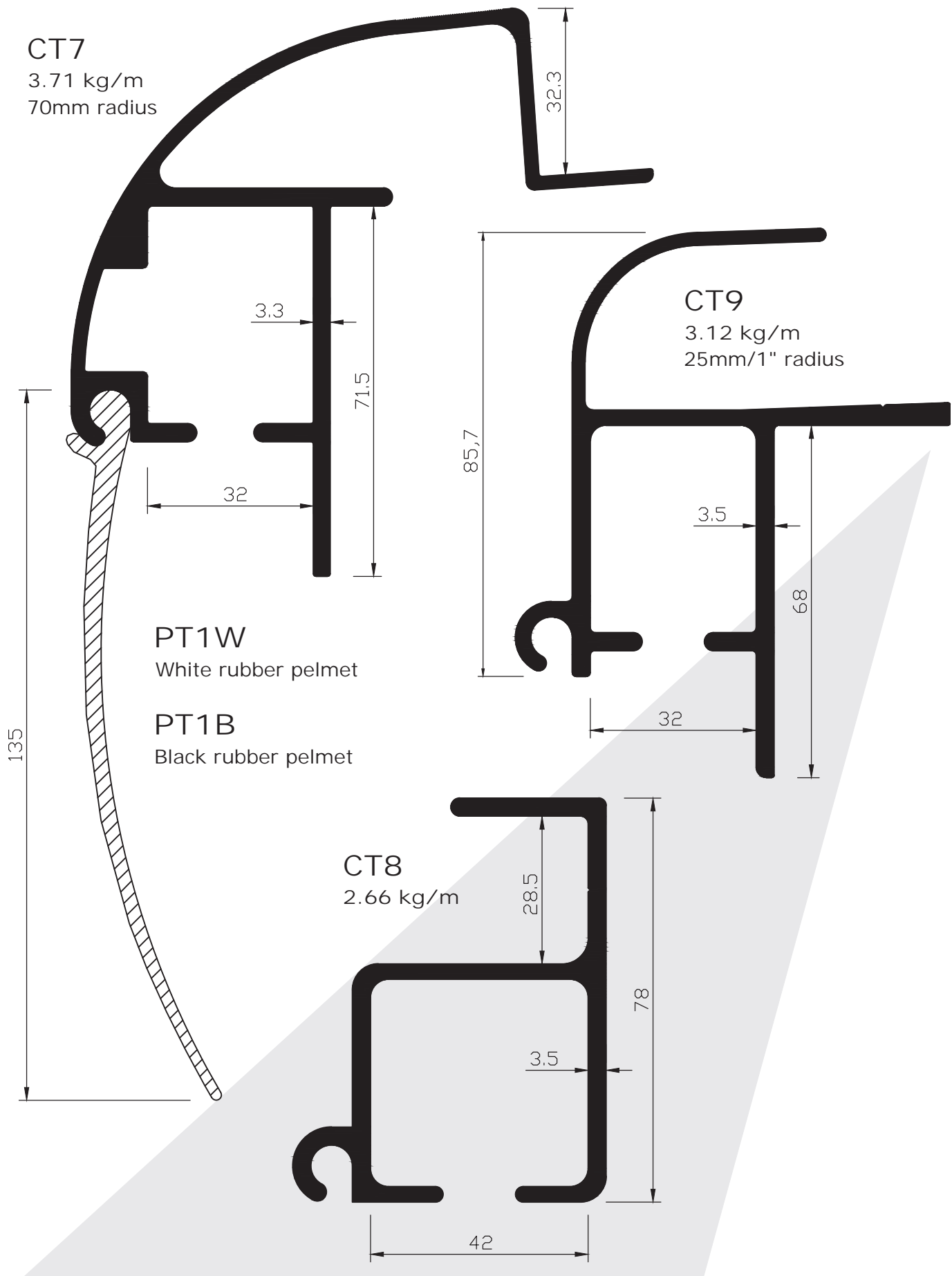


PLEASE NOTE - All sections are aluminium unless otherwise stated.  
- All dimensions millimeters unless otherwise stated



[www.servicemetals.co.uk](http://www.servicemetals.co.uk)

# Curtain Tracks



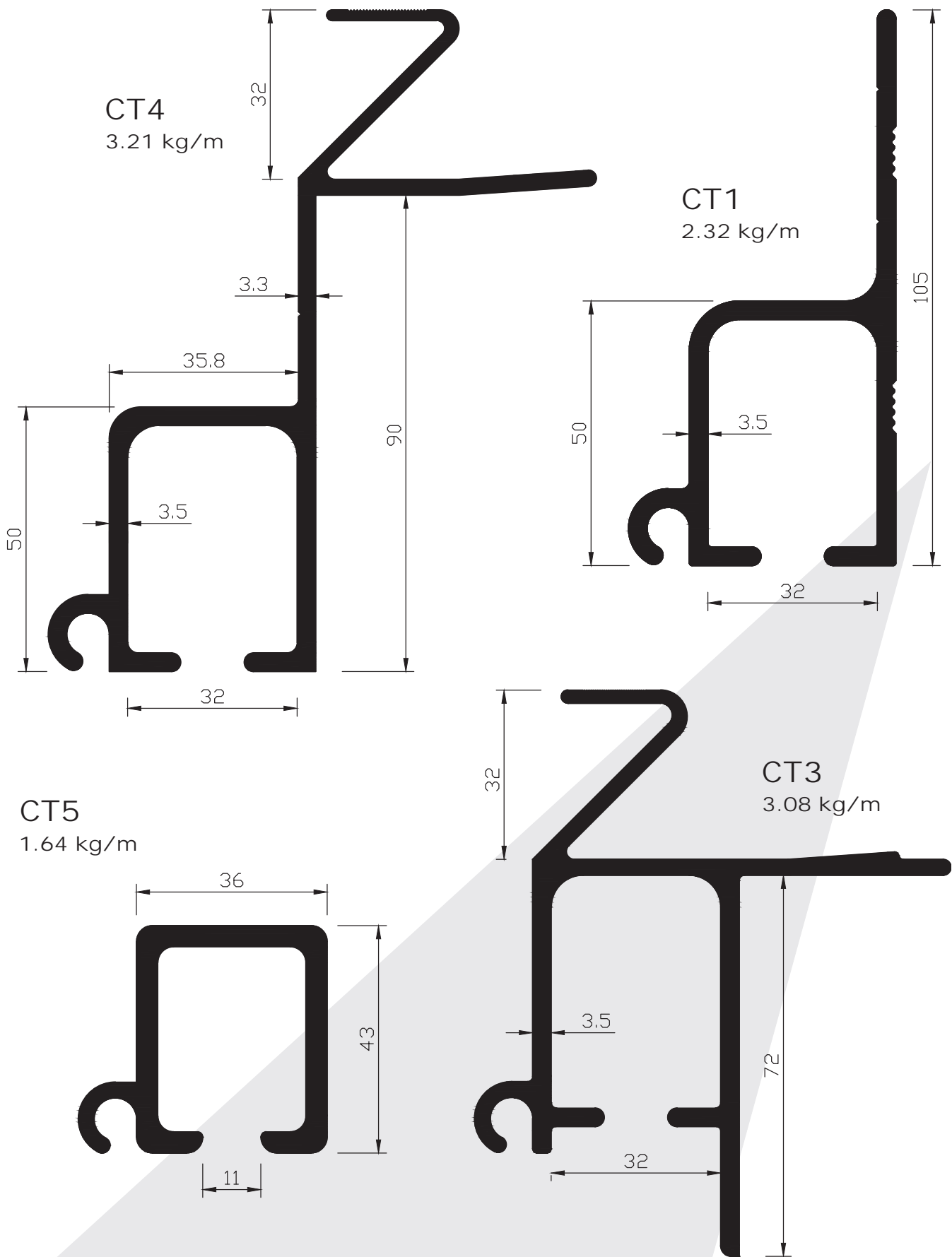
PLEASE NOTE - All sections are aluminium unless otherwise stated.  
 - All dimensions millimeters unless otherwise stated



[www.servicemetals.co.uk](http://www.servicemetals.co.uk)



# Curtain Tracks



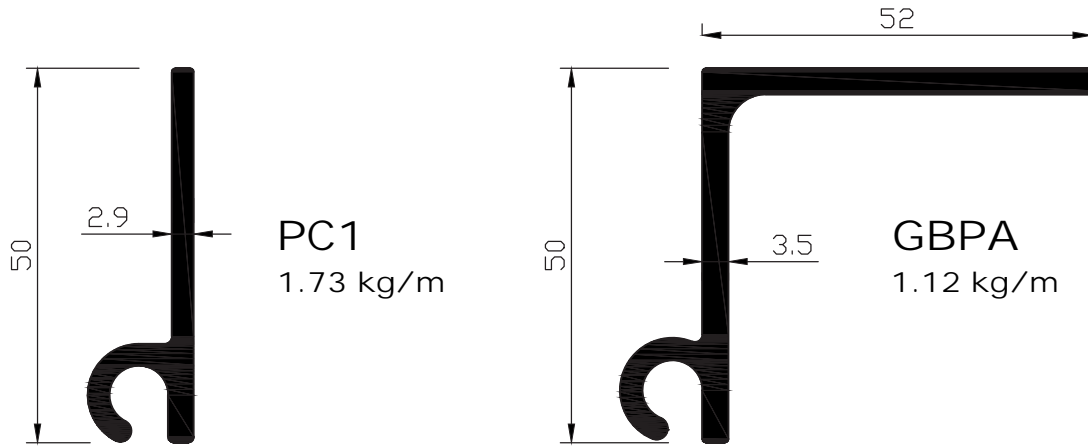
- End Castings and Pelmet available

PLEASE NOTE - All sections are aluminium unless otherwise stated.  
- All dimensions millimeters unless otherwise stated

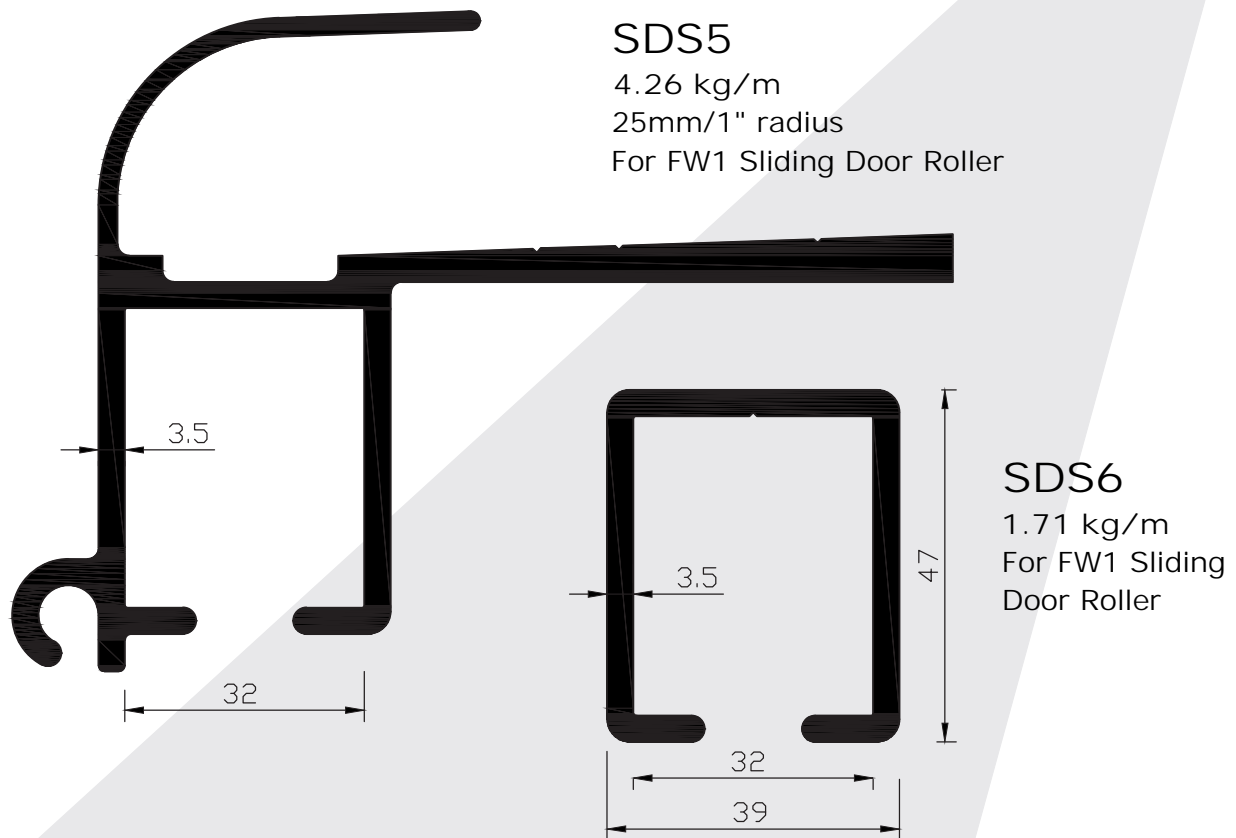


[www.servicemetals.co.uk](http://www.servicemetals.co.uk)

# Curtain Tracks



# Sliding Door Track



PLEASE NOTE - All sections are aluminium unless otherwise stated.  
- All dimensions millimeters unless otherwise stated



[www.servicemetals.co.uk](http://www.servicemetals.co.uk)


# Casting

## Up to 51mm (2") Radius Castings



### CS36

Cant Rail - CP40  
Corner Pillar - CP41




### CS37

Cant Rail - CP41  
Corner Pillar - CP41



### CS400

Cant Rail - CR1  
Corner Pillar - CP707/18/11



### CS500

Cant Rail - CR1  
Corner Pillar - Any Square



### CS800

Cant Rail - CR1/CT9  
Corner Pillar - CP17



### CS900

Cant Rail - CR1/CT9  
Corner Pillar - CP30



### CS18S

Cant Rail - CR15  
Corner Pillar - CP18S/CP707



### CS25

Cant Rail - CP25S  
Corner Pillar - CP25S


**PLEASE NOTE** - All sections are aluminium unless otherwise stated.  
- All dimensions millimeters unless otherwise stated



[www.servicemetals.co.uk](http://www.servicemetals.co.uk)

# Casting

## 70mm (2.3/4") & 76mm (3") Radius Castings



**CSTR1**  
Cant Rail - CR30  
Corner Pillar - Any Square




**CSTR2**  
Cant Rail - CR30  
Corner Pillar - CP18




**CSTR3**  
Cant Rail - CR30  
Corner Pillar - CP30 (3" Radius)



**CSTR4**  
Cant Rail - CR30  
Corner Pillar - CP17



**CSTR5**  
Cant Rail - CR20/CR25  
Corner Pillar - CP20



**CSTR6**  
Cant Rail - CR20/CR26  
Corner Pillar - Any Square

**PLEASE NOTE** - All sections are aluminium unless otherwise stated.  
- All dimensions millimeters unless otherwise stated




[www.servicemetals.co.uk](http://www.servicemetals.co.uk)

# Casting


## 102mm (4") Radius Castings




**CS45**  
Cant Rail - CR31B  
Corner Pillar - CP15B



**CS47**  
Cant Rail - CR31B  
Corner Pillar - Any Square



**CC4RP**  
Cant Rail - CR4AP  
Corner Pillar - CP2P



**CC4SP**  
Cant Rail - CR4AP /CR44  
Corner Pillar - Any Square



**CSM1**  
Cant Rail - CR4AP  
Corner Pillar - CP2P



**CS404**  
Cant Rail - CR4AP  
Corner Pillar - CP2P


**PLEASE NOTE** - All sections are aluminium unless otherwise stated.  
- All dimensions millimeters unless otherwise stated



[www.servicemetals.co.uk](http://www.servicemetals.co.uk)

# Casting

## 127mm (5") Radius Castings



**CSF1**  
Cant Rail - CR55  
Corner Pillar - Any Square



**CSF2**  
Cant Rail - CR55  
Corner Pillar - CP50

**PLEASE NOTE** - All sections are aluminium unless otherwise stated.  
- All dimensions millimeters unless otherwise stated



[www.servicemetals.co.uk](http://www.servicemetals.co.uk)

# Casting


## Replacement Casting (Cant Rail Not Supplied)




**CS2**  
Cant Rail - CR7 (Not Stocked)  
Corner Pillar - CP11



**CS3**  
Cant Rail - CR7 (Not Stocked)  
Corner Pillar - Any Square



**CS9**  
Cant Rail - CR29 (Not Stocked)  
Corner Pillar - Any Square



**CS14**  
Cant Rail - CR29 (Not Stocked)  
Corner Pillar - CP18



**CS15**  
Cant Rail - CR36 (Not Stocked)  
Corner Pillar - CP19



**CS16**  
Cant Rail - CR36 (Not Stocked)  
Corner Pillar - Any Square


**PLEASE NOTE** - All sections are aluminium unless otherwise stated.  
- All dimensions millimeters unless otherwise stated



[www.servicemetals.co.uk](http://www.servicemetals.co.uk)


# Casting

## Castings for CR58 and CR61 Cant Rails




### CS33

Cant Rail - CR58  
Curtain Track - CT60  
Corner Pillar - CP18




### CS34

Cant Rail - CR58  
Curtain Track - CT60  
Corner Pillar - Any Square



### CS39

Cant Rail - CR61  
Corner Pillar - CP18



### CS38

Cant Rail - CR61  
Corner Pillar - Any Square

**PLEASE NOTE** - All sections are aluminium unless otherwise stated.  
- All dimensions millimeters unless otherwise stated




[www.servicemetals.co.uk](http://www.servicemetals.co.uk)




# Casting

## Castings for CR52 Cant Rail




### SC2

Cant Rail - CR52  
Corner Pillar - CP51



### SC4

Cant Rail - CR52  
Corner Pillar - Any Square



### SC3

Cant Rail - CR52  
Corner Pillar - CP52


**PLEASE NOTE** - All sections are aluminium unless otherwise stated.  
- All dimensions millimeters unless otherwise stated



[www.servicemetals.co.uk](http://www.servicemetals.co.uk)

# Casting


## Castings for CR65 Cant Rail




**CS50**  
Cant Rail - CR65/CR85  
Corner Pillar - CP17




**CS30Short**  
Cant Rail - CR65/CR85  
Corner Pillar - CP30



**CS502**  
Cant Rail - CR65/CR85  
Corner Pillar - CP50



**CS30L Long**  
Cant Rail - CR65GA Long/CR85  
Corner Pillar - CP30



**CS145**  
Cant Rail - CR65(Side) / CP30(Front)  
Corner Pillar - CP17/CP30

**CS146**  
Cant Rail - CR65(Side) / CP30(Front)  
Corner Pillar - CP17/CP30

(Supplied in RH and LH)


**PLEASE NOTE** - All sections are aluminium unless otherwise stated.  
- All dimensions millimeters unless otherwise stated



[www.servismetals.co.uk](http://www.servismetals.co.uk)


# Casting

## Castings for CR65 Cant Rail




### CS200

Cant Rail - CR65/CR85  
Corner Pillar - Any Square



### CS300

Cant Rail - CR65  
Corner Pillar - CP11




### CS200L

Cant Rail - CR65GA/CR85  
Corner Pillar - Any Square




### CS300L

Cant Rail - CR65  
Corner Pillar - CP18/CP707



### CS250

Cant Rail - CR65  
Corner Pillar - CP51



### CS600

Cant Rail - CR65  
Corner Pillar - CP19


**PLEASE NOTE** - All sections are aluminium unless otherwise stated.  
- All dimensions millimeters unless otherwise stated



[www.servicemetals.co.uk](http://www.servicemetals.co.uk)

# Casting


## Top Plate Castings




**CS100**  
For CS200/CS300/  
CS250 castings



**CS101**  
Top Plate




**CS51**  
For CS30 casting




**CS501**  
For CS502 casting

## Curtain Track End Stop Castings



**CSE01**  
**Long End Stop L/R**  
Curtain Track - CT1/CT4



**CSE02**  
**Short End Stop L/R**  
Curtain Track - CT1/CT4

- Refer to Curtain Tracks.


**PLEASE NOTE** - All sections are aluminium unless otherwise stated.  
- All dimensions millimeters unless otherwise stated




[www.servicemetals.co.uk](http://www.servicemetals.co.uk)

# Casting


## Top Hat Casting




**CS31**  
Top Hat - TH31



**CS35**  
Top Hat - TH35




**CS6F**  
Top Hat - TH7




**CS46**  
Top Hat - TH12

## Headboard Castings



**CS1**  
For use with 3" x 2" x 1/4" angle

## Rub Rail Casting



**CS16P**  
For use with LP15  
Supplied in pairs

**PLEASE NOTE** - All sections are aluminium unless otherwise stated.  
- All dimensions millimeters unless otherwise stated



[www.servicemetals.co.uk](http://www.servicemetals.co.uk)

# Assembly Index

## Radius Cant Rail Assemblies

Cant Rail			Corner Pillar			Curtain/Door Track			Casting	Plate
Rail	Radius		Pillar	Radius		Track	Radius			
	inches	mm		inches	mm		inches	mm		
CP40	0.7	18	CP4 <b>1</b>	0.7	18	-	-	-	CS36	-
CP41	0.7	18	CP4 <b>1</b>	0.7	18	-	-	-	CS37	-
CR1	1	25	CP11	1 1/4	31.75	CT9/SDS5	1	25.4	CS400	CS101
CR1	1	25	CP707	1	25.4	CT9/SDS5	1	25.4	CS400	CS101
CR1	1	25	CP18	1	25.4	CT9/SDS5	1	25.4	CS400	CS101
CR1	1	25	CP30	3	76.2	CT9/SDS5	1	25.4	CS900	-
CR1	1	25	CP17	3	76.2	CT9/SDS5	1	25.4	CS800	-
CR1	1	25	Sq	-	-	CT9/SDS5	1	25.4	CS500	CS101
CR15	1	25	CP18S	1	25.4	CT9/SDS5	1	25.4	CS18S	CS101
CR15	1	25	CP707	1	25.4	CT9/SDS5	1	25.4	CS18S	CS101
CR36*	1.1	28	CP19	2	52	-	-	-	CS15	-
CR36*	1.1	28	Sq	-	-	-	-	-	CS16	-
CR7*	1.25	31.75	CP11	1 1/4	31.75	-	-	-	CS2	CS101
CR7*	1.25	31.75	Sq	-	-	-	-	-	CS3	CS101
CR20	2.75	70	Sq	-	-	CT7	2.75	70	CSTR6	CS101
CR20	2.75	70	CP20	2	50.8	CT7	2.75	70	CSTR5	CS101
CR25	2.75	70	CP20	2	50.8	CT7	2.75	70	CSTR5	CS101
CR26	2.75	70	Sq	-	-	CT7	2.75	70	CSTR6	CS101
CR31B	3	76.2	Sq	-	-	-	-	-	CS4 <b>7</b>	CS101
CR31B	3	76.2	CP15B	3	76.2	-	-	-	CS4 <b>5</b>	CS101
CR30	3	76.2	Sq	-	-	CT6	3	76.2	CSTR1	CS101
CR30	3	76.2	CP18	1	25.4	CT6	3	76.2	CSTR2	CS101
CR30	3	76.2	CP30	3	76.2	CT6	3	76.2	CSTR3	CS101
CR30	3	76.2	CP17	3	76.2	CT6	3	76.2	CSTR4	CS101
CR4AP	4	100	CP2P	4	101.6	-	-	-	CC4RP	CS101
CR4AP	4	100	Sq	-	-	-	-	-	CC4SP	CS101
CR4AP	4	100	CP2P	4	101.6	-	-	-	CSM1	CS101
CR44	4	100	Sq	-	-	-	-	-	CC4SP	CS101
CR44	4	100	CP2P	4	101.6	-	-	-	CST404	CS101
CR55	5	127	Sq	-	-	-	-	-	CSF1	CS101
CR55	5	127	CP50	5	127	-	-	-	CSF2	CS101

- \* - 1 item no longer stocked
- For guidance only. Please consult local Service Metals branch for more information



## Roof Accessories

Double Sided Tape  
50mtrs length rolls 20mm wide and 2mm thick

PLEASE NOTE - All sections are aluminium unless otherwise stated.  
- All dimensions millimeters unless otherwise stated



[www.servicemetals.co.uk](http://www.servicemetals.co.uk)

# Assembly Index

## Angled Cant Rail Assemblies

Cant Rail			Corner Pillar			Curtain Track			Casting	Plate
Rail	Radius		Pillar	Radius		Track	Radius			
	inches	mm		inches	mm		inches	mm		
CR58	-	-	Sq	-	-	CT60	-	-	CS34	-
CR58	-	-	CP18	1	25.4	CT60	-	-	CS33	-
CR61	-	-	Sq	-	-	-	-	-	CS38	-
CR61	-	-	CP18	1	25.4	-	-	-	CS39	-
CR29	-	-	Sq	-	-	-	-	-	CS9	-
CR29	-	-	CP18	1	25.4	-	-	-	CS14	-
CR52	-	-	Sq	-	-	-	-	-	SC4	CS100
CR52	-	-	CP51	1 1/4	31.75	-	-	-	SC2	CS100
CR52	-	-	CP52	2	52	-	-	-	SC3	CS100
CR65	-	-	Sq	-	-	CT3/CT4	-	-	CS200	CS100
CR65	-	-	CP11	1 1/4	31.75	CT3/CT4	-	-	CS300	CS100
CR65	-	-	CP18	1	25.4	CT3/CT4	-	-	CS300L	CS100
CR65	-	-	CP707	1	25.4	CT3/CT4	-	-	CS300L	CS100
CR65	-	-	CP51	-	-	CT3/CT4	-	-	CS250	CS100
CR65	-	-	CP19	2	52	CT3/CT4	-	-	CS600	CS100
CR65	-	-	CP30	3	76.2	CT3/CT4	-	-	CS30	CS51
CR65	-	-	CP17	3	76.2	CT3/CT4	-	-	CS50	CS51
CR65	-	-	CP50	5	127	CT3/CT4	-	-	CS502	CS501
CR65GA	-	-	Sq	-	-	-	-	-	CS200L	CS100
CR65GA	-	-	CP30	3	76.2	-	-	-	CS30L	-
CR65/CP30	-	-	CP30	3	76.2	-	-	-	CS145	CS101
CR65/CP30	-	-	CP17	3	76.2	-	-	-	CS145	CS101
CR85	-	-	Sq	-	-	-	-	-	CS200	CS100
CR85	-	-	Sq	-	-	-	-	-	CS200L	-
CR85	-	-	CP30	3	76.2	-	-	-	CS30L	-
AE02	-	-	AE01	-	-	-	-	-	CA002	-
AE02	-	-	Sq	-	-	-	-	-	CA003	-

- \* - Item no longer stocked
- For guidance only. Please consult local Service Metals branch for more information

PLEASE NOTE - All sections are aluminium unless otherwise stated.  
- All dimensions millimeters unless otherwise stated

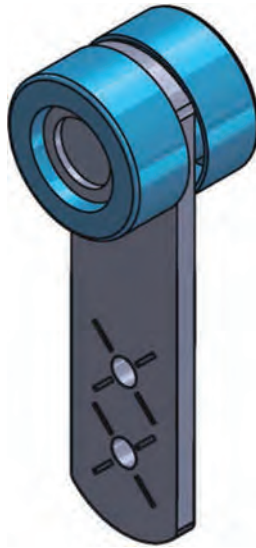


[www.servicemetals.co.uk](http://www.servicemetals.co.uk)

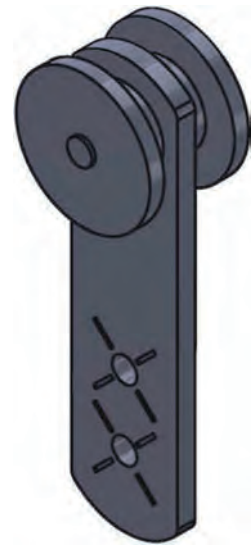
# Curtainsider Accessories



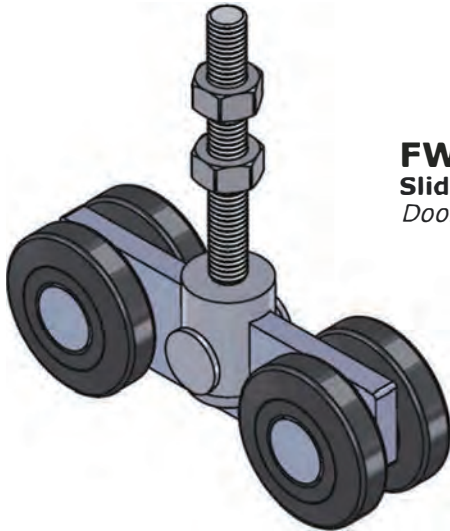
**FW684T**  
**Curtain Roller**  
 Curtain Track - CT1/CT3/CT4/  
 CT6/CT7/CT10



**FW787PW**  
**Curtain Roller**  
 Curtain Track - CT8



**FW682**  
**Curtain Roller**  
 Curtain Track - STGCT



**FW1**  
**Sliding Door Roller**  
 Door Track - SDS5/SDS6

**Locator**  
**STPLO**

4" x 4 1/4"

**STPLO2**

5 1/2" x 4 1/4"

**Bullet**

For use with locator

*Both to be used with Galvanised Curtainsider Pillars.*



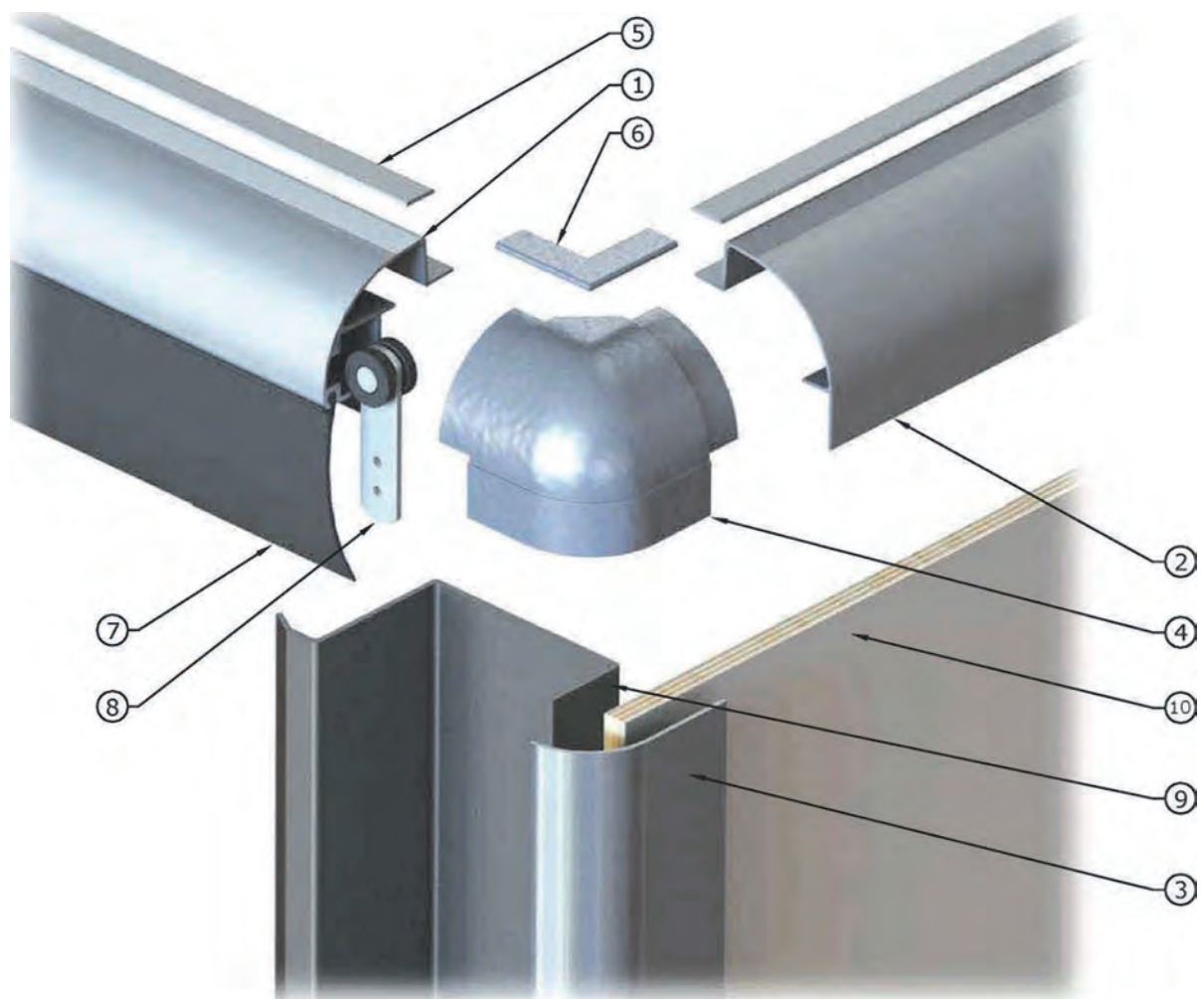
[www.servicemetals.co.uk](http://www.servicemetals.co.uk)





# Curtainsider System

## Curtainsider Assembly



**1 - Curtain Track CT7** (See Curtain Tracks)

**2 - Cant Rail CR20** (See Cant Rails Page)

**Capping Pillar CP23\*** (See Corner Pillars and Capping Pillars)

**4 - Corner Casting CSTR5** (See Corner Castings)

**5 - Moulding DR1** (See Moulding)

**6 - Top Plate CS101** (See Top Plate Castings)

**7 - Pelmet PT1B** (See Curtain Tracks)

**8 - Curtain Roller PW684T** (See Curtainsider Accessories)

**9 - Steel Curtain Sider Pillar\*** (See Steel Sections)

**10 - GRP Panel 17mm** (See GRP Panels)

\* - CP60 can be used in place of Steel Curtainsider Pillar and CP23 to form lighter assembly




[www.servicemetals.co.uk](http://www.servicemetals.co.uk)

# Fabricated Truck Roofs


## Flat Roofs

- Full range of rails, castings and roof skins available.
- Made to bespoke dimensions and specifications.
- Wide range of extras available on request (See below).



## Bowed Roofs

- Bowed cant rails available on request.
- Bowed rails include: CR65, CR20 and CT7.
- Provides a more streamlined body shape.



## Truck Roof Options

### *Roof can incorporate:*

- Wire security mesh fitted internally.
- Insulation available.
- Twin skin construction.
- Fibreglass rear diffuser (See right).
- Internal timber blocks.
- GRP boards to replace fibreglass or aluminium sheet roof skin.



- Consult local Service Metals branch, Truck Roofs or Service Metals website for more information



[www.servicemetals.co.uk](http://www.servicemetals.co.uk)

# Fibreglass Roof Sheet

## Opal

mm	Width	
	meters	feet
1.3	2.0	6' 6"
1.3	2.14	7' 0"
1.3	2.3	7' 6"
1.3	2.5	8' 2½"
1.3	2.55	8' 4½"
1.3	3.0	9' 9"

## Translucent

mm	Width	
	meters	feet
1.3	2.5	8' 2½"
1.3	2.55	8' 4½"
1.8	2.5	8' 2½"
1.8	2.55	8' 4½"

## Dense White

mm	Width	
	meters	feet
1.3	2.3	7' 6"
1.3	2.55	8' 4½"
2.0	2.55	8' 4½"

## Blue

mm	Width	
	meters	feet
1.3	2.55	8' 4½"
1.8	2.55	8' 4½"

## Elycold hand laid with film

mm	Width	
	meters	feet
1.8	2.55	8' 4½"
1.8	2.30	7' 6"

## Weight

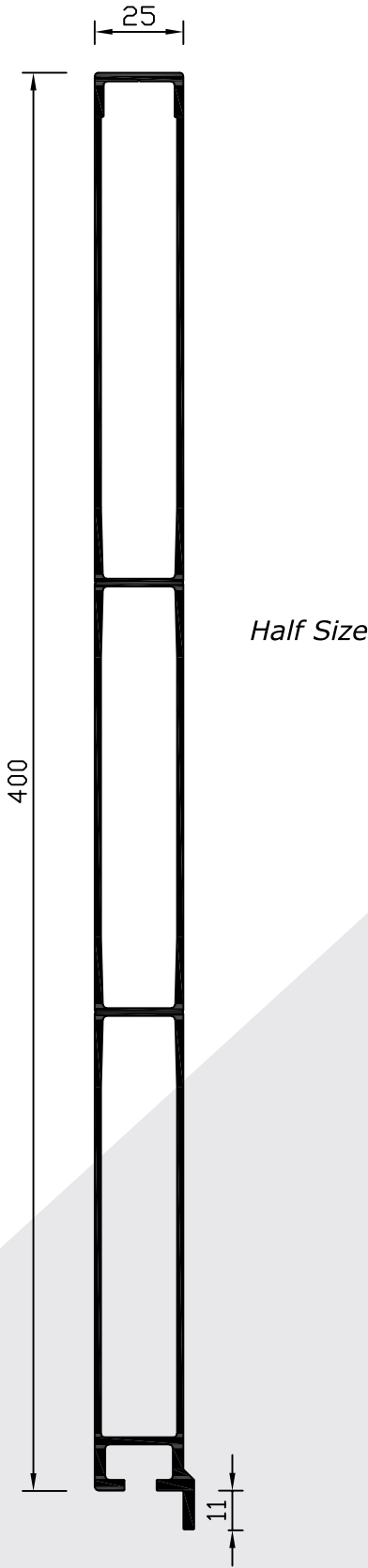
mm	Width	
	Kg/m <sup>2</sup>	Kg/f <sup>2</sup>
1.3	2.15	0.20
1.8	2.98	0.27
2.0	3.31	0.31

- Cut sheets available from stock above.
- Coils in range widths.
- Handlaid up sheets available.
- Fire retardant sheet available.



# Hollow Planks

**HP16**  
5.01 kg/m  
One Piece Dropside System

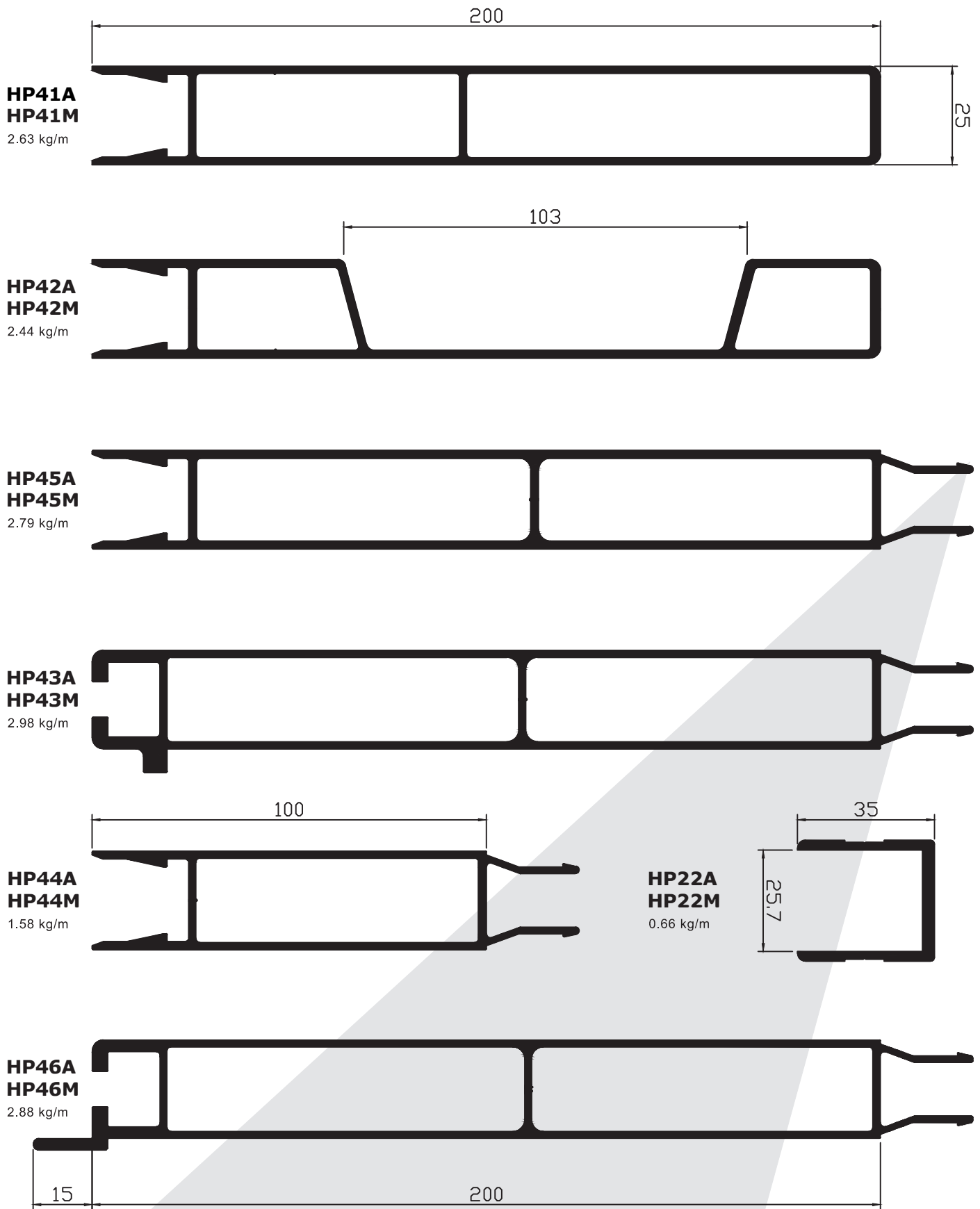


**PLEASE NOTE** - All sections are aluminium unless otherwise stated.  
- All dimensions millimeters unless otherwise stated



[www.servicemetals.co.uk](http://www.servicemetals.co.uk)

# Hollow Planks



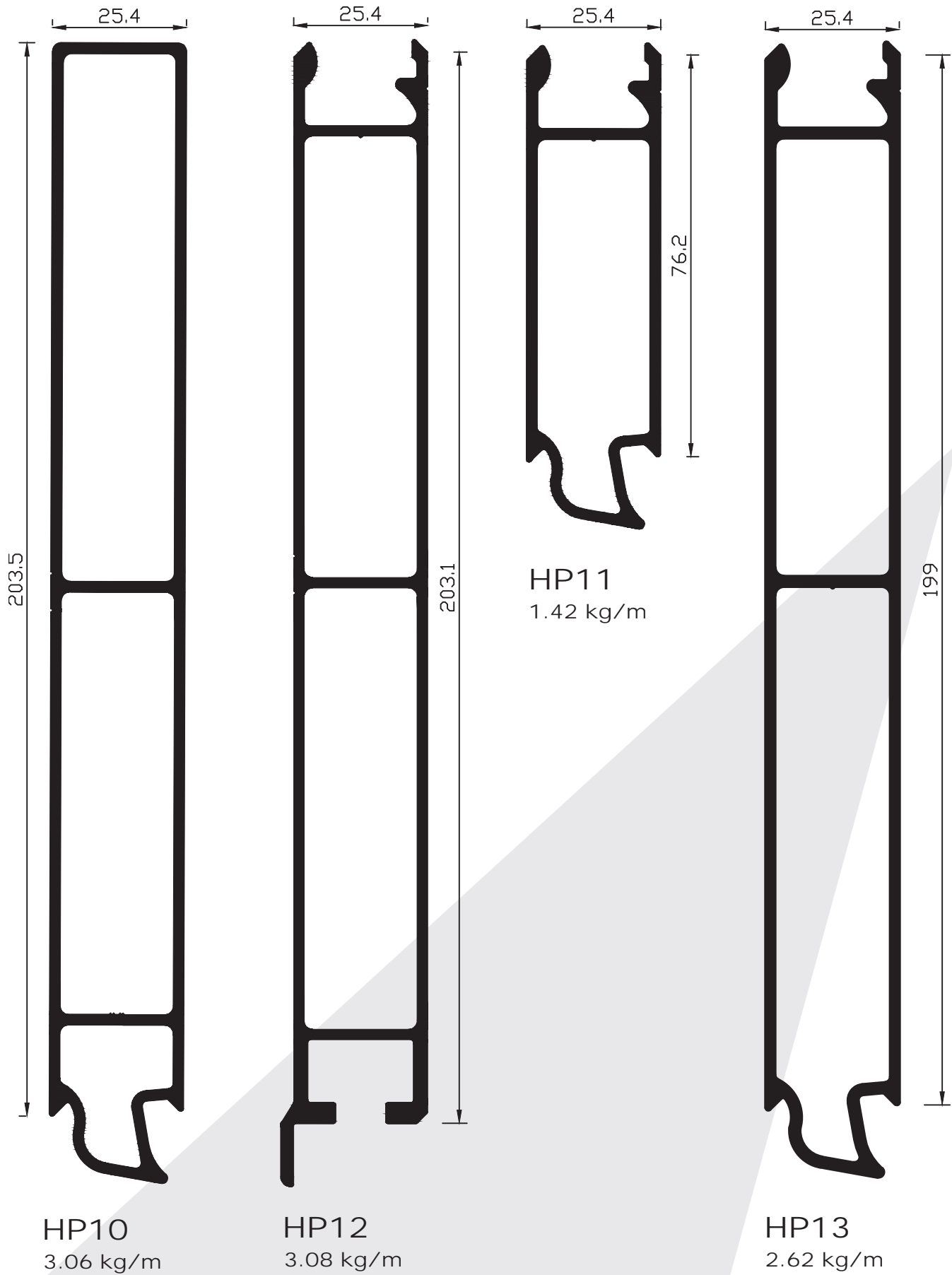
Scale 1:0.75

PLEASE NOTE - All sections are aluminium unless otherwise stated.  
- All dimensions millimeters unless otherwise stated



[www.servicemetals.co.uk](http://www.servicemetals.co.uk)

# Hollow Planks

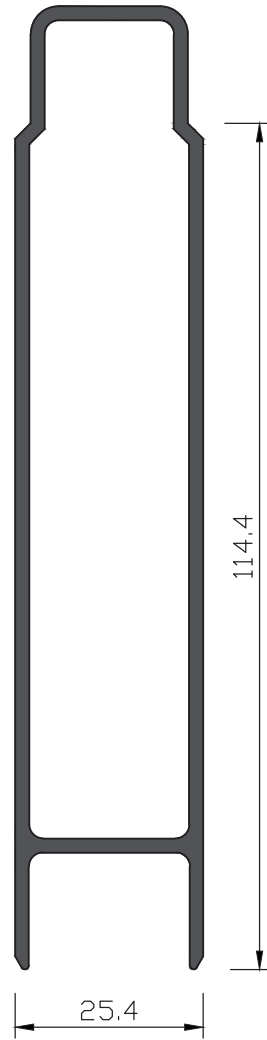


PLEASE NOTE - All sections are aluminium unless otherwise stated.  
 - All dimensions millimeters unless otherwise stated



[www.servicemetals.co.uk](http://www.servicemetals.co.uk)

# Hollow Planks



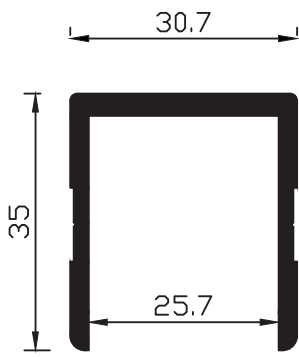
**HP14**  
**1.96 kg/m**

**PLEASE NOTE** - All sections are aluminium unless otherwise stated.  
- All dimensions millimeters unless otherwise stated

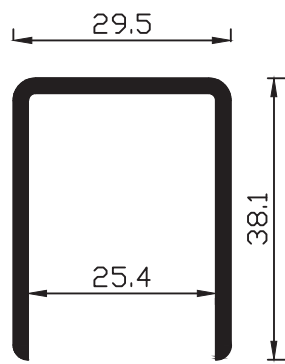


[www.servicemetals.co.uk](http://www.servicemetals.co.uk)

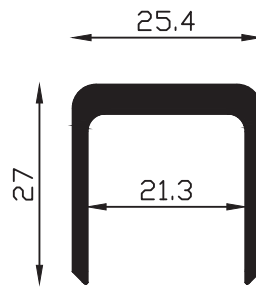
# Hollow Plank Cappings



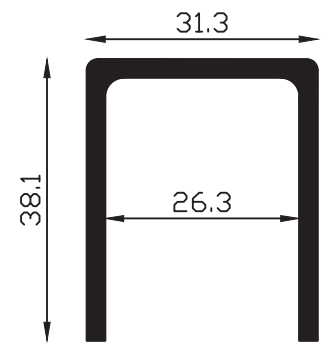
**HP22**  
0.66 kg/m



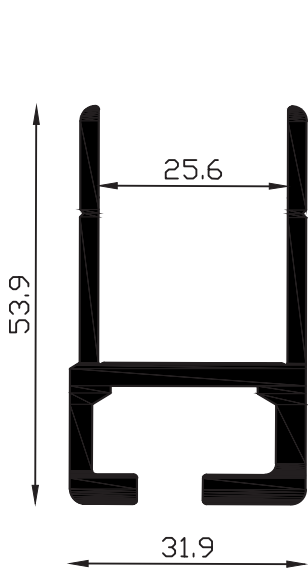
**DS18**  
0.55 kg/m



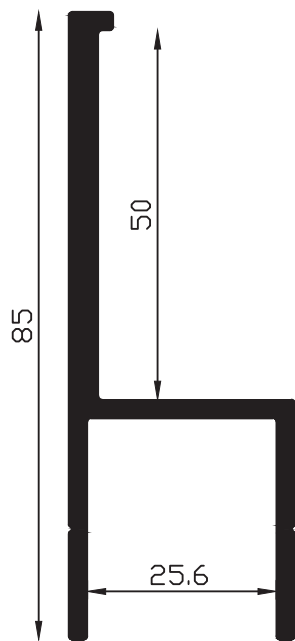
**C40**  
0.51 kg/m



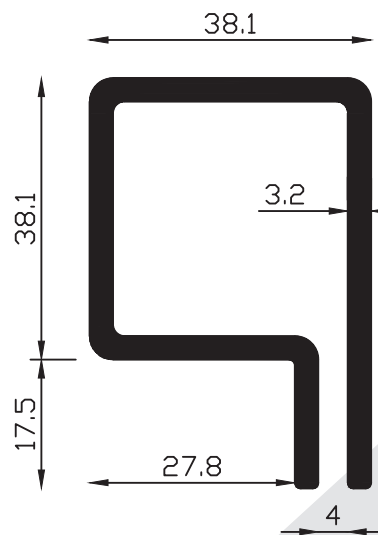
**C41**  
0.70 kg/m



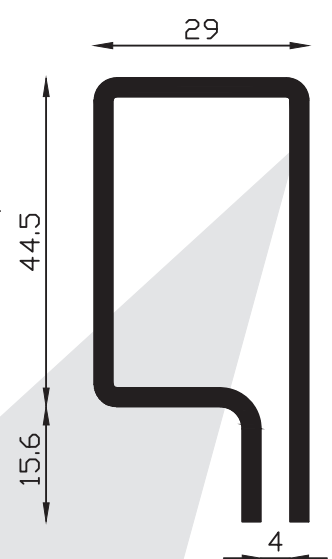
**DSHC**  
1.22 kg/m  
*To suit RG300 hinge*



**DS10**  
1.19 kg/m



**DS22**  
1.16 kg/m



**DS8**  
1.08 kg/m

# Dropside Hinges



**RG300**  
Heavy duty cast  
dropside hinge set



**RG300LW**  
Light Weight  
dropside hinge set

**PLEASE NOTE** - All sections are aluminium unless otherwise stated.  
- All dimensions millimeters unless otherwise stated



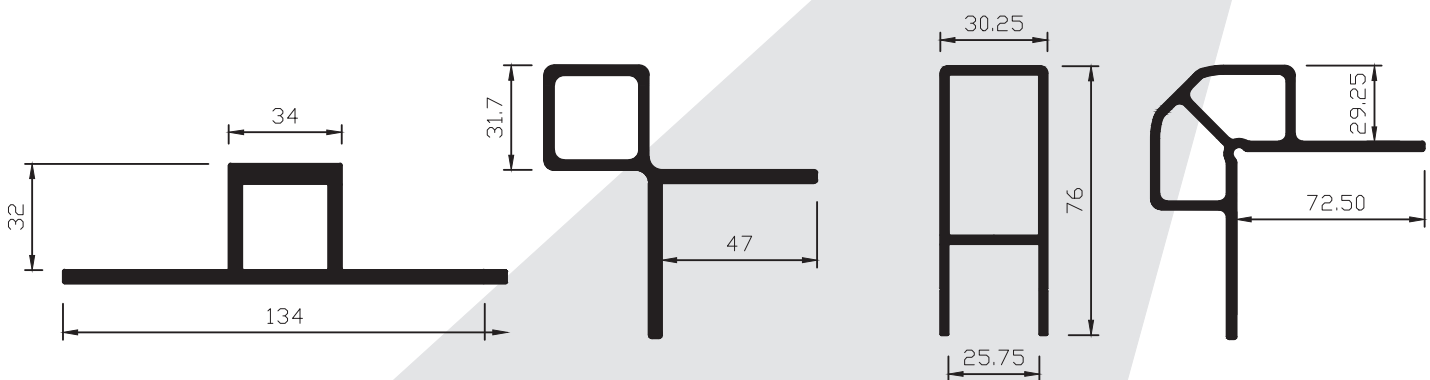

[www.servicemetals.co.uk](http://www.servicemetals.co.uk)



# Dropside Pillars

## Aluminium Pillars

All lengths measured from top of base.  
See Dropside Assembly for more information.



**JH1**  
Dropside Centre Pillar  
Available Lengths  
Metric -  
406/482/610/787/864  
Imperial -  
16"/19"/24"/31"/36"

**JH2**  
Dropside Rear Pillar  
Available Lengths  
Metric -  
406/482/610/787/864  
Imperial -  
16"/19"/24"/31"/36"

**JH5**  
Dropside End Cap  
Left or Right Available  
Available Lengths -  
Metric  
406/482/610/787/864  
Imperial  
16"/19"/24"/31"/36"

**HBP**  
Headboard Pillar  
Available bespoke lengths

**PLEASE NOTE** - All sections are aluminium unless otherwise stated.  
- All dimensions millimeters unless otherwise stated

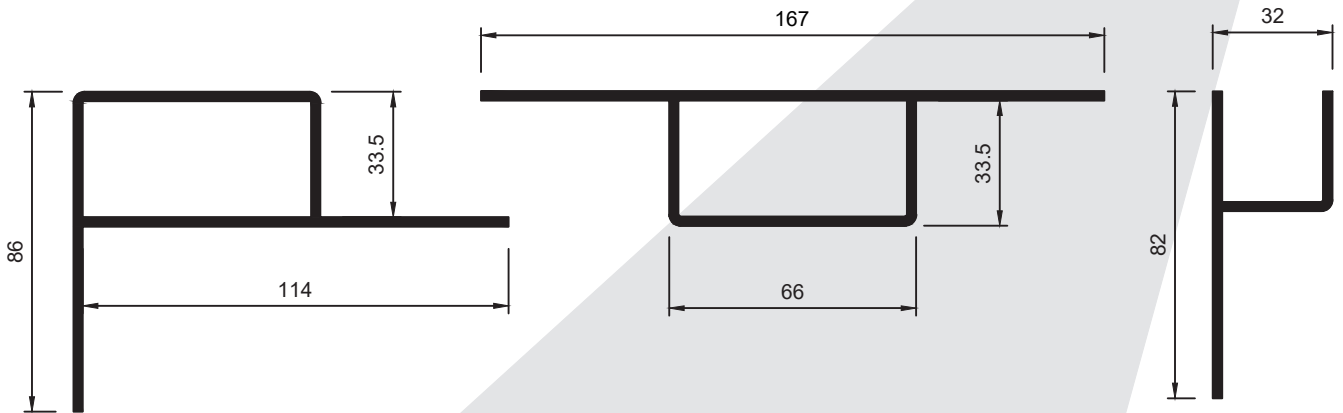



[www.servicemetals.co.uk](http://www.servicemetals.co.uk)

# Dropside Pillars

## Galvanised Steel Pillars

All lengths measured from top of base.  
See Dropside Assembly for more information.



**JHSF5**  
Dropside Front Pillar  
Available Lengths  
Imperial - 15"/19"/24"/32"/36"  
Metric - 381/482/610/813/914

**JHSF6**  
Dropside Rear Pillar  
Available Lengths -  
Imperial - 15"/19"/24"/32"/36"  
Metric - 381/482/610/813/914

**JHSF7**  
Dropside Centre Pillar  
Available Lengths -  
Imperial - 15"/19"/24"/32"/36"  
Metric - 381/482/610/813/914

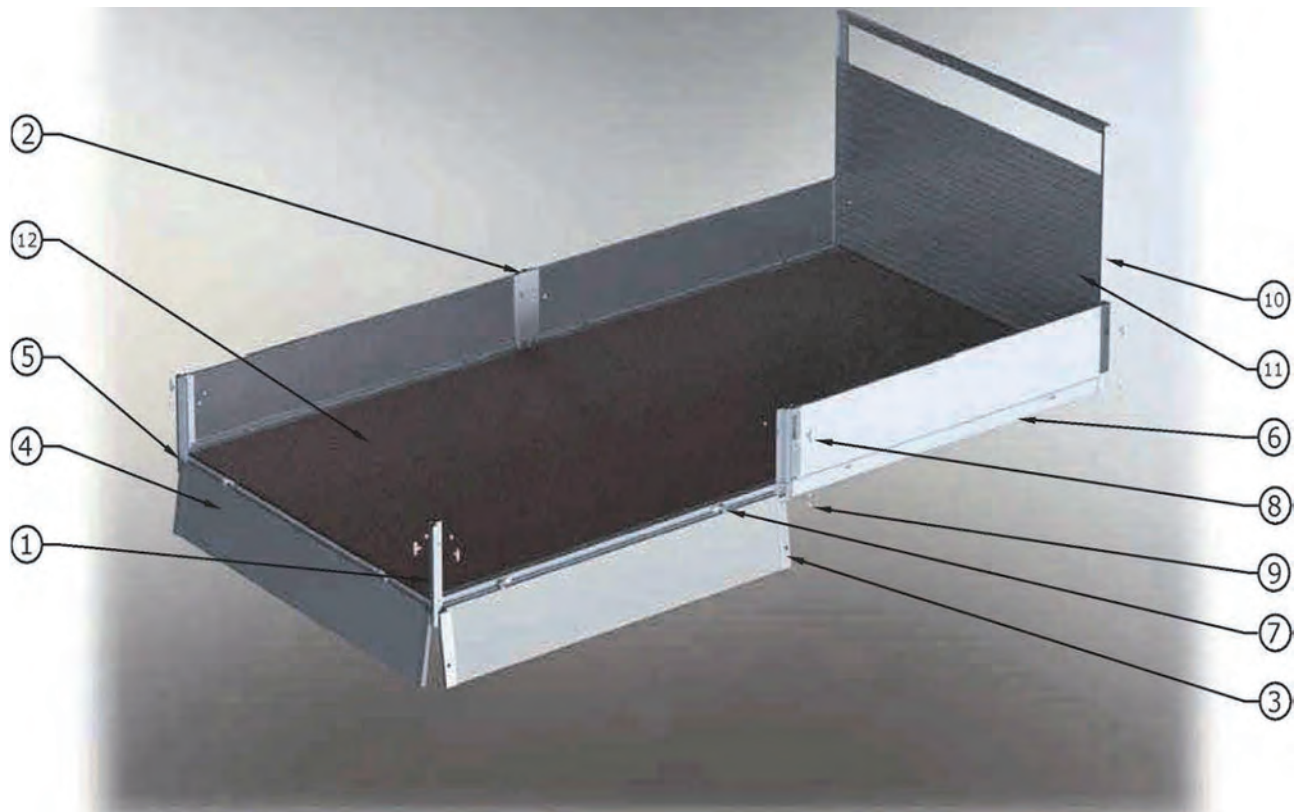
**JHSF8**  
Dropside End Cap  
Supplied in Pairs  
Available Lengths  
Imperial - 16"  
Metric - 406

**PLEASE NOTE** - All dimensions millimeters unless otherwise stated



[www.servicemetals.co.uk](http://www.servicemetals.co.uk)

# Dropside System



- |  |   |
|--|---|
| <b>1 - JH1 Pillar</b> ( <i>Dropside Pillars</i> )      | <b>7 - Hinge</b> ( <i>See Dropside Hinges</i> )                   |
| <b>2 - JH2 Pillar</b> ( <i>Dropside Pillars</i> )      | <b>8 - Anti-Luce Fastener</b> ( <i>Range of sizes available</i> ) |
| <b>3 - JH5 Pillar</b> ( <i>Dropside Pillars</i> )      | <b>9 - M10 Bolts</b> ( <i>Size decided by user</i> )              |
| <b>4 - HP16 Plank</b> ( <i>Hollow Planks</i> )         | <b>10 - Aluminium Channel</b> ( <i>HBP Pillar alternative</i> )   |
| <b>5 - C22 Crossbearer</b> ( <i>See Crossbearers</i> ) | <b>11 - FP15 Floor Plank</b> ( <i>Used as headboard</i> )         |
| <b>6 - MS85 Side Rave</b> ( <i>See Side Raves</i> )    | <b>12 - WISA Plywood Flooring</b> ( <i>See Plywood Flooring</i> ) |



*(JH5 & HP16 Assembly)*

- **Dropside Pillars available in steel alternative.**
- **Wide range of other hollow planks and fittings also available.**

# Tipper Pillars



**JH8**  
**Steel Corner Pillar**  
*Available Lengths - 650mm*



**JH7**  
**Aluminium End Cap**  
*Available Lengths - 600mm*

**Supplied as a set boxed in pairs (LH / RH - 4 parts)**


- **Unique system allows tailboard to swing up or down depending on vehicle application. Ideal for small tipper manufacture. See Tipper System section.**

**PLEASE NOTE** - All dimensions millimeters unless otherwise stated



[www.servicemetals.co.uk](http://www.servicemetals.co.uk)

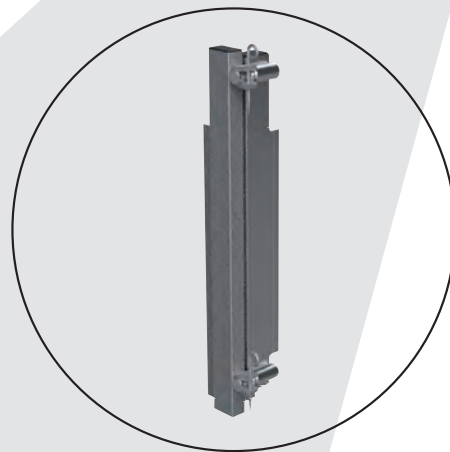
# Tipper System



- |  |  |
|--|--|
| <b>1 - JH7 Pillar</b> (See Tipper Pillars)     | <b>7 - RG300 Hinge</b> (See Dropside Hinges)             |
| <b>2 - JH8 Pillar</b> (See Tipper Pillars)     | <b>8 - Anti-Luce Fastener</b> (Range of sizes available) |
| <b>3 - JH1 Pillar</b> (See Dropside Pillars)   | <b>9 - M10 Bolts</b> (Size decided by user)              |
| <b>4 - JH5 Pillar</b> (See Dropside Pillars)   | <b>10 - Aluminium Channel</b> (HBP Pillar alternative)   |
| <b>5 - C22 Crossbearer</b> (See Crossbearers ) | <b>11 - FP15 Floor Plank</b> (Used as headboard)         |
| <b>6 - MS85 Side Rave</b> (See Side Raves)     | <b>12 - Steel Floor</b> (See Plywood Flooring)           |



(JH5 & HP16 Assembly)



(JH7 & JH8 Pillars)

- Dropside Pillars available in steel alternative.
- Wide range of other hollow planks and fittings also available.
- Contact local Service Metals branch for more information.

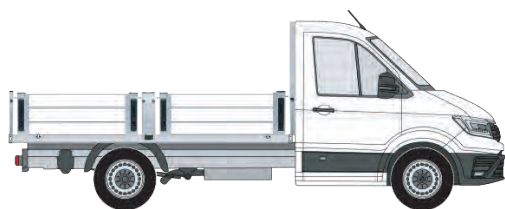


The Service Metals Group are UK distributors for the **Kinnegrip** range of dropside systems.  
Contact your local branch for further details.

## T50

A high quality dropside lock solution for light commercial vehicle flatbed constructions.

- User friendly and flexible
- Light weight
- Available from 300 mm dropside heights
- Built in safety features
- Complete open load area for easy access



## K20

A state of the art locking system for medium and heavy commercial vehicle flatbed constructions.

- User friendly and flexible
- Available in ED-painted or galvanized steel and aluminium
- Available from 400 mm dropside heights
- Built in safety features
- Easily detachable that provides an accesible loading area



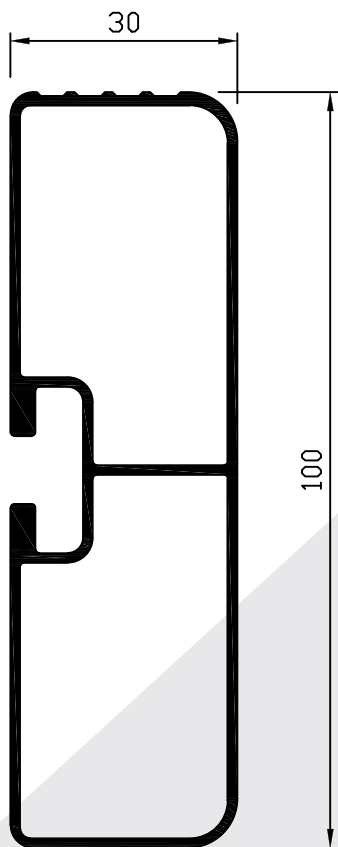
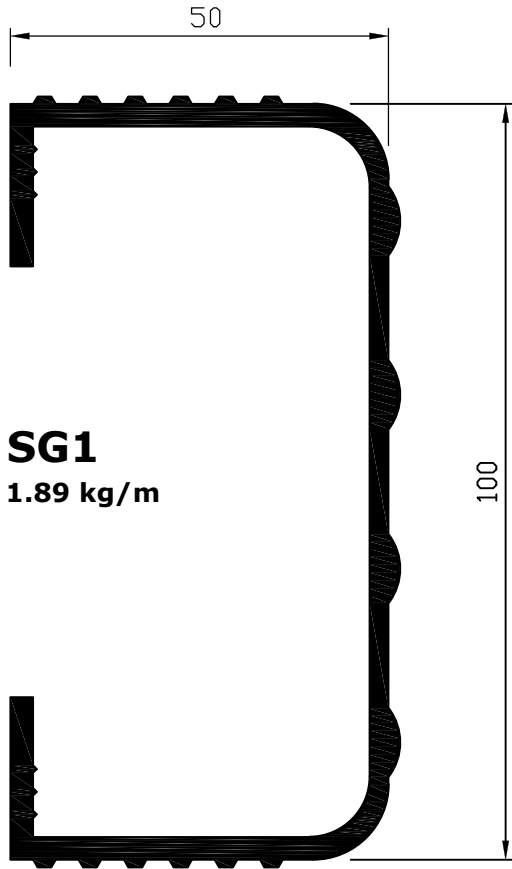
PLEASE NOTE - All sections are Aluminium unless Otherwise stated.  
-All dimensions in millimeters unless otherwise stated.



[www.servicemetals.co.uk](http://www.servicemetals.co.uk)

# Side Guard Components

## Side Guard Rails



SG5A and SG4 are available as Type Approved Kits.  
SG1 not available Type Approved.



See our Type Approved Side Guard Kit Brochure  
or website for further information.

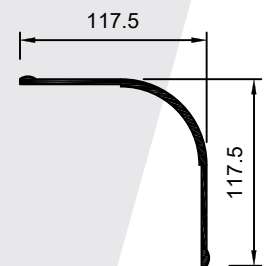
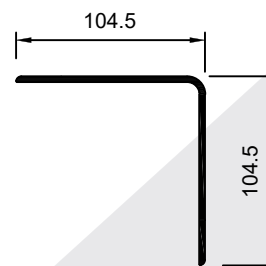
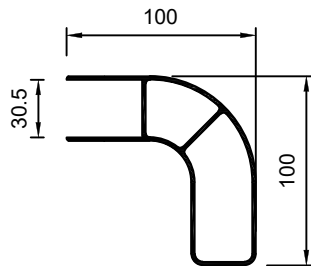
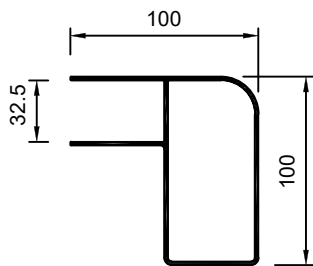
**PLEASE NOTE** - All sections are aluminium  
unless otherwise stated.  
- All dimensions millimeters  
unless otherwise stated



[www.servicemetals.co.uk](http://www.servicemetals.co.uk)

# Side Guard Components

## Side Guard Corner Pillars



### **CP54/100**

For use with any single rail systems using SG5 rail

### **CP53A/100**

For use with any single rail systems using SG5 rail

### **SG4CP/100**

For use with any single rail systems

### **CP52/100**

For use with any single rail systems

### **CP54/500**

For use with any single rail systems using SG5 rail

### **CP53A/500**

For use with any single rail systems using SG5 rail

### **SG4CP/500**

For use with any single rail systems

### **CP52/500**

For use with any single rail systems

End bungs available for selected pillars.

Visit the Service Metals website for full VCA Type Approved side guard kits, fitting instructions and component information.

**PLEASE NOTE** - All sections are aluminium unless otherwise stated.  
- All dimensions millimeters unless otherwise stated

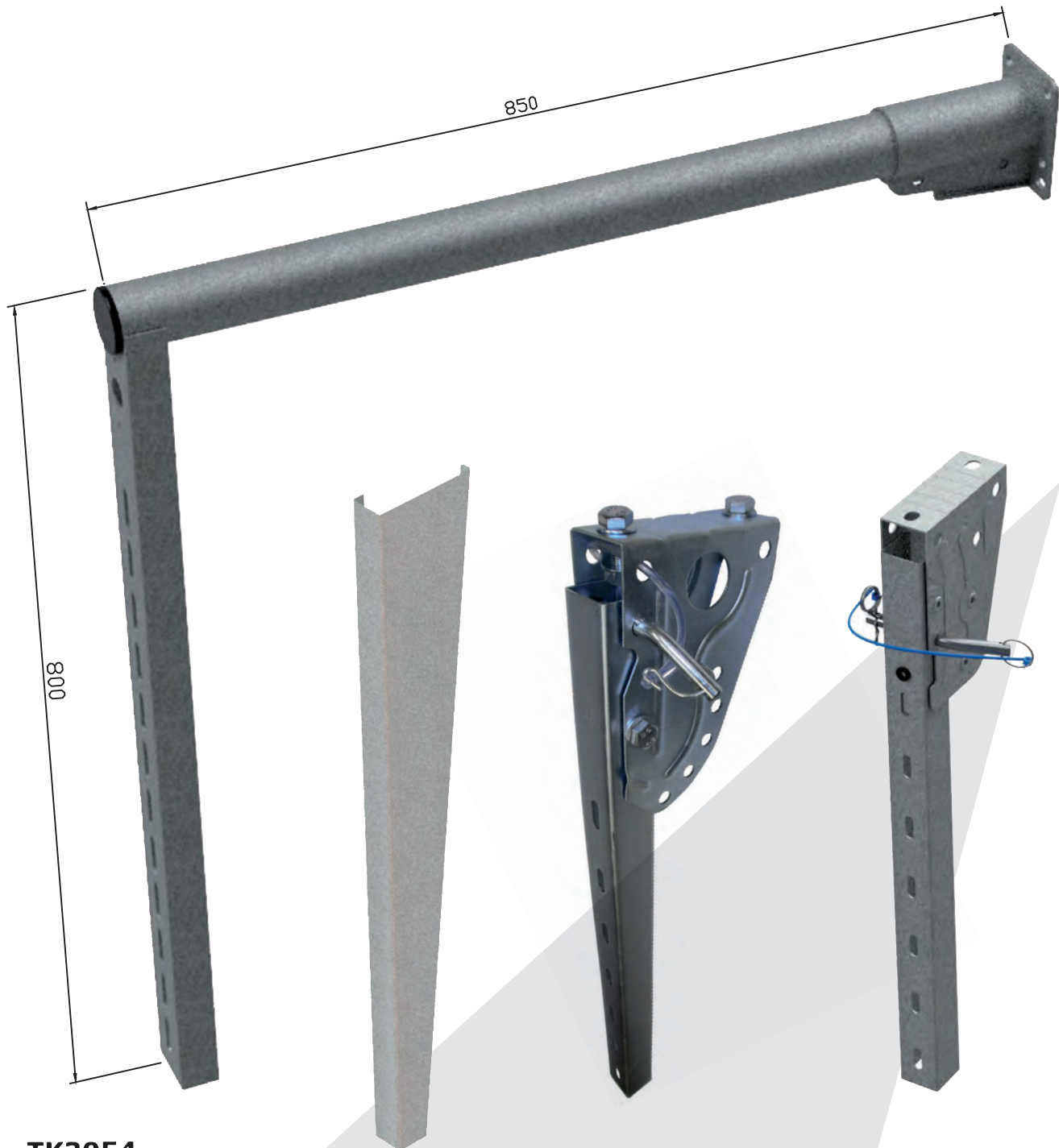


[www.servicemetals.co.uk](http://www.servicemetals.co.uk)



# Side Guard Components

## Side Guard Legs



**TK3054**  
Galvanised Steel  
800mm drop

**PWL950G**  
Galvanised Steel  
950mm drop

**SGMK5**  
S235 Lacquer Plated Side  
Guard Legs /Galvanised  
Steel/Stainless Steel  
735mm or 1340mm Drop

**TK3017**  
Galvanised Steel/Zinc  
Plated/ Stainless Steel  
710mm drop

- Visit the Service Metals website for full VCA Type Approved side guard kits, fitting instructions and component information

**PLEASE NOTE** - All dimensions millimeters unless otherwise stated



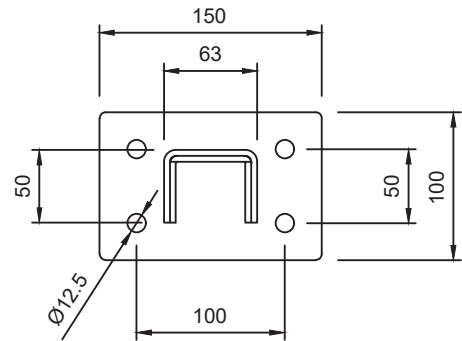
[www.servicemetals.co.uk](http://www.servicemetals.co.uk)

# Side Guard Components

## Side Guard Chassis Arms

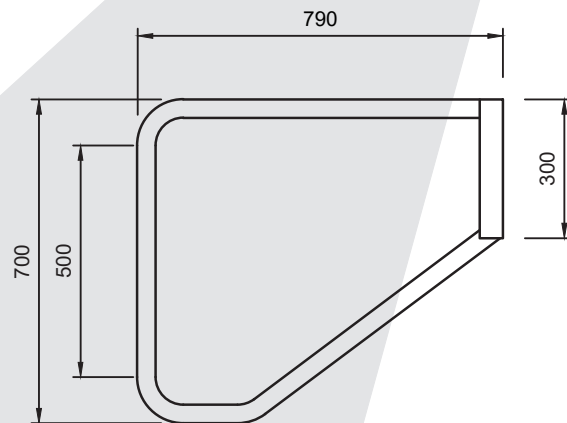
### 32406

- 850mm Chassis Arm.
- Black powder coated steel arm.
- 2 piece arm and bracket.
- for bolting directly to chassis via end bracket.



### 12301

- 790mm Chassis Arm.
- 700mm drop.
- Mill finish mild steel arm.
- Single piece arm bolted directly to chassis.



- Visit the Service Metals website for full VCA Type Approved side guard kits, fitting instructions and component information

**PLEASE NOTE** - All dimensions millimeters unless otherwise stated



[www.servicemetals.co.uk](http://www.servicemetals.co.uk)

# Type Approved Side Guard Systems

Kit No	Leg	Corner Pillar	Rail	Chassis Arm	Max Drop	Max Leg spacing	Max Front Overhang	Max Rear Overhang
					mm	mm	mm	mm
3	SGMK5	SG4CP	SG4	-	705	2700	600	300
4 <small>(Config. 1)</small>	SGMK5	CP53/CP54	SG5A	-	682	2700	600	250
4 <small>(Config. 2)</small>	SGMK5	CP53/CP54	SG5A	-	750	2000	750	250
5	TK3017	SG4CP	SG4	-	556	2700	600	250
6	TK3017	CP53/CP54	SG5A	-	572	2700	600	250
7	PWL950G	SG4CP	SG4	-	950	2700	600	350
9	TK3054	CP53A	SG5A	-	575	2700	600	250
13	TK3054	SG4CP	SG4	-	600	2700	635	250
15	SGMK5	CP53/CP54	SG5A	32406	592	1700	700	250
17	-	CP53/CP54	SG5A	12301	640	2700	700	250

- Visit the Service Metals website for full VCA Type Approved Side Guard kits and fitting instructions.
- Contact your local Service Metals branch for more information.

## Under Run Bar System



### 21-592678 EUM-3

Steel End Plate Brackets for Under Run Bar. Brackets supplied undrilled. Holes to be cut by user to suit chassis type.



### 21-768100 UHAP-3

Anodised Aluminium Under Run Bar. 2400mm beam can be cut to suit. Supplied with Bolt kit for fitting.

Above system is fully Type Approved

**PLEASE NOTE** - All sections are aluminium unless otherwise stated.  
- All dimensions millimeters unless otherwise stated



[www.servicemetals.co.uk](http://www.servicemetals.co.uk)

# Tool Boxes

Service Metals Group are the UK distributors for the  range of Tool Boxes

**BLACK DOG** - Rotationally Moulded/Key & Keyhole Cap/Flush Fit Watertight Lid/Reinforcement Ribs



Sizes Available (BD =Black Dog)

Code No.	External Dimensions (mm)			Kgs				
	Width	Height	Depth					
PTB1000 BD	44	50	55	020	1000	500	470	15.0
PTB800 BD	44	50	55	033	800	450	470	11.5
PTB600 BD	44	50	55	083	600	450	470	9.2
PTB500 BD	44	50	55	103	500	350	400	6.2
PTB400 BD	44	50	55	115	400	350	400	5.7

**Also Available:**

**DAKEN** - Injection Moulded



*Other Tool Boxes available - please contact our sales office.*

## Embossed Mud Flaps

- Mud Flaps can be supplied plain or embossed with a logo of your choice.
- Free set up charge for quantities above 200 units if a bespoke customer logo is added. Sizes can vary as long as the logo is the same throughout the batch.
- Logo range includes Scania, Renault, MAN, Mercedes, DAF and Volvo.

Sizes Available

Size (mm)	
Width	Height
400	300
450	300
500	300
600	300
600	400
600	450
600	920
650	400



**PLEASE NOTE** - All dimensions millimeters unless otherwise stated



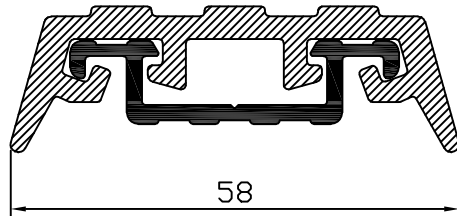
[www.servicemetals.co.uk](http://www.servicemetals.co.uk)

# Carrier Systems

## System 1

### CCAC2

Rubber Section  
Available in 20m rolls



### CCAC1

Aluminium Carrier

### CS60A

Aluminium End Cap

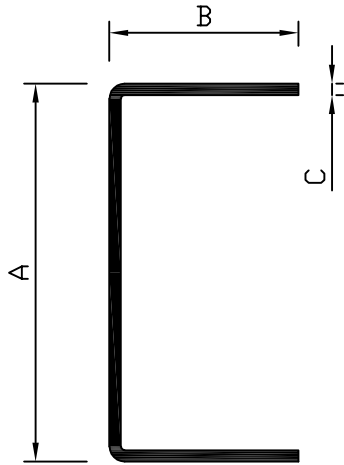
### CS60P

Plastic End Cap



# Steel Sections

## Steel Channel



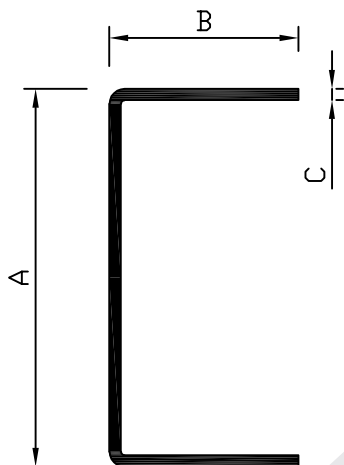
### Plain

Code No.	Size (mm)			Length mm	Weight / length
	A	B	C		
<b>ST13</b>	100	50	3	7620	33.75
<b>ST14</b>	100	50	3	9144	40.50
<b>ST20</b>	127	50	3	7620	39.17
<b>ST21</b>	127	50	3	9144	47
<b>ST24</b>	127	50	3	13716	70.5
<b>ST29</b>	150	50	3	7620	39.3
<b>ST30</b>	150	50	3	9144	47.18
<b>ST33</b>	150	50	3	13716	70.77

### Galvanised

Code No.	Size (mm)			Length mm	Weight / length
	A	B	C		
<b>STG47</b>	127	50	2.5	7620	32.90
<b>STG48</b>	127	50	3	7620	39.17
<b>STG49</b>	127	50	3	9144	47
<b>STG52</b>	150	50	3	7620	39.32
<b>STG53</b>	150	50	3	9144	47.18

## Steel Runners



### Plain

Code No.	Size (mm)			Length mm	Weight / length
	A	B	C		
<b>ST16</b>	100	50	5	7620	53.8
<b>ST17</b>	100	50	5	9144	64.55
<b>ST26</b>	127	50	5	7620	61.88
<b>ST27</b>	127	50	5	9144	74.25
<b>ST35</b>	150	50	5	7620	68.8
<b>ST36</b>	150	50	5	8537	77.0
<b>ST37</b>	150	50	5	9144	82.57

### Galvanised

Code No.	Size (mm)			Length mm	Weight / length
	A	B	C		
<b>STG42</b>	100	50	5	6400	45.18
<b>STG43</b>	100	50	5	7620	53.5
<b>STG44</b>	100	50	5	9144	64.55
<b>STG50</b>	127	50	5	7620	61.88
<b>STG51</b>	127	50	5	9144	74.25
<b>STG54</b>	150	50	5	7620	68.8
<b>STG55</b>	150	50	5	9144	82.6

*If the size you require is not listed, please contact us as our stock range is constantly being increased.*

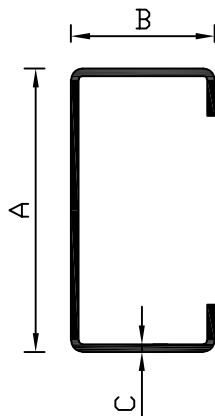
**PLEASE NOTE** - All dimensions millimeters unless otherwise stated



[www.servicemetals.co.uk](http://www.servicemetals.co.uk)

# Steel Sections

## Lipped Steel Channel



### Plain

Code No.	Size (mm)			Length mm	Weight / length
	A	B	C		
<b>ST01</b>	75	50	3	7260	31.85
<b>ST03</b>	105	40	2	3000	9.28
<b>ST03A</b>	105	40	2	3200	9.9
<b>ST04</b>	105	40	2	4000	12.37
<b>ST05</b>	105	40	2	5000	15.46
<b>ST06</b>	100	50	3	2500	11.8
<b>ST10</b>	100	50	3	7620	36
<b>ST11</b>	100	50	3	9144	43.16

### Galvanised

Code No.	Size (mm)			Length mm	Weight / length
	A	B	C		
<b>STG03</b>	75	38	2	2134	5.7
<b>STG04</b>	75	50	2	2134	6.0
<b>STG07</b>	75	50	2.3	7600	23.2
<b>STG10</b>	100	50	2.3	2134	8.4
<b>STG11</b>	100	50	2.3	2223	8.8
<b>STG14</b>	100	50	2.3	2438	9.6
<b>STG15</b>	100	50	2.3	2500	9.8
<b>STG16</b>	100	50	2.3	2534	10.0
<b>STG17</b>	100	50	2.3	2553	10.1
<b>STG20</b>	100	50	2.3	7600	29.8
<b>STG21</b>	100	50	2.5	2438	9.8
<b>STG22</b>	100	50	2.5	2500	10.0
<b>STG23</b>	100	50	2.5	2534	10.2
<b>STG24</b>	100	50	2.5	2550	10.2
<b>STG27</b>	100	50	2.5	7600	32.1
<b>STG30</b>	100	50	3	2500	11.7
<b>STG32</b>	100	50	3	2550	11.9
<b>STG33</b>	100	50	3	2486	25.9
<b>STG35</b>	100	50	3	7600	35.6
<b>STG36</b>	100	50	3	9144	42.7
<b>STG38</b>	127	50	3	7620	43.35
<b>STG39</b>	127	50	3	9144	52.0
<b>STG40</b>	150	50	3	7620	47.9
<b>STG41</b>	150	50	3	9144	47.7

*If the size you require is not listed, please contact us as our stock range is constantly being increased.*

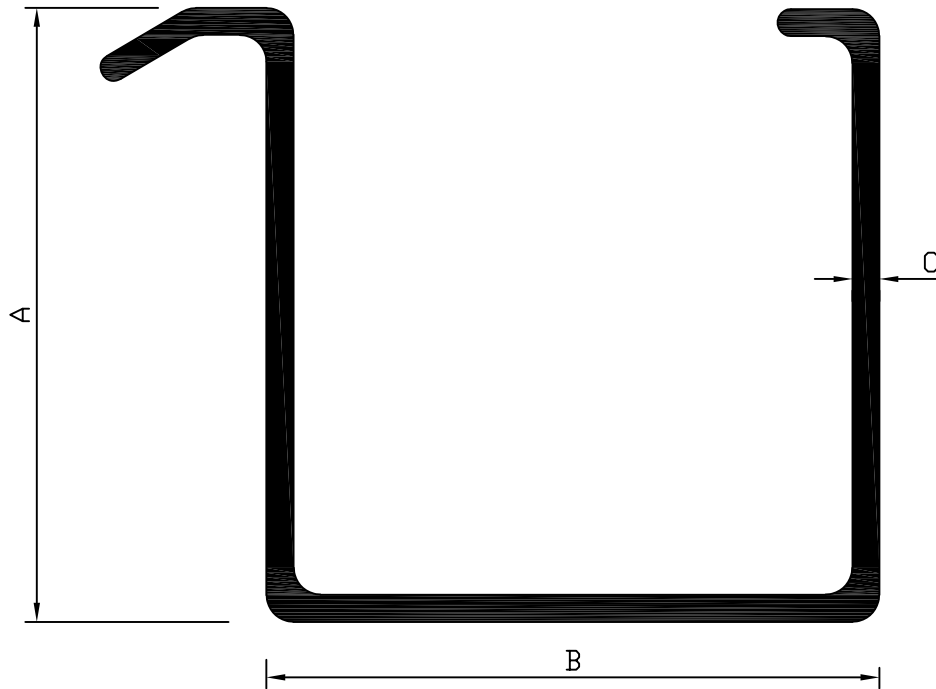
**PLEASE NOTE** - All dimensions millimeters unless otherwise stated



[www.servicemetals.co.uk](http://www.servicemetals.co.uk)

# Steel Sections

## Steel Curtainsider Corner Pillar



Code No.	A		B		C mm	Material mm	Length	
	mm	inches	mm	inches			m	feet
<b>STCP02</b>	101.6	4"	108	4.25"	5	Steel	2.44	8'0"
<b>STCP03</b>	101.6	4"	108	4.25"	3	Steel	2.44	8'0"
<b>STCP05</b>	108	4.25"	139.7	5.5"	5	Steel	3.05	10'0"
<b>STCP06</b>	101.6	4"	108	4.25"	5	Steel	3.05	10'0"
<b>STCP07</b>	101.6	4"	108	4.25"	3	Steel	3.05	10'0"
<b>STCP09</b>	108	4.25"	139.7	5.5"	5	Steel	3.66	12'0"
<b>STCP10</b>	101.6	4"	108	4.25"	5	Steel	3.66	12'0"
<b>STGCP15</b>	101.6	4"	108	4.25"	4	Galv	3.05	10'0"
<b>STGCP16</b>	108	4.25"	139.7	5.5"	4	Galv	3.05	10'0"
<b>STGCP18</b>	101.6	4"	108	4.25"	4	Galv	3.66	12'0"
<b>STGCP19</b>	108	4.25"	139.7	5.5"	4	Galv	3.66	12'0"
<b>STGCP20</b>	108	4.25"	139.7	5.5"	5	Galv	3.05	10'0"
<b>STGCP22</b>	108	4.25"	139.7	5.5"	5	Galv	3.66	12'0"

*If the size you require is not listed, please contact us as our stock range is constantly being increased.*

**PLEASE NOTE** - All dimensions millimeters unless otherwise stated

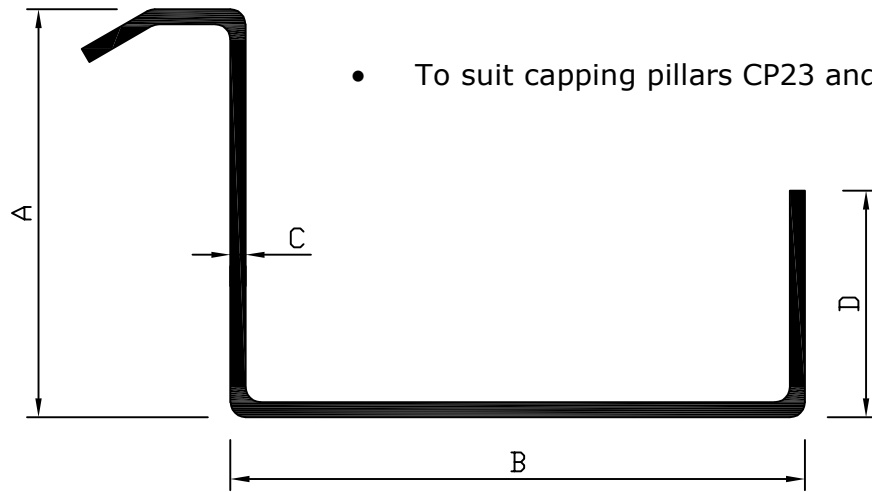


[www.servicemetals.co.uk](http://www.servicemetals.co.uk)



# Steel Sections

## Steel Curtainsider Corner Pillar



Code No.	A		B		C mm	D		Material mm	Length	
	mm	inches	mm	inches		mm	inches		mm	feet
<b>STCP11</b>	108	4.25"	152.4	6"	5	60	2.32	Steel	3.05	10'0"
<b>STGCP17</b>	108	4.25"	152.4	6"	4	60	2.32	Galv	3.05	10'0"
<b>STGCP21</b>	108	4.25"	152.4	6"	5	60	2.32	Galv	3.05	10'0"
<b>STGCP23</b>	108	4.25"	152.4	6"	4	60	2.32	Galv	3.66	12'0"

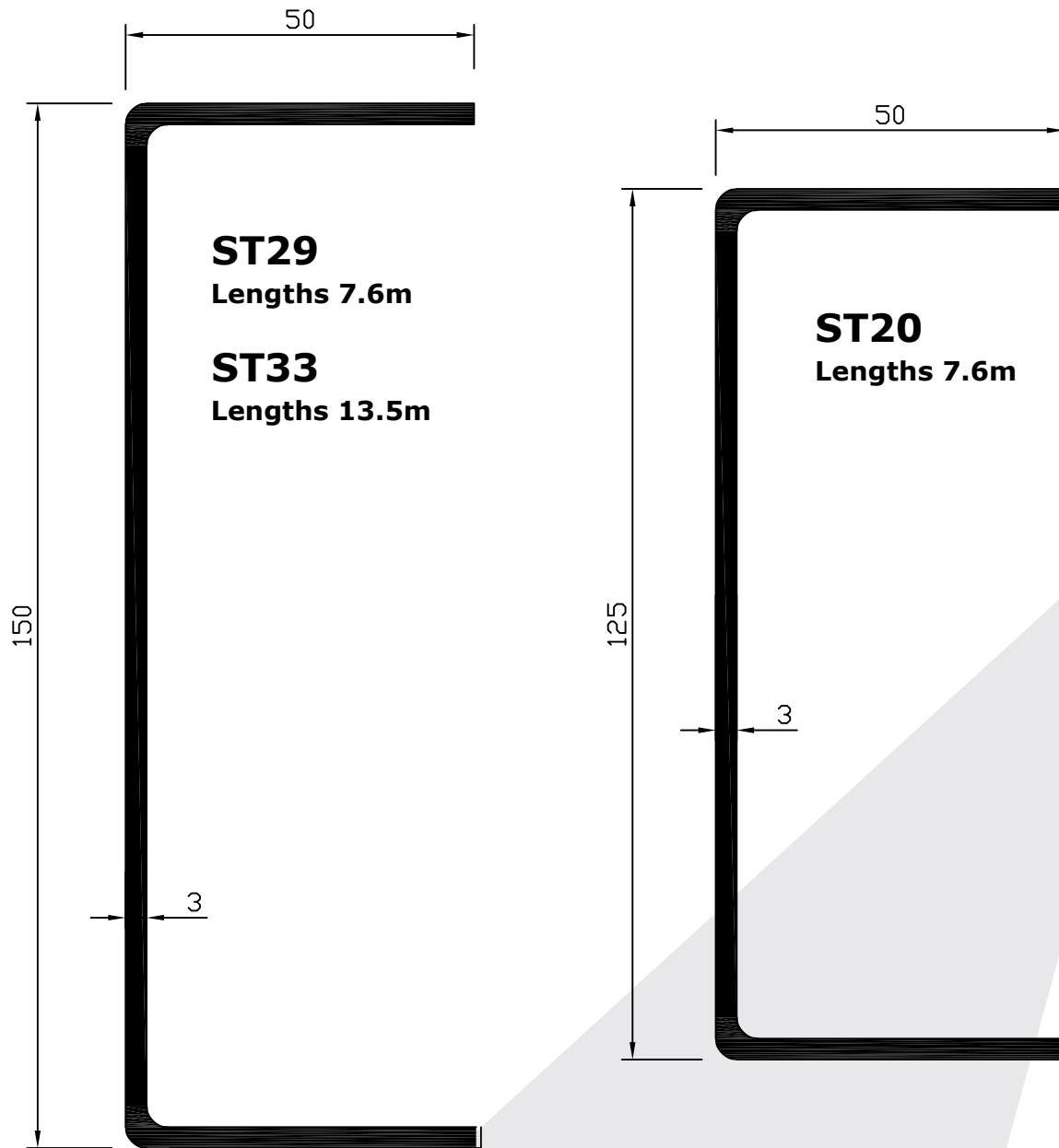
**PLEASE NOTE** - All dimensions millimeters unless otherwise stated



[www.servicemetals.co.uk](http://www.servicemetals.co.uk)

# Steel Sections

## Mild Steel Side Raves



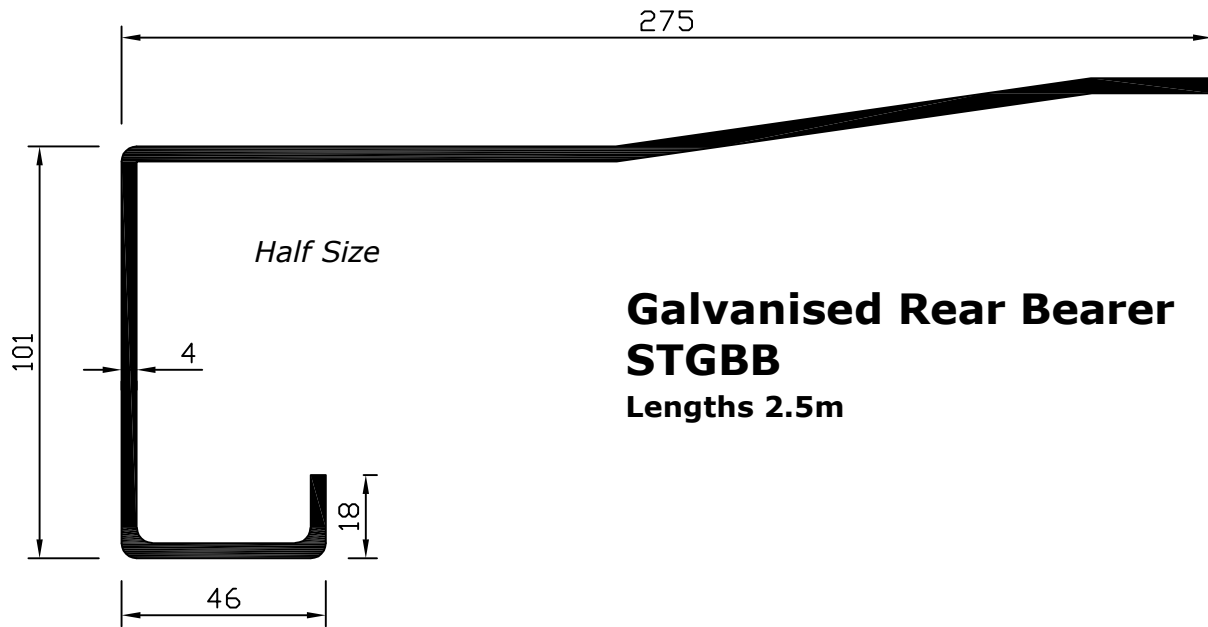
*If the size you require is not listed, please contact us as our stock range is constantly being increased.*

**PLEASE NOTE** - All dimensions millimeters unless otherwise stated

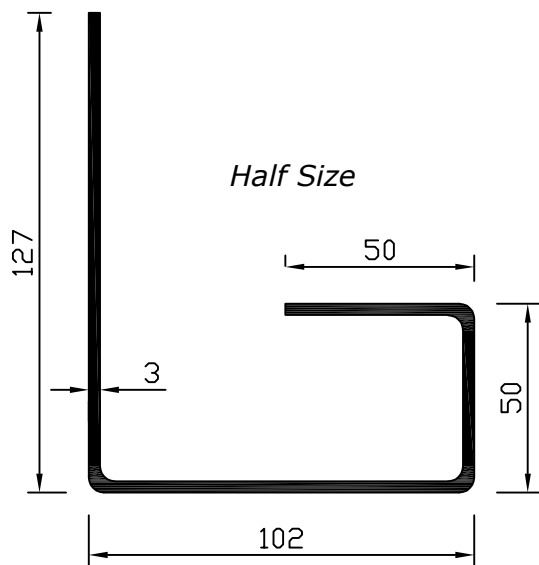


[www.servicemetals.co.uk](http://www.servicemetals.co.uk)

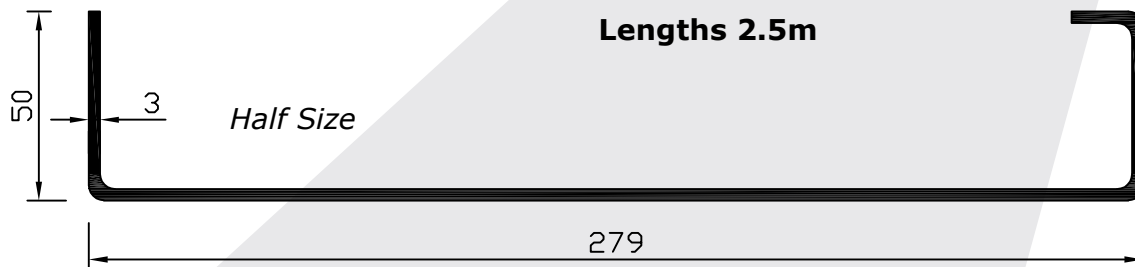
# Steel Sections



**Galvanised Rear Bearer  
STGBB**  
Lengths 2.5m



**Galvanised Rear Corner Pillar  
STGRCP**  
Lengths 3.0m/3.7m



**Galvanised Rear Head Panel  
STGRH**  
Lengths 2.5m

*If the size you require is not listed, please contact us as our stock range is constantly being increased.*

- **Ex stock items**
- **Special dimensions available**
- **Also available in Self Colour, stainless steel and aluminium**

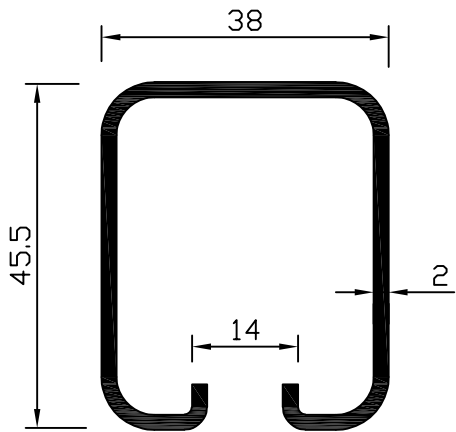
**PLEASE NOTE** - All dimensions millimeters unless otherwise stated



[www.servicemetals.co.uk](http://www.servicemetals.co.uk)

# Steel Sections

## Steel Curtain Track



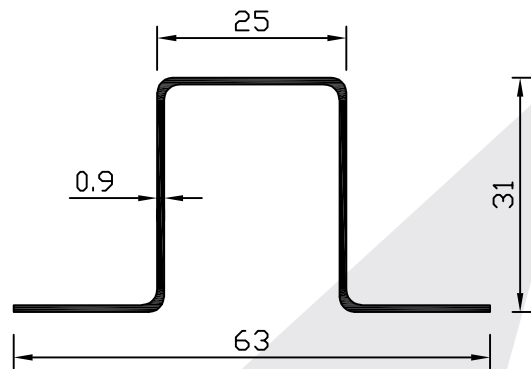
**STG88** Lengths 7.6m  
**STG92** Lengths 13.7m

**2.17 kg/m**  
 Galvanised Mild Steel or Aluzinc Mild Steel

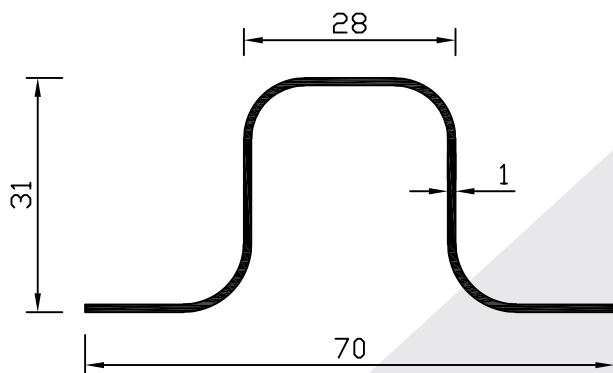
## Steel Top Hat

**STG74** Lengths 2.5m  
 25mm upward flange  
**STG75** Lengths 2.5m  
 25mm downward flange

**0.84 kg/m**  
 Galvanised Mild Steel



## Steel Bowler Hat

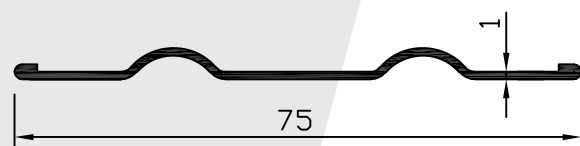


**STG84** Lengths 2.5m  
 25mm rise curved upward flange  
**STG85** Length 2.5m  
**STG86** Length 7.5m

**0.78 kg/m**  
 Galvanised Mild Steel

## Steel Tie Rail

**STG61** Length 7.6m  
 Galvanised Mild Steel



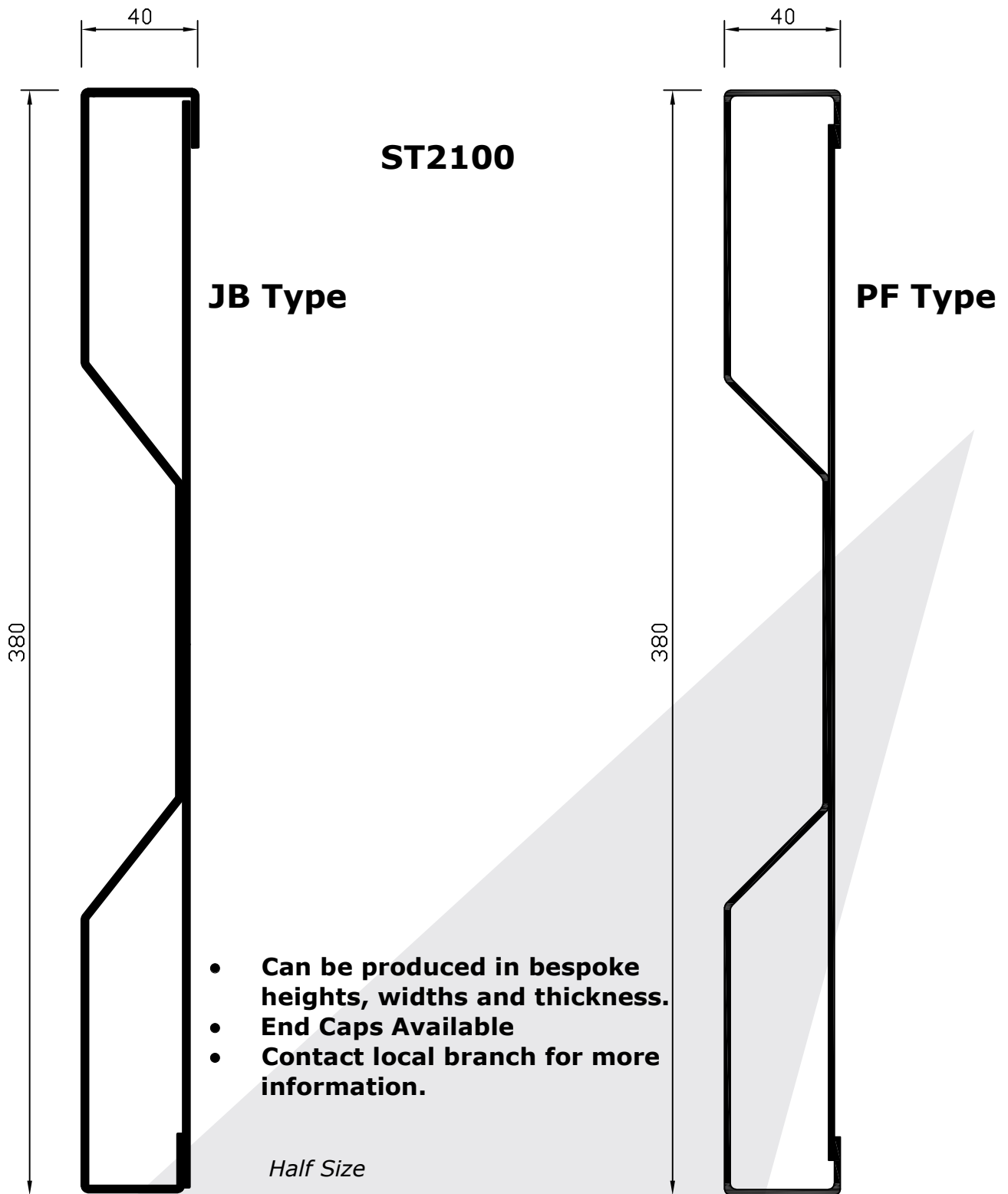
**PLEASE NOTE** - All dimensions millimeters unless otherwise stated



[www.servicemetals.co.uk](http://www.servicemetals.co.uk)

# Steel Sections

## Steel Double Skin Dropside Panel



*If the size you require is not listed, please contact us as our stock range is constantly being increased.*

**PLEASE NOTE** - All dimensions millimeters unless otherwise stated



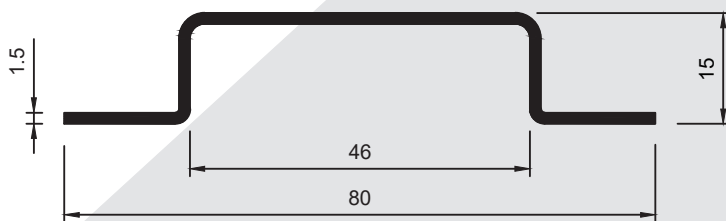
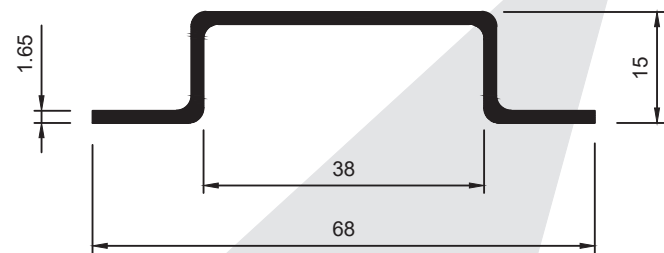
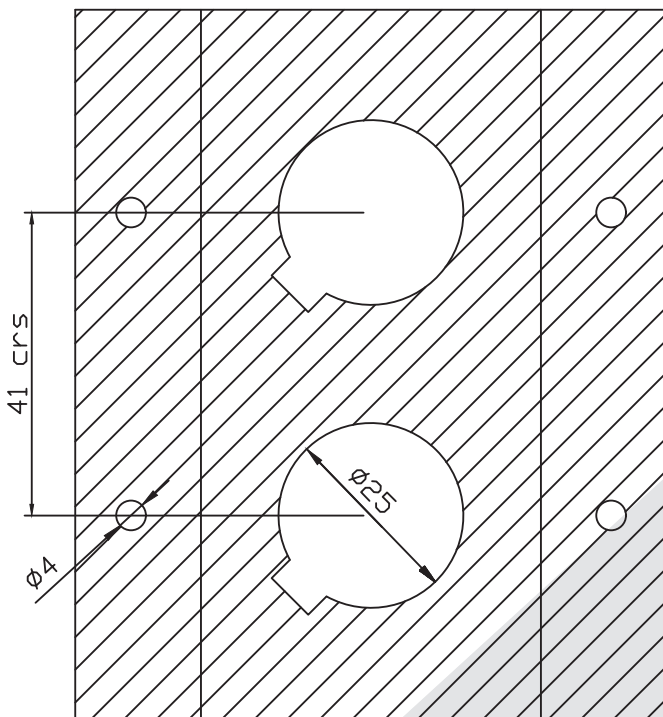
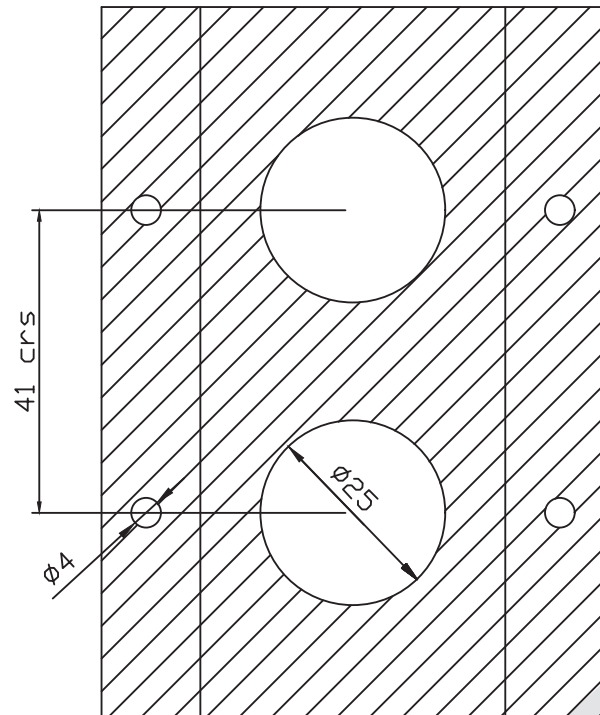
[www.servicemetals.co.uk](http://www.servicemetals.co.uk)

# Steel Sections

## 1805

Lengths 10'  
Galvanised Steel

- For telescopic shoring poles and webbing lashing assemblies



## 1806

Lengths 10'  
Stainless Steel or Galvanised Mild Steel

- For telescopic shoring poles, decking beam brackets, garment rails and webbing lashing assemblies.

**PLEASE NOTE** - All dimensions millimeters unless otherwise stated



[www.servicemetals.co.uk](http://www.servicemetals.co.uk)

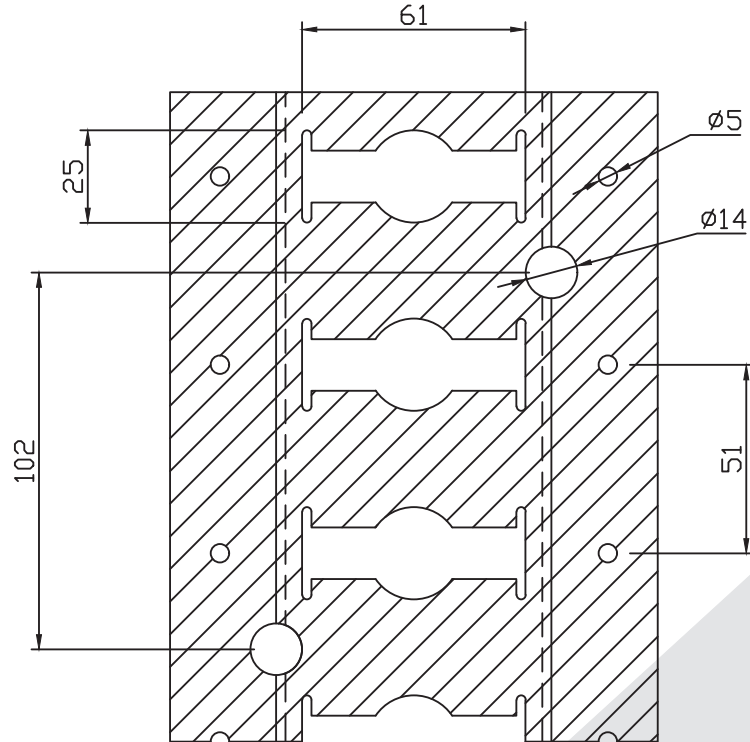
# Steel Sections

## 60025


Lengths 10'

Zinc Plated Mild Steel or Stainless Steel

- For telescopic shoring poles and webbing lashing assemblies



Scale 1:2



Scale 1:1


**PLEASE NOTE** - All dimensions millimeters unless otherwise stated



[www.servismetals.co.uk](http://www.servismetals.co.uk)

## Plywood - Phenol Coated


- Strong and durable birch plywood panels
- Great strength to weight ratio
- WISA plywood uses renewable, easy to recycle material making it a sound ecological choice.



### WISA Wire


- Universal flooring panel
- Wear resistant
- Slip resistant
- Wide range of road transport, warehouse and scaffolding applications
- Max Thickness - 30mm

Thickness	Size (mm)		Weight Kg/m <sup>2</sup>
	Width	Length	
12	1220	2440	8.2
12	1525	3050	8.2
15	1220	2440	10.2
18	1220	2500	12.2
18	1525	3050	12.2
21	1220	2500	14.3
24	1220	2500	16.3
27	1220	2500	18.4
30	1525	2500	20.4




### WISA Hexa Grip

- Decorative flooring panel
- Wear resistant
- Slip resistant
- For Road Transport and Staging applications
- Max size - 1525mm x 3660mm
- Max Thickness - 30mm



### WISA Trans

- Multi-layer laminated flooring panel
- Improved wear resistance
- Slip resistant
- For Road Transport, warehouse and staging applications.
- Max Size - 1525mm x 3660mm
- Max Thickness - 35mm



### WISA Truck Plus

- Multi-layer laminated flooring panel
- Excellent wear resistance
- Slip resistant
- Heavy duty Road Transport, warehouse and loading platform applications
- Max Size - 1220mm x 2500mm
- Max Thickness - 35mm

- More sizes produced available on request
- Contact local Service Metals branch for more information

PLEASE NOTE - All dimensions millimeters unless otherwise stated



[www.servicemetals.co.uk](http://www.servicemetals.co.uk)



# Timber Flooring

## Safodeck Laminated Hardwood Flooring - Half Lap

- Manufactured from Keruing outer and Sepetir or mixed red hardwood inner.
- Half lap edging to allow a degree of expansion without distortion.
- For truck flooring as well as commercial use.
- Imported sustainably directly from South East Asia.



Thickness	Size (mm)		Weight Kg/m
	Surface Width	Lap Width	
28	305	12.5	-

**Supplied in packs quantities of 8 lengths at 7.92m (26ft)**

## Keruing Hardwood Flooring - Half Lap

- Half lap edging ideal for trailer and truck floors.
- Wide range of sizes available.
- For a wide range of road transport applications including truck floors, grain floors and interior tie rails.



Thickness	Size (mm)		Weight Kg/m
	Surface Width	Lap Width	
22	133	12.5	2.25
28	133	12.5	2.90

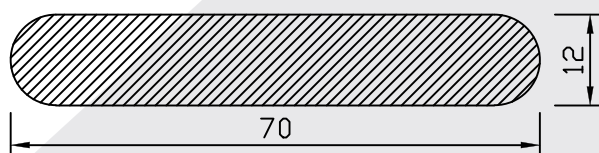
**Lengths vary - 1.8m (6') and longer**

- **Above sizes may vary.**
- **More sizes available on request.**
- **Contact local Service Metals branch for more information.**

# Timber Tie Rail

## IMTR

*Hardwood Timber Tie Rail  
5.9m Lengths*



**PLEASE NOTE** - All dimensions millimeters unless otherwise stated



[www.servicemetals.co.uk](http://www.servicemetals.co.uk)

## Polyfont PW



**Product:**

- Glass Reinforced Polyester Resin Outer
- WBP Plywood Inner
- Gelcoat RAL9010

**Options:**


- Colour impregnated exterior gelcoat
- Film protection
- Edge sealing
- Semi recessed rails in 20mm and 24mm
- Surface preparation for final topcoat

Code No.	Size (mm)			Weight kg/m <sup>2</sup>
	Thickness	Length	Width	
<b>GRP11/08</b>	11	2438	2420	8.0
<b>GRP11/10</b>	11	3048	2420	8.0
<b>GRP11/12</b>	11	3658	2420	8.0
<b>GRP11/14</b>	11	4267	2420	8.0
<b>GRP14/08</b>	14	2438	2420	10.0
<b>GRP14/10</b>	14	3048	2420	10.0
<b>GRP14/12</b>	14	3658	2420	10.0
<b>GRP14/14</b>	14	4267	2420	10.0
<b>GRP14/16</b>	14	4877	2420	10.0
<b>GRP14/20</b>	14	6096	2420	10.0
<b>GRP14/24</b>	14	7315	2420	10.0
<b>GRP17/08</b>	17	2438	2420	12.0
<b>GRP17/09</b>	17	2743	2420	12.0
<b>GRP17/10</b>	17	3048	2420	12.0
<b>GRP17/20</b>	17	6096	2420	12.0
<b>GRP17/24</b>	17	7315	2420	12.0
<b>GRP20/2.438</b>	20	2438	2420	13.5
<b>GRP20/2.743</b>	20	2743	2420	13.5
<b>GRP20/3.048</b>	20	3048	2420	13.5

- Our panels conform to the norm AFNOR NF T-57-950-1 relating to composite panels in a commercial vehicle application.
- Contact your local Service Metals Branch for more information.

# GRP Panels

## Ecofont



**Product:**


- Glass Reinforced Polyester Resin Outer
- High density PET recyclable core
- Gelcoat RAL9010 White

**Options:**

- Colour gelcoat on outer face
- Adhesive protective foil
- Dimensions on request
- Reinforced construction
- Placing of inserts on request

Thickness	Size (mm)		Weight Kg/m <sup>2</sup>
	Max. Length	Max. Width	
14	15000	2950	-
17	15000	2950	6.4
20	15000	2950	6.6
25	15000	2950	7.0
30	15000	2950	8.0
50	15000	2950	9.6

## Carbofont



**Product:**

- Glass Reinforced Polyester Resin Outer
- Polycarbonate structure in delta form
- Gelcoat RAL9010

**Options:**

- Colour gelcoat on outer face
- Plastic protection
- Cut outs as per plans


Max. Thickness	Size (mm)		Weight (Kg/m <sup>2</sup> )
	Max. Length	Max. Width	
17	14100	2820	7.7
20	14100	2820	7.9

- Above GRP panels made to order to bespoke dimensions.
- Contact your local Service Metals branch for more information.



# GRP Panels

## Plastifont Z



**Product:**

- Glass Reinforced Polyester Resin Outer
- Polyurethane foam (density 40kg/m<sup>3</sup> or 50kg/m<sup>3</sup>)
- Gelcoat RAL9010


**Options:**

- Colour impregnated exterior gelcoat
- Film protection
- Peripheral Rebates
- Inserts and cut outs as per plans

Size (mm)		Weight Kg/m <sup>2</sup>
Max. Thickness	Max. Length	
25	14000	6.7
30	14000	6.9
40	14000	7.4
50	14000	7.5
80	14000	8.7
100	14000	9.5

- Above GRP panels made to order to bespoke dimensions.
- Contact your local Service Metals branch for more information.

## 4.0mm Elycold Lite



**Product:**

- Utlrelite laminate
- Gelcoat resistant to UV and to chemical agents
- Gelcoat standard white


**Options:**

- Available in different colours

Thickness	mm	4.00
Glass Reinforcement	g/m <sup>2</sup>	1350
Density	g/cm <sup>3</sup>	1.2
Weight	kg/m <sup>2</sup>	4.80
Glass Content	%	28.1
Hardness	Barcol	35/40
Water Absortion	%	≥1.0
Styrene Content	%	≥1.0

**Thermal Expansion Coefficient 25-29 (10<sup>-6</sup>/°k) (10at -6)**

# Door Blanks



## Aluminium / Aluminium

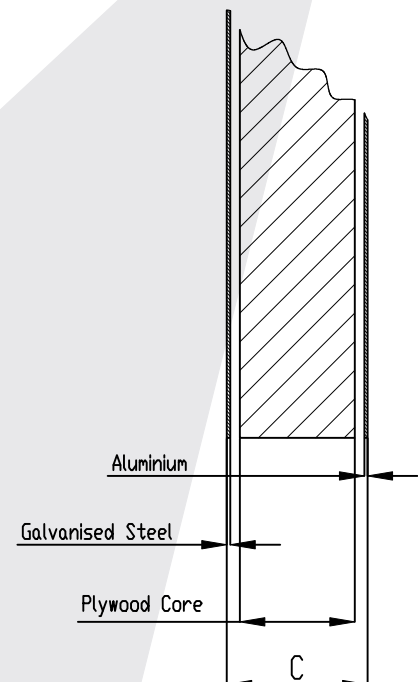
Code No.	A		B		C mm	Weight Kg
	meters	feet	meters	feet		
<b>DB01</b>	2.44	8	1.22	4	19.12*	45.00
<b>DB03</b>	2.74	9	1.22	4	19.12*	50.00
<b>DB05</b>	3.05	10	1.22	4	19.12*	61.00
<b>DB07</b>	3.35	11	1.22	4	19.12*	-
<b>DB09</b>	3.66	12	1.22	4	19.12*	-

\* - 18mm plywood core plus 2 sheets of 0.50mm Aluminium outer skin.

## Aluminium / Galvanised Steel

Code No.	A		B		C mm	Weight Kg
	meters	feet	meters	feet		
<b>DB02</b>	2.44	8	1.22	4	19.06*	53.00
<b>DB04</b>	2.74	9	1.22	4	19.06*	61.00
<b>DB06</b>	3.05	10	1.22	4	19.06*	69.00
<b>DB08</b>	3.35	11	1.22	4	19.06*	-
<b>DB10</b>	3.66	12	1.22	4	19.06*	-

\* - 18mm plywood core plus 1 sheet of 0.50mm Aluminium and 1 sheet of 0.56mm galvanised steel outer skin.



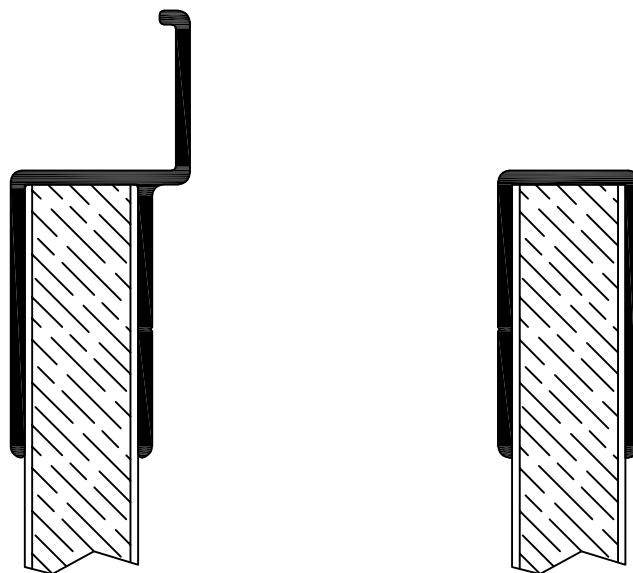
- Non-standard sizes available.
- Door Blanks also available in GRP faced plywood or phenol face.
- Cappings and Rubber Seal available.

**PLEASE NOTE** - All sections are Aluminium unless otherwise stated.  
- All dimensions millimeters unless otherwise stated.



[www.servicemetals.co.uk](http://www.servicemetals.co.uk)

# Door Blank & GRP Panel Cappings



Section No. (Lipped)	Weight kg/m	To Accept	Section No. (Plain)	Weight kg/m
<b>C25L</b>	.700	<b>24mm</b>	<b>C25P</b>	.532
<b>C124</b>	.873	<b>21mm</b>	<b>C125</b>	.676
<b>C88</b>	.616	<b>20mm</b>	<b>C87</b>	.475
<b>C143</b>	.690	<b>19mm</b>	<b>C142</b>	.530
<b>C86</b>	.670	<b>17mm</b>	<b>C85</b>	.510
<b>C83</b>	.650	<b>14mm</b>	<b>C84</b>	.490
<b>C81</b>	.620	<b>11mm</b>	<b>C82</b>	.470

*Standard tolerance for internal channel dimension +/- 0.5mm*

**For more capping sections refer to:**

- **Floor Planks Cappings**
- **Dropside and Hollow Plank Cappings**



## **RDS2**

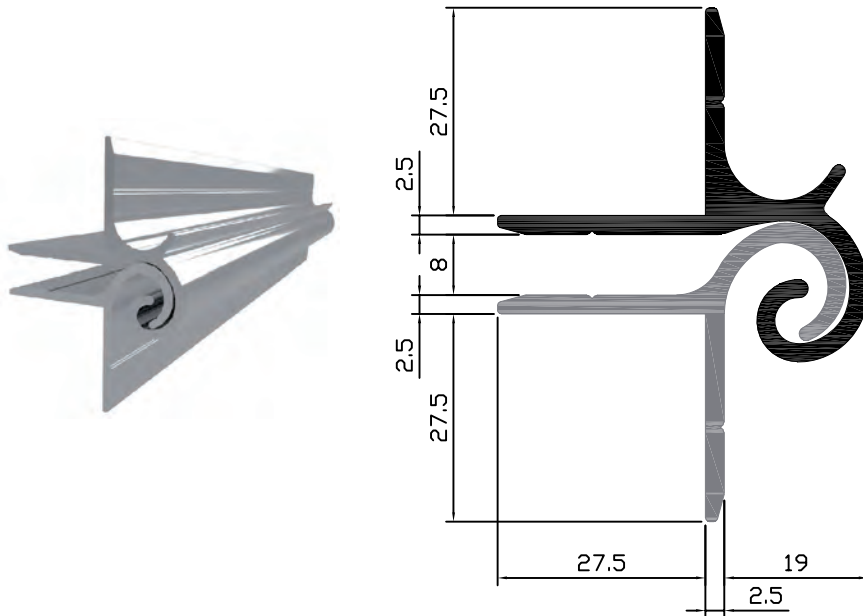
*Rubber Door Seal c/w  
PVC Carrier to Suit  
19mm Door Blanks*

**PLEASE NOTE - All sections are Aluminium unless otherwise stated.  
- All dimensions millimeters unless otherwise stated.**



[www.servicemetals.co.uk](http://www.servicemetals.co.uk)

# Continuous Hinge




## TFE

Top Flap Extrusion  
(Anodised Aluminium Profile)  
Supplied in 5000mm long lengths.

## BFE

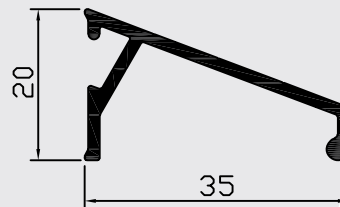
Bottom Flap Extrusion  
(Anodised Aluminium Profile)  
Supplied in 5000mm long lengths.



# Continuous Hinge

## WS1

0.271 Kg/m  
Anodised Natural Silver AA25.



**PLEASE NOTE** - All sections are Aluminium unless otherwise stated.  
- All dimensions millimeters unless otherwise stated.



[www.servicemetals.co.uk](http://www.servicemetals.co.uk)

# Roller Shutters

Service Metals shutter types we offer:

- Roller shutters.
- Overhead shutters.
- Roof type shutter.
- Double skin lath available.

## Shutter Curtain:

Service Metals Alloy curtain consists of extruded 6063 (HE9) alloy profiles complete with an inbuilt hinge, for efficient operation, 50mm lath with a smooth flat face which accommodates a wide range of finishes.

## Bottom Rail:

Extruded 6063 (HE9) alloy - "flat face" design, for enhanced appearance one piece bottom rail, incorporating "inbuilt" finger rail, this reduces installation time. Bottom seal is supplied as standard.

## Optional Additional finger Rail:

Extruded 6063 (HE9) alloy lath type finger rail - which can be positioned anywhere in the curtain. Ideal for shutters where Bottom Rail is positioned at floor level i.e. demountable "pods".

## Lock Options:

Hasp & Staple, Push Button security Lock, 2 Way Rod Lock with either 'L' Handle 'T' Handle Thumb Lock or Key Only Lock.

## Finishes:

Mill Finish and Anodised Finish available. we also have in-house Powder Coating facilities, therefore reducing lead times, when time is crucial to getting your vehicle back on the road.



## Cab Box:

- A fully manufactured behind the Cab Tool Box for 3.5 tonne vehicles.
- Complete with fitted roller shutters, the box is ready to attach to the chassis.

## Options:

- Roller shutter locks
- Internal shelves, partitions etc



- Contact Service Metals Paint & Fabrication Ltd or Service Metals North for more information.
- Further product information and fitting instructions available on Service Metals website.

[www.servicemetals.co.uk](http://www.servicemetals.co.uk)





# Powder Coating

## *INTRODUCING OUR FULLY AUTOMATED PRE-TREATMENT AND POWDER COATING LINE*


- Qualicoated Approved pre-treatment chemicals used as standard.
- Can accommodate lengths up to 15 metres.
- Group transport option to enable faster turnaround.

*We have installed a fully automated prewash and powder coating oven at our Service Metals Painting and Fabrication Ltd premises in Oldham, greater Manchester and is fully operational. For more flexibility we can Powder Coat smaller sections using our 6.5 meter Oven.*

Powder coating gives a smooth, tough and resilient coating. It is also an environmentally friendly method of painting.

We stock many colours and finishes and we can match virtually any colours required.

**The choice of colours and finishes are almost limitless.**



For more information about this service please call  
Service Metals Painting & Fabrication Ltd on **0161 804 3489**  
or visit [www.servicemetals.co.uk](http://www.servicemetals.co.uk)

[www.servicemetals.co.uk](http://www.servicemetals.co.uk)



# Bespoke Customer Special Extrusions

- **Stockholding of bespoke customer special extrusions**
- **Single extrusion or full suite tailored package**
- **Pre-finished: cut / drilled / machined / thermal break**
- **Surface finishes: anodised / powder coated**
- **Extrusion design assistance**
- **CAD drawing service from sketch or sample**
- **3D Printed prototype models for design confidence**

*Service Metals have the resources and expertise to deliver extrusions that meet our customers' specifications and needs. The initial tooling costs are surprisingly small, with huge manufacturing cost benefits to be gained.*


*Special extrusions allow for complex features such as screw ports, strengthening ribs, sleeving, corner cleats, decorative features, sections which snap together or combine integral hinges. The possibilities are endless, all designed to simplify assembly and reduce manufacturing time scales.*

*For further information please contact your local Service Metals branch.*



[www.servicemetals.co.uk](http://www.servicemetals.co.uk)

# Bespoke Customer Special Extrusions



[www.servicemetals.co.uk](http://www.servicemetals.co.uk)


# 3D Printing

---


At Service Metals we offer a 3D Printing service.

We have in-house facilities plus access to technologies with a wide range of capabilities.

From prototyping to approve new extrusion profiles, to small batch runs of 3D Printed parts.



The possibilities from 3D Printing are endless.



Enhance your design confidence before committing to tooling.

Get in touch with your local Service Metals branch to see how we can help.



[www.servicemetals.co.uk](http://www.servicemetals.co.uk)

# Notes

---



[www.servicemetals.co.uk](http://www.servicemetals.co.uk)

# Notes

---



[www.servicemetals.co.uk](http://www.servicemetals.co.uk)

## TERMS AND CONDITIONS OF SALE

1. **ACCEPTANCE OF ORDER AND EXPIRY DATE.** Orders are accepted only upon and subject to Seller's Conditions of Sale as printed herein. Unless expressly accepted in writing by Seller any qualification of these conditions by Buyer in any written or printed document or otherwise shall be inapplicable. Unless previously withdrawn Seller's quotation expires twenty-one days after the date thereof. No binding contract shall be created by the acceptance on the part of Buyer of a quotation or offer made by Seller until written notice of acceptance of the order shall have been given by Seller.
2. **DELIVERY.** Any despatch or delivery date is given by seller in good faith but is not guaranteed. The Buyer shall have no rights to damages or to cancel the order if delivery is affected within reasonable time of the due date.
3. **RETENTION OF TITLE**
  - 3.1 Until payment by the Customer of all monies payable by the Customer to the Seller under this or any other contract the property in the Goods or any part of them will not pass to the Customer but shall remain with the Seller.
  - 3.2 Until the property has so passed the Customer shall hold the Goods as bailee and will at its own expense keep the Goods safe and insured against customary commercial risks and shall keep them separately stored in a readily identifiable state.
  - 3.3 Until the property in the Goods has so passed the Customer shall return the Goods to the Seller on demand and the Seller shall without prejudice to any other rights be entitled to go upon the property of the Customer and re-passes and remove the Goods.
  - 3.4 The Customer shall be at liberty to sell the Goods in the ordinary course of business. The proceeds of any such sale and the benefit of any contract of sale shall be the property of and held in trust for the Seller absolutely.
4. **RISK.** Risk in the goods shall pass to Buyer on delivery and Buyer should accordingly insure the same to the full value thereof against loss or damage. Where goods are sold f.o.b the risk shall pass to Buyer immediately the goods are placed on board ship and Seller shall be under no obligation to give Buyer the notice specified in Section 32(3) of the Sale of Goods act 1993.
5. **WARRANTY.**
  - (a) Any goods found within two months of despatch.
  - (i) Not to correspond with the description of the goods in this contract or with the sample (if any) or
  - (ii) To be defective in materials or workmanship.will be replaced with goods conforming to or repaired so as to conform to the contract free of charge provided that no alteration has been made to such goods after despatch by Seller and provided the goods have been used with due care, properly stored and maintained, have not been subjected to excessive load or use, where suited to the function being performed, and were properly installed. Seller's obligation under this provision shall apply mutatis to any goods replaced and any work or repair carried out in accordance with this provision. Seller may where customary in the trade and in lieu of replacing or repairing the goods as aforesaid refund Buyer with any amount which Buyer has actually paid in respect of the goods. In all cases Seller shall be entitled to inspect the goods before fulfilling its obligations hereunder.
  - (b) The performance by Seller of the terms contained in paragraph (a) of Condition 5 shall be the total liability of Seller hereunder and no liability shall attach to Seller for any direct or indirect costs damages or expenses.
  - (c) The implied terms contained in Section 14 of the Sale of Goods act 1893, as amended are expressly excluded from this contract and the implied terms contained in Section 12, 13 and 15 of the Sale of Goods Act 1893, as amended, are expressly excluded from this contract whenever these Terms and Conditions of Sale form part of a "contract for the international sale of goods" as defined in Section 7 of the Supply of Goods (Implied Terms) Act 1973.
  - (d) If any statement or representation upon which Buyer relies has been made to Buyer, other than in the documents enclosed with Seller's quotation or offer, Buyer must set out or identify that statement or representation in writing, in which case seller may clarify the point and submit a new quotation or offer.
6. **CLAIMS FOR DAMAGE, SHORTAGE OR LOSS.**
  - (a) No claim for damage in transit, shortage of delivery or loss of goods will be entertained unless:
    - (i) In the case of damage in transit or shortage of delivery a separate notice in writing is given to the Carrier concerned and to Seller within three days of the receipt of goods and this is followed by a complete claim in writing despatched to Carrier and Seller within five days of receipt of goods.
    - (ii) In the case of loss of goods consigned to a destination outside the United Kingdom, written notice is given to the Carrier concerned and to Seller within seven days of the date of despatch, and
    - (iii) In the case of loss of goods consigned to a destination outside the United Kingdom, written notice is despatched to the carrier concerned and to Seller within ten days of the expected date of arrival.
  - (b) Where goods are accepted from the Carrier concerned without being checked, the delivery book of the Carrier must be signed "not examined".
  - (c) Damaged goods in respect of which any claim is made shall be preserved intact as delivered for a period of fourteen days from notification of the claim if located inside the United Kingdom and for a period of forty five days from such notification if located outside the United Kingdom, within which time Seller and the Carrier shall have the right to inspect the goods and to attend at the premises of Buyer and its agents to investigate the complaint. Any breach of this Condition shall disentitle Buyer to any allowance in respect of the claim.
7. **INDEMNITY.** Buyer shall indemnify Seller against all damages, penalties, costs and expenses to which Seller may become liable as a result of work done in accordance with Buyer's specification or instruction which involves the infringement of any letter patent, registered design copyright or other industrial property right.
8. **PRICE.**
  - (a) All prices, including discounts and allowances, quoted by Seller are provisional only and shall be subject to change without notice.
  - (b) All such prices cover only such goods and work as are specified on the front of this document.
  - (c) All such prices include standard home or export packing, as the case may be, unless otherwise agreed.
  - (d) The price payable by Buyer under this contract shall be that ruling on the date of despatch to or the order of Buyer or the date of collection by or on behalf of Buyer from the premises of Seller or any other place in the United Kingdom from which such despatch or collection is made. If portions of the goods are despatched or collected on different dates the price payable for each portion shall be that ruling on the date of its despatch or collection.
9. **CREDIT TERMS.**
  - (a) Subject to Seller being satisfied with any trade references it may wish to take up and to any agreement in writing made to the contrary, payment shall be made within 30 days from the date of despatch. For the purpose of this paragraph the date of despatch shall be deemed to be the date of Seller's invoice. Unless otherwise agreed in writing payment shall be made to seller on or before the date due without deduction of any kind whatsoever. Should default be made by Buyer in paying any sum due under any contract as and when it becomes due, or should Buyer be in breach in any respect of the contract entered into, Seller shall have the right, with or without notice, at the discretion of Seller, either to suspend all further deliveries until the default be made good, or to terminate any contract then subsisting so far as any further goods remain to be delivered without prejudice to any claim of right Seller might otherwise make or exercise.
  - (b) If there is any amount remaining unpaid to seller after the date when it became due, Seller may charge interest thereon during the period that the said amount remains unpaid at the rate of 3% per annum above the relevant Base Rate(s) of Lloyds Bank Plc prevailing during such period and such interest shall be added to the amount due from Buyer to Seller and calculated on a daily basis.
10. **THE LATE PAYMENT OF COMMERCIAL DEBTS (INTEREST) ACT 1998.** We may exercise our statutory right to increase interest under the Late Payment of Commercial Debts (Interest) Act 1998 if we are not paid according to our agreed terms. We have the right to claim interest on all commercial and public sector debts incurred under contracts made after 1st November 2002. We may charge interest on unpaid bills at 8% above the Bank of England base rate, from one month after delivery of our bill, together with a recovery charge.
11. **DETERMINATION OF CONTRACT.** If Buyer shall make default in or commit a breach of this contract or any other of its obligations to Seller, or if any distress or execution shall be levied upon Buyer's property or assets, or if Buyer shall make or offer to make any arrangement or composition with creditors, or commit any act of bankruptcy or if any petition or receiving order in bankruptcy shall be presented or made against him, or if Buyer shall be a limited company and any resolution or petition to wind up such company's business (other than for the purpose of amalgamation or reconstruction) shall be passed or presented, or if a receiver of such company's undertaking, property of assets or any part thereof shall be appointed, or if the business of Buyer is closed by executive or judicial authorities, Seller shall have the right forthwith to determine any contract then subsisting and upon written notice of such determination being posted by it to Buyer's last known address any subsisting contracts shall be deemed to have been determined without prejudice to any claim or right which Seller might make or exercise.
12. **FORCE MAJEURE.** Neither Buyer nor Seller shall be under any liability for any delay loss or damage caused wholly or in part by act of God governmental restrictions conditions or control or by reason of any act done or not done pursuant to a trade dispute whether such dispute involves its servants or not or by reason of any act matter or thing beyond its reasonable control.
13. **BUYER'S SPECIFICATION.**
  - (a) Where the goods are to be supplied to any specification of Buyer, Buyer shall make such specification available to seller in such time as is reasonable to enable Seller to despatch the goods hereunder.
  - (b) Should any material or parts specified or required by Buyer hereunder be unavailable for the timely satisfaction of Buyer's order Seller's obligation to complete performance shall upon notification posted to Buyer be suspended until such time as the unavailable materials or parts become available, and any necessary adjustment to the price made by Seller shall be accepted by Buyer.
14. **TESTS.** If Buyer requires the goods to be subjected to any test or inspection other than Seller's usual or routine test or inspection, such test or inspection shall be carried out at Buyer's expense and at a place and time convenient to seller. If Buyer does not attend such test or inspection, Seller shall make it in accordance with the terms notified to it or deemed by it to be applicable or suitable and Buyer shall be deemed to have accepted the result.
15. **DIES AND TOOLS.** Dies and tools are the property of Seller. Unless otherwise confirmed in writing by Seller, the price includes a proportion of the cost of dies and tools. If Buyer fails to take delivery in accordance with this contract Seller shall be entitled at its sole discretion to vary the proportion of the cost of such dies and tools in the price and to adjust the price accordingly without prejudice to any claim or right which Seller might otherwise make or exercise.
16. **QUANTITY TOLERANCE.** Unless otherwise stated on the front of this document, Seller shall have the right to supply up to 10% more or less than the quantity of goods ordered.
17. **PACKING.** Unless otherwise agreed in writing, all packing, whether charged separately or not, is non-returnable.
18. **LAW OF CONTRACT.** This contract shall be governed by English Law.





ALUMINIUM PROFILES  
STEEL PROFILES  
SPECIAL EXTRUSIONS  
GRP PANELS  
TRUCK ROOFS  
ROLLER SHUTTERS  
BESPOKE BODY KITS  
ENGINEERING  
UPM FLOORING  
FABRICATION  
POWDER COATING  
PLASTIC TOOL BOXES

[WWW.SERVICEMETALS.CO.UK](http://WWW.SERVICEMETALS.CO.UK)



SEERVICES  
METALS