




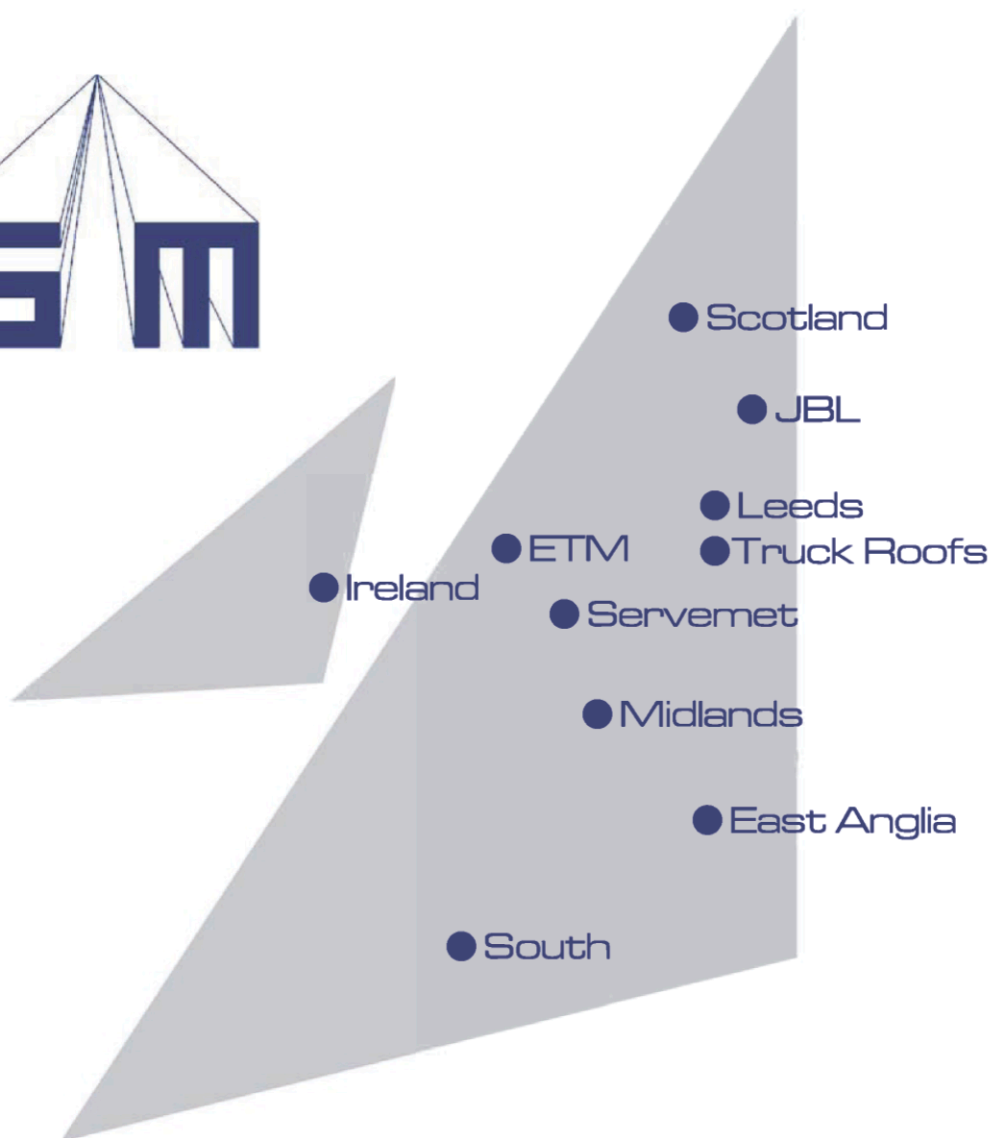
the service metals group

ROAD TRANSPORT CATALOGUE

VERSION 5



THE SERVICE METALS GROUP



Service Metals (Leeds)

Howley Park Industrial Estate,
Howley Park Road East,
Morley,
Leeds LS27 0BN
Tel. 0113 252 6611
Fax: 0113 238 3413
leadssales@servicemetals.co.uk

Service Metals (Midlands)

Unit 2 Diglake Close
Jamage Ind. Estate,
Talke, Newcastle-under-Lyme,
Staffordshire ST7 1XW
Tel. 01782 794 530
Fax: 01782 794 531
midlandssales@servicemetals.co.uk

Service Metals (North)

12 Tollpark Place,
Wardpark Industrial Estate,
Cumbemauld,
Glasgow G68 0LN
Tel. 01236 453 444
Fax: 01236 453 555
northsales@servicemetals.co.uk

Service Metals (East Anglia)

Bay 4 Springwood Drive
Springwood Industrial Estate
Braintree,
Essex CM7 2YN
Tel. 01376 322 795
Fax: 01376 322 804
easales@servicemetals.co.uk

Service Metals (South)

Red Shute Hill,
Hermitage,
Newbury,
Berkshire RG18 9QX
Tel. 01635 201 811
Fax: 01635 201 894
southsales@servicemetals.co.uk

Service Metals (Ireland)

Unit 1A
Cookstown Ind. Estate,
Tallaght,
Dublin 24, Ireland
Tel. 00353 1420 3011
Fax: 00353 1420 3013
irelandssales@servicemetals.co.uk

Truck Roofs

Howley Park Industrial Estate,
Howley Park Road East,
Morley,
Leeds LS27 0BN
Tel. 0113 252 6511
Fax: 0113 253 1548
truckroofsales@servicemetals.co.uk

JB Components

Heworth House,
William Street,
Felling,
Gateshead NE10 0JP
Tel. 0191 417 7854
Fax: 0191 469 7763
sales@jblgateshead.co.uk

Servemet (NW)

Unit D Westwood Ind. Estate,
Arkwright Street,
Chadderton, Oldham
Greater Manchester OL9 9LZ
Tel. 0161 626 4145
Fax: 0161 626 4146
servemetsales@servemet.co.uk

Euro Transport Manufacturing

Unit F2 Westwood Ind. Estate,
Arkwright Street,
Chadderton, Oldham
Greater Manchester OL9 9LZ
Tel. 0161 804 3489
etmsales@servicemetals.co.uk



Service Metals



@ServiceMetals



Service Metals

The Service Metals Group



www.servicemetals.co.uk

The Service Metals Group incorporating **Truck Roofs** is the largest independent stockist of Aluminium sheet and extrusion to the commercial vehicle and general engineering industries in Europe.

Established in 1976 the Service Metals group is recognised as the market leader in it's field.

All of our companies run their own fleet of vehicles ensuring a speedy and reliable delivery service throughout the UK and Ireland.

In line with our company policy of continuous improvement and product range development, we are pleased to present our latest catalogue. This details regular established items, together with new additional products developed to meet today's industrial needs.

Please Note:

1. Over the years various Aluminium Stockists have followed our numbering system for Road Transport Sections, but have not always copied our shapes exactly. To avoid errors, please always refer to our catalogue when ordering to our numbers.
2. Service Metals reserves the right to modify the specification and forms of the extrusions illustrated in this catalogue. Whilst all possible care has been taken to ensure the information illustrated is as accurate as possible, discrepancies may occur.
3. All weights shown in this catalogue are for guidance use only. They are calculated using nominal dimensions and scientifically proven densities. Please note, weights may vary in reality from shown weights due to manufacturing and material variances.



Contents

A		M	
Alloy Specifications	3	Miscellaneous Tube	15
Assembly Index	86	Mouldings	23
B		Mud Flaps	107
Bespoke Special Extrusions	128	P	
C		Patterned Sheet	20
Cant Rails	56	Plain Sheet	18
Capping Pillars	70	Powder Coating	127
Carrier Systems	108	R	
Castings	75	Rectangular Hollow Sections	17
Channels	6	Rearbearers	27
Coil	19	Roller Shutters	126
Corner Pillars	63	Round Bars	12
Crossbearers & Runners	25	Round Tubes	14
Curtainsider Accessories	88	Rub Rails	47
Curtainsider System	89	S	
Curtain Track	71	Shate	22
D		Side Guard Components	102
Door Blanks	124	Side Raves	28
Door Blank & GRP Cappings	125	Side Rave Lashing Ring	38
Dropside Hinges	96	Sliding Door Track	74
Dropside Pillars	97	Square Bars	13
Dropside System	99	Square Hollow Sections	16
E		Steel Sections	109
Equal Angles	4	T	
F		Tee Sections	8
Fabricated Truck Roofs	90	Timber Flooring	119
Fibreglass Roof Sheet	91	Timber Tie Rail	120
Flat Bars	9	Tipper Pillars	100
Floor Planks	39	Tipper Systems	101
G		Tool Boxes	107
GRP Panels	121	Top Hats	41
Guillotining	22	Type Approved Side Guard Kits	106
Gussets	40	U	
H		Unequal Angles	5
Hollow Planks	92	Under Run Bar System	106
Hollow Plank Cappings	96	V	
Hose Tray	48	Van Clip	51
I		V Groove Side Raves	36
I Beams	7	W	
K		Walking Floor Trailer Components	52
Kick Strips	45	Welded Tipper Sections	49
L		Z	
Livestock Sections	48	Zeds	44



Aluminium Alloy Specifications

Alloy	Temper	0.2% Proof Stress (MPa)	Tensile Strength (MPa)	Shear Strength (MPa)	Elongation A5 (%)	Hardness Vickers (HV)
1050A	O	35	80	50	42	20
	H12	85	100	60	12	30
	H14	105	115	70	10	36
	H16	120	130	80	7	-
	H18	140	150	85	6	44
2011	T3	290	365	220	15	100
	T6	300	395	235	12	115
2014	T4	275	430	260	18	120
	T6	425	485	290	12	150
3003	O	50	110	75	29	29
	H14	145	160	95	9	46
3103	O	45	105	70	29	29
	H14	140	155	90	9	46
5005	H14	145	160	95	12	46
5083	O/H111	145	300	175	23	75
	H32	240	330	185	17	95
5251	O	80	180	115	26	46
	H22	165	210	125	14	65
	H24	190	230	135	13	70
	H26	215	255	145	9	75
5454	O	110	235	150	25	60
	H22	205	265	160	15	80
	H24	235	290	175	14	85
	H26	260	315	190	10	90
5754	O	100	215	140	25	55
	H22	185	245	150	15	75
	H24	215	270	160	14	80
	H26	245	290	170	10	85
6005A	T4	110	210	-	16	-
	T5	240	270	-	13	-
	T6	262	285	175	12	95
6063	T4	90	160	110	21	50
	T5	175	215	135	14	65
	T6	210	245	150	14	80
6082	T4	170	260	170	19	75
	T5	275	325	195	11	95
	T6	310	340	210	11	100

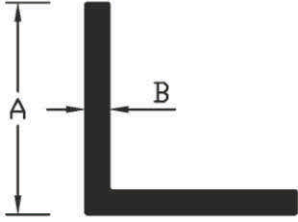
Please contact our sales office for information regarding available specifications.

Please Note (i)
Information shown above is for description purposes only and does not represent warranty or guarantee regardless of accuracy



Please Note (ii)
Alloys / tempers shown are not all readily available. Supplied materials may incorporate alloys / tempers that are not listed above.

Equal Angles



Code No.	Imperial Sizes (inches)		Weight kg/m	Metric Sizes (mm)	
	A	B		A	B
A01	3/8	1/16	.076	9.5	1.6
A02	1/2	1/16	.103	12.7	1.6
A03		1/8	.190		3.2
A04	5/8	1/16	.128	15.9	1.6
A05		1/8	.246		3.2
A06	3/4	1/16	.156	19.0	1.6
A07		1/8	.301		3.2
A08	7/8	1/16	.183	22.2	1.6
A09		1/8	.350		3.2
A10	1	1/16	.213	25.4	1.6
A11		1/8	.411		3.2
A12		3/16	.597		4.8
A13		1/4	.768		6.4
A15	1 1/4	1/16	.265	31.8	1.6
A16		1/8	.519		3.2
A17		3/16	.756		4.8
A18		1/4	.984		6.4
A19	1 3/8	1/8	.545	34.9	3.2
A20	1 1/2	1/16	.329	38.1	1.6
A21		1/8	.628		3.2
A22		3/16	.921		4.8
A23		1/4	1.204		6.4
A24	1 3/4	1/8	.737	44.5	3.2
A25		1/4	1.421		6.4
A26	2	1/16	.430	50.8	1.6
A27		1/8	.847		3.2
A28		3/16	1.247		4.8
A29		1/4	1.64		6.4
A30		3/8	2.36		9.5
A31		2 1/2	1/8		1.066
A32	3/16		1.662	4.8	
A33	1/4		2.078	6.4	
A34	3/8		3.063	9.5	
A35	3	1/8	1.284	76.2	3.2
A36		3/16	1.907		4.8
A37		1/4	2.515		6.4
A38		3/8	3.728		9.5
A39	4	1/8	1.683	101.6	3.2
A40		1/4	3.500		6.4
A41		3/8	5.250		9.5
A42		1/2	6.620		12.7
A43	6	1/2	10.151	152.4	12.7

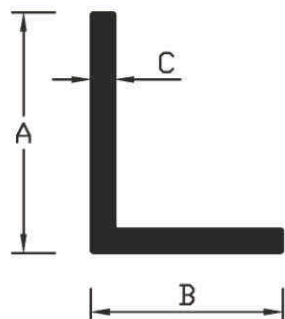
If the size you require is not listed, please contact us as our stock range is constantly being increased.

**PLEASE NOTE - All sections are Aluminium unless otherwise stated.
- All dimensions millimeters unless otherwise stated.**



www.servicemetals.co.uk

Unequal Angles



Code No.	Imperial Sizes (inches)			Weight kg/m	Metric Sizes (mm)				
	A	B	C		A	B	C		
A50	3/4	3/8	1/16	.106	19.0	9.5	1.6		
A51		1/2	1/16	.129		12.7	1.6		
A52		1/2	1/8	.246		12.7	3.2		
A53	1	1/2	1/16	.156	25.4	12.7	1.6		
A54		1/2	1/8	.302		12.7	3.2		
A55		5/8	1/8	.327		15.9	3.2		
A56		3/4	1/16	.189		19.0	1.6		
A57		3/4	1/8	.356		19.0	3.2		
A58		1 1/4	1/2	1/8		.356	31.8	12.7	3.2
A59			3/4	1/8		.409		19.0	3.2
A60	1		1/8	.464	25.4	3.2			
A61	1 1/2	1/2	1/8	.409	38.1	12.7	3.2		
A62		3/4	1/8	.464		19.0	3.2		
A63		1	1/16	.265		25.4	1.6		
A64		1	1/8	.513		25.4	3.2		
A65		1	3/16	.760		25.4	4.8		
A66		1 3/4	3/4	1/8		.530	44.5	19.0	3.2
A67	7/8		1/8	.546	22.2	3.2			
A68	1		1/8	.574	25.4	3.2			
A69	2	1/2	1/8	.518	50.8	12.7	3.2		
A70		3/4	1/8	.574		19.0	3.2		
A71		1	1/8	.628		25.4	3.2		
A72		1	3/16	.918		25.4	4.8		
A73		1	1/4	1.202		25.4	6.4		
A74		1 1/4	1/8	.670		31.8	3.2		
A75		1 1/2	1/8	.738		38.1	3.2		
A76		1 1/2	3/16	1.083		38.1	4.8		
A77		1 1/2	1/4	1.426		38.1	6.4		
A78		2 1/4	1 1/4	1/8		.738	57.2	31.8	3.2
A79	2 1/2	1	1/8	.738	63.5	25.4	3.2		
A80		1 1/2	1/8	.851		38.1	3.2		
A81		1 1/2	3/16	1.249		38.1	4.8		
A82		1 1/2	1/4	1.640		38.1	6.4		
A83		2	3/16	1.477		50.8	4.8		
A84		2	1/4	1.905		50.8	6.4		
A85		3	1	1/8		.847	76.2	25.4	3.2
A86	1		1/4	1.654	25.4	6.4			
A87	1 1/2		1/8	.955	38.1	3.2			
A88	1 1/2		1/4	1.860	38.1	6.4			
A89	2		1/8	1.066	50.8	3.2			
A90	2		3/16	1.610	50.8	4.8			
A91	2		1/4	2.078	50.8	6.4			
A92	4		1	1/8	1.066	101.6		25.4	3.2
A93			2	1/8	1.282			50.8	3.2
A94		2	1/4	2.515	50.8		6.4		
A95		3	1/4	2.993	76.2		6.4		
A96		3	3/8	4.404	76.2		9.5		
A97	6	3	1/4	3.800	152.4	76.2	6.4		
A98		3	3/8	5.724		76.2	9.5		

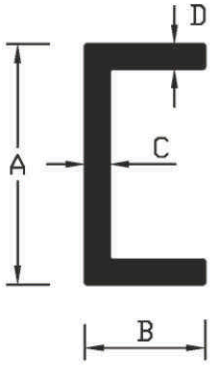
If the size you require is not listed, please contact us as our stock range is constantly being increased.

PLEASE NOTE - All sections are Aluminium unless otherwise stated.
- All dimensions millimeters unless otherwise stated.



www.servicemetals.co.uk

Channels



Code No.	Imperial Sizes (inches)				Weight kg/m	Metric Sizes (mm)					
	A	B	C	D		A	B	C	D		
CH01	1/4	3/8	0.050	0.050	.070	6.4	9.5	1.3	1.3		
CH02	3/8	3/8	1/16	1/16	.110	9.5	9.5	1.6	1.6		
CH03	1/2	1/2	1/16	1/16	.147	12.7	12.7	1.6	1.6		
CH04		1/2	1/8	1/8	.272		12.7	3.2	3.2		
CH05		5/8	1/8	1/8	.340		15.9	3.2	3.2		
CH06	5/8	5/8	1/16	1/16	.196	15.9	15.9	1.6	1.6		
CH07		5/8	1/8	1/8	.351		15.9	3.2	3.2		
CH08		3/4	1/2	1/16	1/16		.201	19.0	12.7	1.6	1.6
CH09	3/4	1/2	1/8	1/8	.327	19.0	12.7	3.2	3.2		
CH10		3/4	1/16	1/16	.239		19.0	1.6	1.6		
CH11		3/4	1/8	1/8	.438		19.0	3.2	3.2		
CH12		7/8	7/8	1/8	1/8		.509	22.2	22.2	3.2	3.2
CH13	1	1/2	1/8	1/8	.381	25.4	12.7	3.2	3.2		
CH14		3/4	1/8	1/8	.491		19.0	3.2	3.2		
CH15		1	1/8	1/8	.603		25.4	3.2	3.2		
CH16		1 1/2	1/8	1/8	.850		38.1	3.2	3.2		
CH17		2	1/8	1/8	1.016		50.8	3.2	3.2		
CH18		1 1/8	3/4	1/8	1/8		.519	28.6	19.0	3.2	3.2
CH19			1	1/8	1/8		.628		25.4	3.2	3.2
CH20	1 1/4	1/2	1/8	1/8	.438	31.8	12.7	3.2	3.2		
CH21		3/4	1/8	1/8	.548		19.0	3.2	3.2		
CH22		1	1/8	1/8	.689		25.4	3.2	3.2		
CH23		1 1/4	1/8	1/8	.765		31.8	3.2	3.2		
CH24		1 1/4	3/16	3/16	1.108		31.8	4.8	4.8		
CH25		1 3/8	1	1/8	1/8		.683	34.9	25.4	3.2	3.2
CH26	1 1/2	3/4	1/8	1/8	.600	38.1	19.0	3.2	3.2		
CH27		1	1/8	1/8	.710		25.4	3.2	3.2		
CH28		1 1/2	1/8	1/8	.929		38.1	3.2	3.2		
CH29		1 1/2	3/16	3/16	1.470		38.1	4.8	4.8		
CH30		1 3/4	1	1/8	1/8		.765	44.5	25.4	3.2	3.2
CH31	2	1/2	1/8	1/8	.620	50.8	12.7	3.2	3.2		
CH32		1	1/8	1/8	.821		25.4	3.2	3.2		
CH33		1	3/16	3/16	1.186		25.4	4.8	4.8		
CH34		1	1/4	1/4	1.531		25.4	6.4	6.4		
CH35		1 1/2	1/8	1/8	1.034		38.1	3.2	3.2		
CH36		1 1/2	1/4	1/4	1.969		38.1	6.4	6.4		
CH37		2	1/8	1/8	1.256		50.8	3.2	3.2		
CH38		2	1/4	1/4	2.406		50.8	6.4	6.4		
CH39		2 1/4	1 1/4	3/16	3/16		1.432	57.2	31.8	4.8	4.8
CH40		2 1/2	1	1/8	1/8		.929	63.5	25.4	3.2	3.2
CH41	1 1/2		3/16	3/16	1.801	38.1	4.8		4.8		

If the size you require is not listed, please contact us as our stock range is constantly being increased.

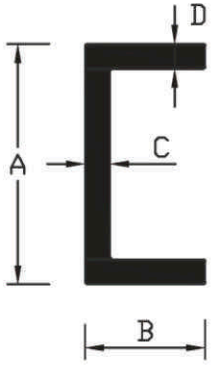
*Denotes radius root

PLEASE NOTE - All sections are Aluminium unless otherwise stated.
- All dimensions millimeters unless otherwise stated.



www.servicemetals.co.uk

Channels

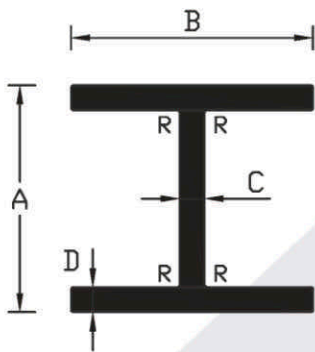


Code No.	Imperial Sizes (inches)				Weight kg/m	Metric Sizes (mm)			
	A	B	C	D		A	B	C	D
CH42	3	1 1/2	1/8	1/8	1.32	76.2	38.1	3.2	3.2
CH43		1 1/2	3/16	3/16	1.82		38.1	4.8	4.8
CH44		1 1/2	1/4	.230	1.80		38.1	3.2	5.8
CH45		1 1/2	1/4	1/4	2.42		38.1	6.4	6.4
CH47		1 1/2	1/4	5/16	2.75		38.1	6.4	8.0
CH48		2	1/4	1/4	2.84		50.8	6.4	6.4
CH49	4	2	.200	.325	3.52	101.6	50.8	5.1	8.3
CH50		2	1/4	1/4	3.05		50.8	6.4	6.4
CH51		2	1/4	5/16	3.75		50.8	6.4	8.0
CH52	5	2	.220	.325	4.02	127.0	50.8	5.6	8.3
CH53		2 1/2	1/4	3/8	5.26		63.5	6.4	9.5
CH54	6	2	.150	.200	2.91	152.4	50.8	3.8	5.1
CH55		2	3/16	1/4	3.68		50.8	4.8	6.4
CH56		2	1/4	5/16	4.68		50.8	6.4	8.0
CH57		3	1/4	3/8	6.39		76.2	6.4	9.5
CH58		3	3/8	1/2	8.69		76.2	9.5	12.7
CH60	7	3	3/8	1/2	9.36	177.8	76.2	9.5	12.7
CH61	8	3	3/8	1/2	9.87	203.7	76.2	9.5	12.7
CH62	9	3	3/8	1/2	10.54	228.6	76.2	9.5	12.7
CH63	10	3	3/8	1/2	11.40	254.0	76.2	9.5	12.7

If the size you require is not listed, please contact us as our stock range is constantly being increased.

*Denotes radius root

I Beams



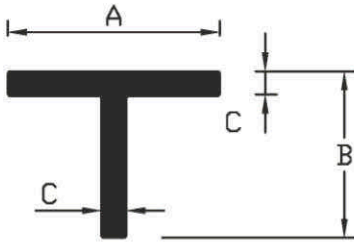
A	Imperial Sizes (inches)				Weight kg/m	Metric Sizes (mm)			
	B	C	D	A		B	C	D	
3	3	3/16	1/4	3.66	76.2	76.2	4.8	6.4	
4	3	3/16	1/4	3.84	101.6	76.2	4.8	6.4	

R = 3/8" (9.5mm) radius root

PLEASE NOTE - All sections are Aluminium unless otherwise stated.



Tee Sections



Code No.	Imperial Sizes (inches)			Weight kg/m	Metric Sizes (mm)		
	A	B	C		A	B	C
T01	1/2	1/2	1/16	.104	12.7	12.7	1.6
T02	5/8	5/8	1/8	.250	15.9	15.9	3.2
T03	3/4	3/4	1/16	.160	19.0	19.0	1.6
T04		3/4	1/8	.302		19.0	3.2
T05	7/8	7/8	1/8	.360	22.2	22.2	3.2
T06	1	1	1/16	.213	25.4	25.4	1.6
T07		1	1/8	.411		25.4	3.2
T08		2	1/8	.631		50.8	3.2
T09	1 1/4	1 1/4	1/8	.520	31.8	31.8	3.2
T10	1 1/2	1 1/2	1/8	.631	38.1	38.1	3.2
T11		1 1/2	1/4	1.210		38.1	6.4
T12	2	1	1/8	.631	50.8	25.4	3.2
T13		2	1/8	.851		50.8	3.2
T14		2	1/4	1.652		50.8	6.4
T15	2 1/2	2 1/2	1/4	2.140	63.5	63.5	6.4
T16	3	3	1/4	2.570	76.2	76.2	6.4
T17	4	3	1/4	3.021	101.6	76.2	6.4
T18		4	1/4	3.410		101.6	6.4
T19		4	3/8	4.431		101.6	9.5

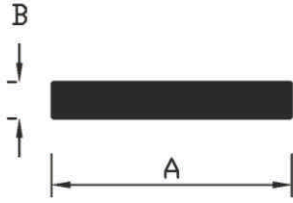
If the size you require is not listed, please contact us as our stock range is constantly being increased.

PLEASE NOTE - All sections are Aluminium unless otherwise stated.
- All dimensions millimeters unless otherwise stated.



www.servicemetals.co.uk

Flat Bars



Code No.	Imperial Sizes (inches)		Weight kg/m	Metric Sizes (mm)			
	A	B		A	B		
FB01	3/8	1/8	.082	9.5	3.2		
FB02		1/4	.164		6.4		
FB03	1/2	1/16	.055	12.7	1.6		
FB04		1/8	.110		3.2		
FB05		3/16	.165		4.8		
FB06		1/4	.220		6.4		
FB07		3/8	.330		9.5		
FB08		5/8	1/8		.140	15.9	3.2
FB09			3/16		.205		4.8
FB10	1/4		.274	6.4			
FB11	3/8		.411	9.5			
FB12	1/2		.550	12.7			
FB13	3/4	1/16	.082	19.0	1.6		
FB14		1/8	.165		3.2		
FB15		3/16	.246		4.8		
FB16		1/4	.330		6.4		
FB17		5/16	.411		8.0		
FB18		3/8	.494		9.5		
FB19		1/2	.660		12.7		
FB20		5/8	.823		15.9		
FB21		7/8	1/8		.192	22.2	3.2
FB22			3/16		.289		4.8
FB23	1/4		.384	6.4			
FB24	3/8		.576	9.5			
FB25	1/2		.770	12.7			
FB26	1	1/16	.112	25.4	1.6		
FB27		1/8	.220		3.2		
FB28		3/16	.330		4.8		
FB29		1/4	.440		6.4		
FB30		5/16	.550		8.0		
FB31		3/8	.660		9.5		
FB32		1/2	.880		12.7		
FB33		5/8	1.100		15.9		
FB34		3/4	1.320		19.0		
FB35		1 1/4	1/8		.274	31.8	3.2
FB36	3/16		.411	4.8			
FB37	1/4		.550	6.4			
FB38	5/16		.686	8.0			
FB39	3/8		.823	9.5			
FB40	1/2		1.100	12.7			
FB41	5/8		1.372	15.9			
FB42	3/4		1.652	19.0			
FB43	1		2.200	25.4			

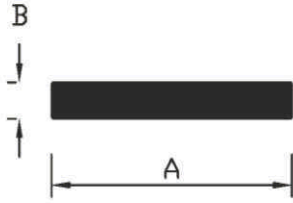
If the size you require is not listed, please contact us as our stock range is constantly being increased.

PLEASE NOTE - All sections are Aluminium unless otherwise stated.
- All dimensions millimeters unless otherwise stated.



www.servicemetals.co.uk

Flat Bars



Code No.	Imperial Sizes (inches)		Weight kg/m	Metric Sizes (mm)	
	A	B		A	B
FB44	1 1/2	1/16	.165	38.1	1.6
FB45		1/8	.330		3.2
FB46		3/16	.494		4.8
FB47		1/4	.660		6.4
FB48		5/16	.823		8.0
FB49		3/8	.988		9.5
FB50		1/2	1.320		12.7
FB51		5/8	1.652		15.9
FB52		3/4	1.980		19.0
FB53		1	2.634		25.4
FB54	1 3/4	1/8	.384	44.5	3.2
FB55		3/16	.576		4.8
FB56		1/4	.770		6.4
FB57		3/8	1.152		9.5
FB58		1/2	1.537		12.7
FB59		3/4	2.290		19.0
FB60		1	3.070		25.4
FB61		2	1/8		.440
FB62	3/16		.660	4.8	
FB63	1/4		.880	6.4	
FB64	5/16		1.100	8.0	
FB65	3/8		1.320	9.5	
FB66	1/2		1.760	12.7	
FB67	5/8		2.200	15.9	
FB68	3/4		2.634	19.0	
FB69	1		3.512	25.4	
FB70	1 1/2		5.267	38.1	
FB71	2 1/4	1/4	.988	57.2	6.4
FB72	2 1/2	1/8	.550	63.5	3.2
FB73		3/16	.823		4.8
FB74		1/4	1.100		6.4
FB75		3/8	1.652		9.5
FB76		1/2	2.200		12.7
FB77		3/4	3.330		19.0
FB78		1	4.390		25.4
FB79		1 1/2	6.580		38.1

If the size you require is not listed, please contact us as our stock range is constantly being increased.

PLEASE NOTE - All sections are Aluminium unless otherwise stated.
- All dimensions millimeters unless otherwise stated.



www.servicemetals.co.uk

Flat Bars



Code No.	Imperial Sizes (inches)		Weight kg/m	Metric Sizes (mm)	
	A	B		A	B
FB80	3	1/8	.660	76.2	3.2
FB81		3/16	.988		4.8
FB82		1/4	1.320		6.4
FB83		3/8	1.980		9.5
FB84		1/2	2.634		12.7
FB85		5/8	3.330		15.9
FB86		3/4	3.960		19.0
FB87		1	5.267		25.4
FB88		1 1/2	7.90		38.1
FB89		2	10.53		50.8
FB90	3 1/2	1/4	1.537	88.9	6.4
FB91		1/2	3.070		12.7
FB92	4	1/8	.880	101.6	3.2
FB93		3/16	1.320		4.8
FB94		1/4	1.760		6.4
FB95		3/8	2.634		9.5
FB96		1/2	3.512		12.7
FB97		5/8	4.390		15.9
FB98		3/4	5.267		19.0
FB99		1	7.023		25.4
FB100		1 1/2	10.530		38.1
FB101		2	14.049		50.8
FB102		5	1/4		2.200
FB103	3/8		3.300	9.5	
FB104	1/2		4.390	12.7	
FB105	3/4		6.580	19.0	
FB106	1/8		1.320	152.4	3.2
FB107	1/4	2.634	6.4		
FB108	3/8	3.960	9.5		
FB109	1/2	5.267	12.7		
FB110	3/4	8.090	19.0		
FB111	1	10.530	25.4		


If the size you require is not listed, please contact us as our stock range is constantly being increased.

PLEASE NOTE - All sections are Aluminium unless otherwise stated.
- All dimensions millimeters unless otherwise stated.



www.servicemetals.co.uk

Round Bars



Code No.	Imperial Sizes (inches - diameter)	Weight kg/m	Metric Sizes (mm - diameter)
RB01	1/8	.021	3.2
RB02	3/16	.051	4.8
RB03	1/4	.089	6.4
RB04	5/16	.168	8.0
RB05	3/8	.199	9.5
RB06	7/16	.271	11.1
RB07	1/2	.354	12.7
RB08	9/16	.448	14.3
RB09	5/8	.554	15.9
RB10	11/16	.670	17.5
RB11	3/4	.796	19.0
RB12	13/16	.933	20.7
RB13	7/8	1.083	22.2
RB14	15/16	1.207	23.8
RB15	1	1.414	25.4
RB16	1 1/8	1.786	28.6
RB17	1 1/4	2.202	31.8
RB18	1 3/8	2.679	34.9
RB19	1 1/2	3.185	38.1
RB20	1 5/8	3.735	41.3
RB21	1 3/4	4.345	44.5
RB22	1 7/8	4.971	47.6
RB23	2	5.655	50.8
RB24	2 1/8	6.399	54.0
RB25	2 1/4	7.158	57.2
RB26	2 3/8	7.992	60.3
RB27	2 1/2	8.855	63.5
RB28	2 5/8	9.748	66.7
RB29	2 3/4	10.40	69.9
RB30	3	12.37	76.2
RB31	3 1/4	14.51	82.5
RB32	3 1/2	16.82	88.9
RB33	3 3/4	19.35	95.3
RB34	4	22.02	101.6
RB35	4 1/8	24.85	107.9
RB36	4 1/2	27.83	114.3
RB37	4 3/4	30.96	121.0
RB38	5	34.40	127.0
RB39	5 1/4	37.80	133.4
RB40	5 1/2	41.50	139.7
RB41	5 3/4	45.40	146.0
RB42	6	49.40	152.4
RB43	6 1/2	58.0	165.1
RB44	7	67.30	177.8
RB45	7 1/2	77.20	190.5
RB46	8	87.90	203.2


If the size you require is not listed, please contact us as our stock range is constantly being increased.

**PLEASE NOTE - All sections are Aluminium unless otherwise stated.
- All dimensions millimeters unless otherwise stated.**



www.servicemetals.co.uk

Round Bars



Code No.	Imperial Sizes (inches - diameter)	Weight kg/m	Metric Sizes (mm - diameter)
RB47	9	111.3	228.6
RB48	10	137.4	254.0
RB49	11	166.2	279.4
RB50	12	197.9	304.8
RB51	13	232.5	330.2
RB52	14	269.6	355.6
RB53	15	350.0	406.4

Square Bars



Code No.	Imperial Sizes (inches - square)	Weight kg/m	Metric Sizes (mm - square)
SB01	1/4	.110	6.4
SB02	5/8	.171	8.0
SB03	3/8	.240	9.5
SB04	1/2	.440	12.7
SB05	5/8	.690	15.9
SB06	3/4	.988	19.0
SB07	7/8	1.344	22.2
SB08	1	1.760	25.4
SB09	1 1/4	2.740	31.8
SB10	1 1/2	3.960	38.1
SB11	1 3/4	5.370	44.5
SB12	2	7.024	50.8
SB13	2 1/4	8.880	57.2
SB14	2 1/2	10.980	63.5
SB15	3	15.805	76.2
SB16	4	28.127	101.6
SB17	5	44.500	127.0
SB18	6	63.100	152.4

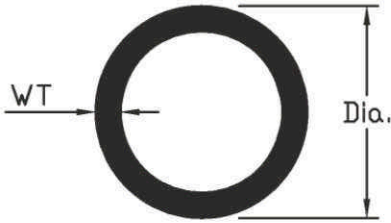
If the size you require is not listed, please contact us as our stock range is constantly being increased.

PLEASE NOTE - All sections are Aluminium unless otherwise stated.
- All dimensions millimeters unless otherwise stated.



www.servicemetals.co.uk

Round Tubes



Code No.	Imperial Sizes (inches)		Weight kg/m	Metric Sizes (mm)	
	OD	Wall (WT)		OD	Wall (WT)
RT01	1/4	20 swg	.042	6.4	0.9
RT02		16 swg	.065		1.6
RT03	5/16	20 swg	.055	8.0	0.9
RT04		16 swg	.088		1.6
RT05	3/8	20 swg	.067	9.5	0.9
RT06		16 swg	.109		1.6
RT07	1/2	16 swg	.153	12.7	1.6
RT08		10 swg	.260		3.2
RT09	5/8	16 swg	.200	15.9	1.6
RT10		10 swg	.350		3.2
RT11	3/4	18 swg	.184	19.0	1.2
RT12		16 swg	.241		1.6
RT13		14 swg	.293		2.0
RT14		12 swg	.368		2.6
RT15		10 swg	.440		3.2
RT16	7/8	16 swg	.284	22.2	1.6
RT17		10 swg	.524		3.2
RT18	1	18 swg	.250	25.4	1.2
RT19		16 swg	.330		1.6
RT20		10 swg	.612		3.2
RT21		3/16	.840		4.8
RT22	1 1/8	16 swg	.372	28.6	1.6
RT23		10 swg	.700		3.2
RT24	1 1/4	16 swg	.415	31.8	1.6
RT25		10 swg	.790		3.2
RT26	1 3/8	16 swg	.460	34.9	1.6
RT27		10 swg	.875		3.2
RT28	1 1/2	16 swg	.503	38.1	1.6
RT66		12 swg	.797		2.6
RT29		10 swg	.963		3.2
RT30		1/4	1.710		6.4
RT31	1 5/8	16 swg	.550	41.3	1.6
RT32		10 swg	1.050		3.2
RT33	1 3/4	16 swg	.591	44.5	1.6
RT34		10 swg	1.140		3.2
RT35	1 7/8	10 swg	1.225	47.6	3.2
RT65	1 29/32	12 swg	1.028	48.4	2.6
RT36		7 swg	1.652		4.5
* RT39M	See Metric Sizes		1.915	50.0	5.0
RT37	2	16 swg	.680	50.8	1.6
RT38		10 swg	1.320		3.2
RT39		3/16	1.870		4.8
RT40		1/4	2.411		6.4
RT41	2 1/4	16 swg	.766	57.1	1.6
RT42		10 swg	1.490		3.2
RT43		1/4	2.753		6.4



ENG903
1.1/2" OD Tube
Bracket Section.
available see
next page.

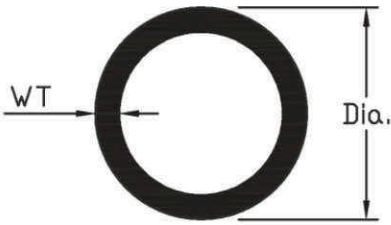
If the size you require is not listed, please contact us as our stock range is constantly being increased.

*Available in 10.0m lengths

PLEASE NOTE - All sections are Aluminium unless otherwise stated.



Round Tube



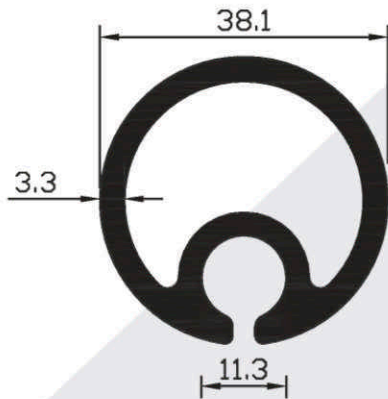
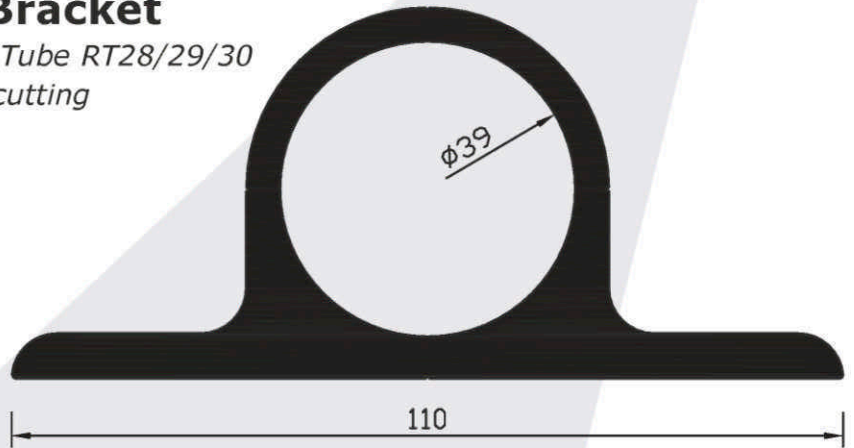
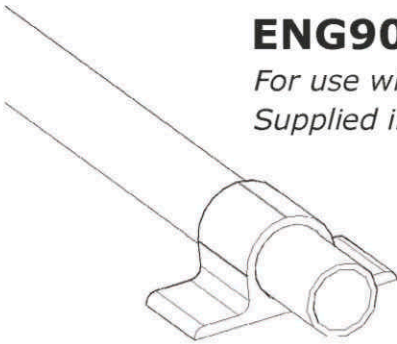
Code No.	Imperial Sizes (inches)		Weight kg/m	Metric Sizes (mm)	
	OD	Wall (WT)		OD	Wall (WT)
RT44	2 1/2	16 swg	.860	63.5	1.6
RT45		10 swg	1.670		3.2
RT46		1/4	3.110		6.4
RT47	2 3/4	10 swg	1.850	69.8	3.2
RT48	3	16 swg	1.051	76.2	1.6
RT49		10 swg	2.030		3.2
RT50		1/4	3.780		6.4
RT51	3 1/4	16 swg	1.167	82.5	1.6
RT52		10 swg	2.200		3.2
RT53	3 1/2	16 swg	1.205	88.9	1.6
RT54		10 swg	2.370		3.2
RT55		1/4	4.480		6.4
RT56	4	16 swg	1.381	101.6	1.6
RT57		10 swg	2.730		3.2
RT58		1/4	5.170		6.4
RT59	4 1/2	10 swg	3.080	114.3	3.2
RT60		1/4	5.680		6.4
RT61	5	10 swg	3.440	127.0	3.2
RT62	6	10 swg	4.120	152.4	3.2
RT63		1/4	7.950		6.4
RT64		0.098	3.180		2.5

If the size you require is not listed, please contact us as our stock range is constantly being increased.

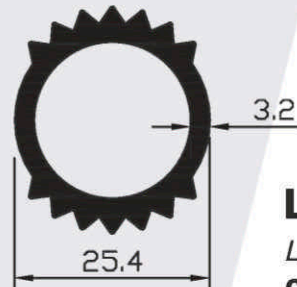
Miscellaneous Tubes

ENG903 Tube Bracket

For use with 38mm OD Tube RT28/29/30
Supplied in lengths for cutting



KADA Pole
Curtain Runner
1.22 kg/m



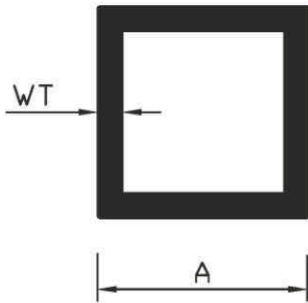
LR95
Ladder Rung
0.623 kg/m

PLEASE NOTE - All sections are Aluminium unless otherwise stated.
- All dimensions millimeters unless otherwise stated.



www.servicemetals.co.uk

Square Hollow Sections



Code No.	Imperial Sizes (inches)		Weight kg/m	Metric Sizes (mm)	
	A	Wall (WT)		A	Wall (WT)
SHS01	1/2	16 swg	.192	12.7	1.6
SHS02	5/8	16 swg	.270	15.9	1.6
SHS03	3/4	16 swg	.308	19.0	1.6
SHS04		10 swg	.547		3.2
SHS05	1	16 swg	.420	25.4	1.6
SHS06		10 swg	.766		3.2
SHS07	1 1/4	16 swg	.530	31.8	1.6
SHS08		10 swg	1.060		3.2
SHS09	1 1/2	16 swg	.631	38.1	1.6
SHS10		10 swg	1.210		3.2
SHS11	1 3/4	10 swg	1.420	44.5	3.2
SHS12	2	16 swg	.871	50.8	1.6
SHS13		10 swg	1.640		3.2
SHS14		1/4	3.118		6.4
SHS15	2 1/2	10 swg	2.100	63.5	3.2
SHS16	3	10 swg	2.514	76.2	3.2
SHS17		1/4	4.950		6.4
SHS18	3 1/2	9 swg	3.345	89.0	3.6
SHS19	4	10 swg	3.389	101.6	3.2
SHS20		1/4	6.500		6.4
SHS21	3.94	0.079	2.120	100.0	2.0
SHS22	5.91	0.118	4.760	150.0	3.0

*

If the size you require is not listed, please contact us as our stock range is constantly being increased.

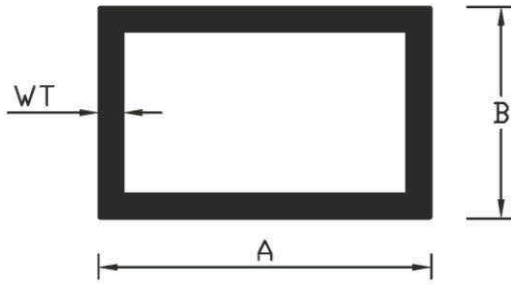
*Variant may be available with External Radius Corners - please check with our sales office.

PLEASE NOTE - All sections are Aluminium unless otherwise stated.
- All dimensions millimeters unless otherwise stated.



www.servismetals.co.uk

Rectangular Hollow Sections



Code No.	Imperial Sizes (inches)			Weight kg/m	Metric Sizes (mm)		
	A	B	Wall (WT)		A	B	Wall (WT)
RHS00	<i>See Metric Sizes</i>			.500	30.0	20.0	2.0
RHS01	1 1/2	3/4	10 swg	.874	38.1	19.0	3.2
RHS02		1	10 swg	1.030		25.4	3.2
RHS01B	1.57	.79	.059	.460	40.0	20.0	1.5
RHS04A	1.97	1.18	.118	1.200	50.0	30.0	3.0
RHS03	2	1	10 swg	1.200	50.8	25.4	3.2
RHS04		1 1/4	10 swg	1.178		31.8	3.2
RHS05		1 1/2	10 swg	1.430		38.1	3.2
RHS06	2 1/2	1	10 swg	1.400	63.5	25.4	3.2
RHS07	3	1	10 swg	1.640	76.2	25.4	3.2
RHS08		1 1/2	10 swg	1.900		38.1	3.2
RHS09		1 3/4	10 swg	2.020		44.5	3.2
RHS10		2	10 swg	2.039		50.8	3.2
RHS11		4	1	10 swg		2.124	101.6
RHS12		1 3/4	10 swg	2.410		44.5	3.2
RHS13		2	10 swg	2.425		50.8	3.2
RHS14		2	1/4	4.820		50.8	6.4
RHS15		3	10 swg	3.029		76.2	3.2
RHS16	5	1 3/4	10 swg	2.805	127.0	44.5	3.2
RHS17	6	2	10 swg	3.378	152.4	50.8	3.2

If the size you require is not listed, please contact us as our stock range is constantly being increased.

PLEASE NOTE - All sections are Aluminium unless otherwise stated.



Plain Sheet

Alloys include:

1050AH14
5251H22
3003H45
5005H14

Code No.	Metric Sizes (mm)			Weight kg/sheet
	Length	Width	Thickness	

AS06/01	2500	1250	6.0	50.63
----------------	------	------	-----	-------

AS05/01	2500	1250	5.0	42.19
----------------	------	------	-----	-------

AS04/01	2500	1250	4.0	33.75
----------------	------	------	-----	-------

AS10/01	2000	1000	3.0	16.20
AS10/02	2500	1250	3.0	25.31
AS10/02AA	2500	1500	3.0	30.38
AS10/02B	3000	1000	3.0	24.30
AS10/03	3000	1250	3.0	31.10
AS10/04	3000	1500	3.0	36.45
AS10/08D	4000	1250	3.0	40.50
AS10/08E	4000	1500	3.0	48.60
AS10/08B	4000	2000	3.0	64.80

AS12/01	2000	1000	2.5	13.50
AS12/02	2500	1250	2.5	21.09
AS12/04	3000	1500	2.5	30.38

AS14/01	2000	1000	2.0	10.80
AS14/11	2500	1000	2.0	13.50
AS14/02	2500	1250	2.0	16.88
AS14/02AA	2500	1500	2.0	20.25
AS14/02A	3000	1000	2.0	16.20
AS14/03	3000	1250	2.0	20.25
AS14/04	3000	1500	2.0	24.30
AS14/12	3500	1250	2.0	23.63
AS14/13	3500	1500	2.0	28.35
AS14/10	4000	1250	2.0	27.00
AS14/08	4000	1500	2.0	32.40
AS14/05B	4000	2000	2.0	43.20

AS16/01	2000	1000	1.5	8.10
AS16/10	2438	1000	1.5	9.87
AS16/01B	2500	1000	1.5	10.13
AS16/04A	2500	1250	1.5	12.66
WP16/01	2500	1250	1.5	12.66
AS16/01A	3000	1000	1.5	12.15
AS16/05	3000	1250	1.5	15.19
AS16/07	3000	1500	1.5	18.23
AS16/14	4000	1250	1.5	20.25
AS16/13	4000	1500	1.5	24.30

White Painted ●

PLEASE NOTE - All sections are Aluminium
unless otherwise stated.
- All dimensions millimeters unless
otherwise stated.



www.servicemetals.co.uk

Plain Sheet

Alloys include:

1050AH14
3003H14
3005H47
3003H16

Code No.	Metric Sizes (mm)			Weight kg/sheet
	Length	Width	Thickness	
AS18/01	2000	1000	1.2	6.48
AS18/03	2438	1000	1.2	7.90
AS18/07	2438	1219	1.2	9.63
AS18/11	2438	1524	1.2	12.04
AS18/06	2500	1250	1.2	10.13
AS18/08	2743	1219	1.2	10.83
AS18/08A	2743	1524	1.2	13.54
AS18/16	3000	1250	1.2	12.15
AS18/14	3000	1500	1.2	14.58
AS18/09	3048	1219	1.2	12.04
AS18/12	3048	1524	1.2	15.05
AS18/10	3658	1219	1.2	14.45

White Painted ●

AS19/03	2500	1250	1.0	8.44
WP18/01	2438	1219	1.0	8.03

AS20/01	2000	1000	0.8	4.32
AS20/02	2500	1250	0.8	6.75

AS24/01	2000	1000	0.5	2.70
AS24/02	2500	1250	0.5	4.22



- Please note our in-house guillotining service.

Coil

Code No.	Metric Sizes (mm)			kg/linear metre
	Length	Width	Thickness	
AC/2550	Full Coil*	2550	0.85	5.86
ACO/2550	Cut Coil~	2550	0.85	5.86

* Full Coils x 1000kgs+

~ Decoiled and hand trimmed to required length.

If the size you require is not listed, please contact us as our stock range is constantly being increased.

For more Sheet & Plate refer to pages:

- Patterned
- Sheet Finishes
- Shate

PLEASE NOTE - All sections are Aluminium unless otherwise stated.
- All dimensions millimeters unless otherwise stated.



www.servicemetals.co.uk

Patterned Sheet



5 Bar (Standard Sheet)

Alloy specification 5754H114

Code No.	Metric Sizes (mm)			Weight kg/sheet
	Length	Width	Thickness	
TP02/03	2000	1000	2.0	12.61
TP02/01	2438	1219	2.0	18.72
TP02/01A	2500	1250	2.0	19.70
TP02/02	3000	1500	2.0	28.36
TP03/01	2000	1000	3.0	18.02
TP03/03	2438	1219	3.0	26.77
TP03/02	2500	1250	3.0	28.15
TP03/05	3048	1524	3.0	41.84
TP04.5/01	2000	1000	4.5	26.15
TP04.5/02	2438	1219	4.5	38.83
TP04/02A	2500	1250	4.5	40.86
TP04.5/03	3048	1524	4.5	60.72
TP06/01	2000	1000	6.0	34.28
TP06/02	2438	1219	6.0	50.93
TP06/03	2500	1250	6.0	53.56
TP06/06	3000	1500	6.0	77.10
TP07/01	2500	1250	9.5	84.77

5 Bar (1 Piece Floor Sheet)

Alloy specification 5086H244

Code No.	Metric Sizes (mm)			Weight kg/sheet
	Length	Width	Thickness	
TP2.5/5000*	5000	2500	2.5	92.00
TP2.5/6800*	6800	2500	2.5	126.00
TP2.5/8200*	8200	2500	2.5	152.00
TP2.5/13450*	13450	2500	2.5	250.00

* Reverse treated for bonding



- Please note our in-house guillotining service.

PLEASE NOTE - All sections are Aluminium unless otherwise stated.
- All dimensions millimeters unless otherwise stated.



www.servicemetals.co.uk

Patterned Sheet



Triple Grip


Alloy specification 5052H32

Code No.	Metric Sizes (mm)			Weight kg/sheet
	Length	Width	Thickness	
TPG10/01	2500	1250	3.0	26.10
TGP14/01	2500	1250	2.0	17.40
TGP16/01	2500	1250	1.5	13.40



Stucco

Code No.	Metric Sizes (mm)			Weight kg/sheet
	Length	Width	Thickness	
EMB18/01	2500	1250	1.2	10.13
EMB18/02	3000	1250	1.2	12.15
EMB20/01	2500	1250	0.8	6.75
EMB20/02	3000	1250	0.8	8.10



Circle Polished Stainless Steel

Code No.	Metric Sizes (mm)			Weight kg/sheet
	Length	Width	Thickness	
S/S CIRCLE POLISHED	2500	1250	0.7	17.90
S/S CIRCLE POLISHED	2500	1250	0.9	23.00



- Please note our in-house guillotining service.

PLEASE NOTE - All sections are Aluminium unless otherwise stated.
- All dimensions millimeters unless otherwise stated.



www.servicemetals.co.uk

Shate

Code No.	Imperial Size (ft)		Alloy	Metric Sizes (mm)		Thickness (mm)	Weight kg/sheet
	Length	Width		Length	Width		
SH01/02A	8'2"	4'0"	5454H22	2489	1219	4.0	32.77
SH02/01	8'0"	4'0"	5454H111	2438	1219	4.8	38.33
SH03/01	8'0"	4'0"	5454H111	2438	1219	6.0	48.11
SH01/14	8'7"	6'6"	5454H22	2616	1981	4.0	56.00
SH03/04A	8'4"	5'6"	5454H22	2540	1676	6.0	69.30
SH03/07	8'4"	6'10"	5454H34	2540	2082	6.2	88.70
SH04/07	8'4"	6'8"	5454H24	2540	2032	8.0	111.00

Minimum Recommended Internal Bend Radius at 90 degrees for Alloy 5454 Shate

Thickness	Temper H111	Temper H22	Temper H24
4mm	1.5t	2.5t	3.0t
3/16"	1.5t	2.5t	3.0t
6mm	1.5t	2.5t	3.0t
8mm	2.5t	4.0t	4.0t

- t - denotes thickness

Guillotining



- Up to 3048mm (10') width
- Protective plastic film available.

Please consult our sales office for details.


PLEASE NOTE - All sections are Aluminium unless otherwise stated.
 - All dimensions millimeters unless otherwise stated.



www.servicemetals.co.uk

Mouldings

Half Round (HRM)




Code No.	Imperial Sizes (inches)		Weight kg/m	Metric Sizes (mm)	
	A	T		A	T
HR4	3/4	3/16	.140	19.0	4.8
HR6	1	3/16	.200	25.4	4.8
HR9	1 1/2	1/4	.370	38.1	6.4
HR10	2	1/4	.465	50.8	6.4


Double Radius (DRE)



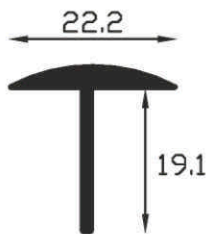
Code No.	Imperial Sizes (inches)		Weight kg/m	Metric Sizes (mm)	
	A	T		A	T
DR1	1	1/8	.207	25.4	3.2
DR2	1 1/4	1/8	.262	31.8	3.2
DR3	1 1/2	1/8	.317	38.1	3.2
DR4	2	1/8	.427	50.8	3.2



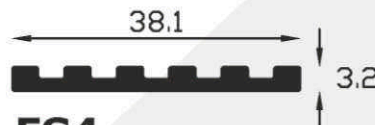
PP2 Interior Rub Rail
0.40 kg/m



FN1
0.35 kg/m



DL1 Door Lap Tee
0.22 kg/m



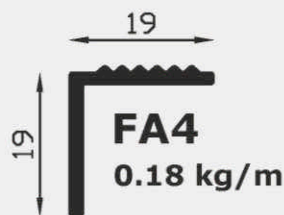
FS4
0.25 kg/m



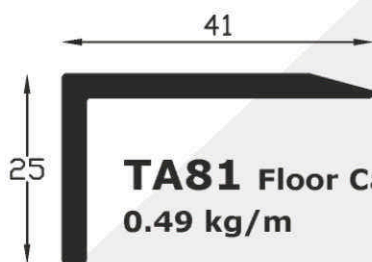
FN2
0.44 kg/m



FN3
0.49 kg/m



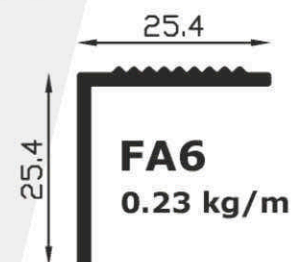
FA4
0.18 kg/m



TA81 Floor Capping
0.49 kg/m



FN70
0.27 kg/m



FA6
0.23 kg/m

PLEASE NOTE - All sections are Aluminium unless otherwise stated.
- All dimensions millimeters unless otherwise stated.



www.servicemetals.co.uk

Mouldings

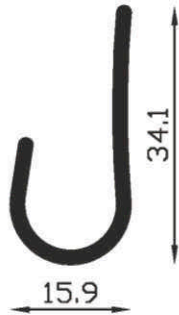
J4

0.16 kg/m



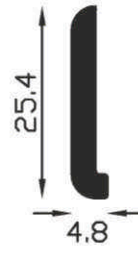
J6

0.27 kg/m



MM2

0.22 kg/m



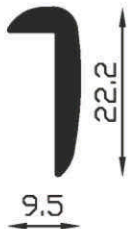
MM23

0.28 kg/m



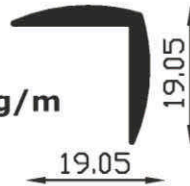
CC1

0.20 kg/m



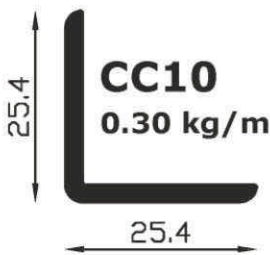
CC2

0.23 kg/m



MM62

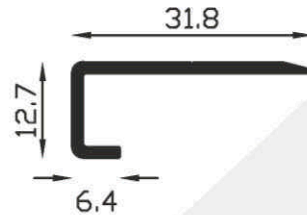
0.26 kg/m



CC10
0.30 kg/m

C2

0.19 kg/m

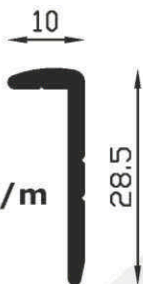


CC5
0.35 kg/m



RC1

0.20 kg/m



EC1

0.15 kg/m



CC9

0.21 kg/m

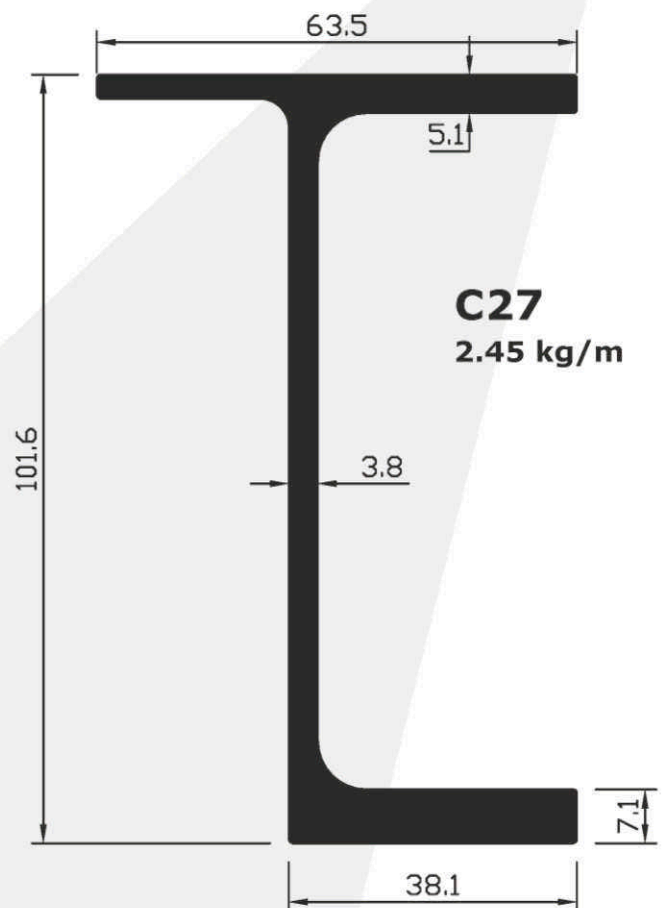
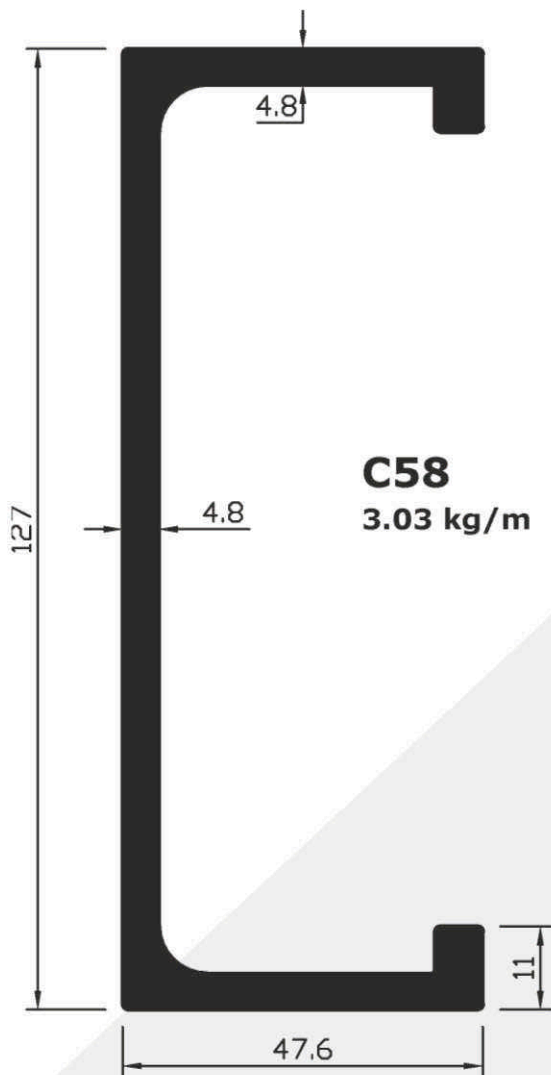
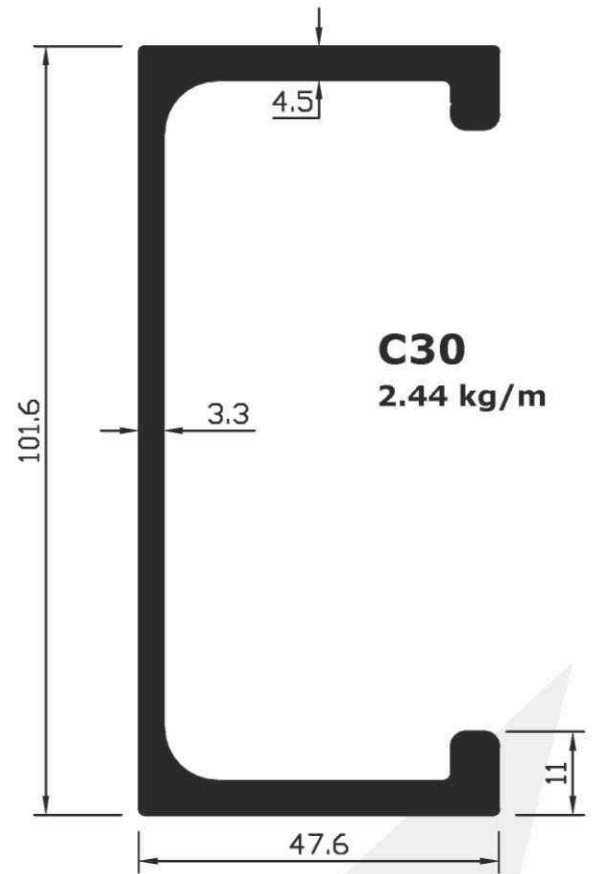
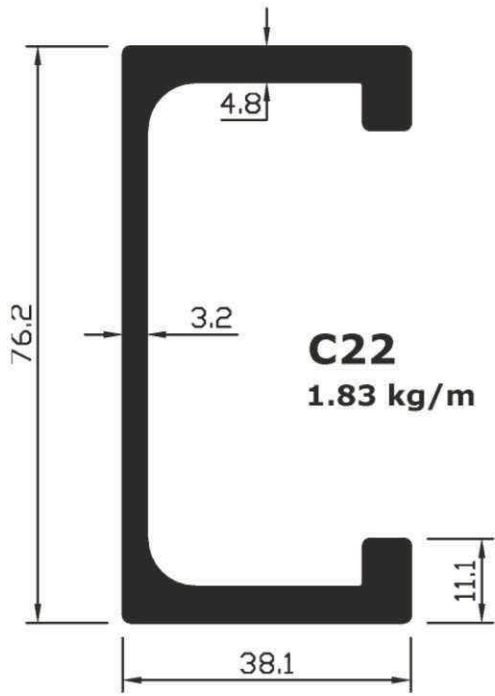


PLEASE NOTE - All sections are Aluminium unless otherwise stated.
- All dimensions millimeters unless otherwise stated.



www.servismetals.co.uk

Crossbearers & Runners

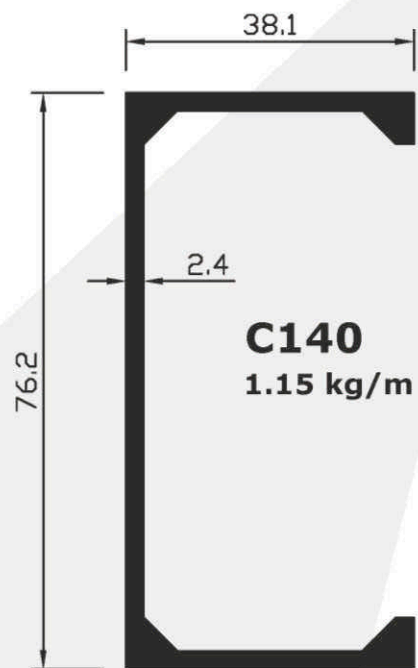
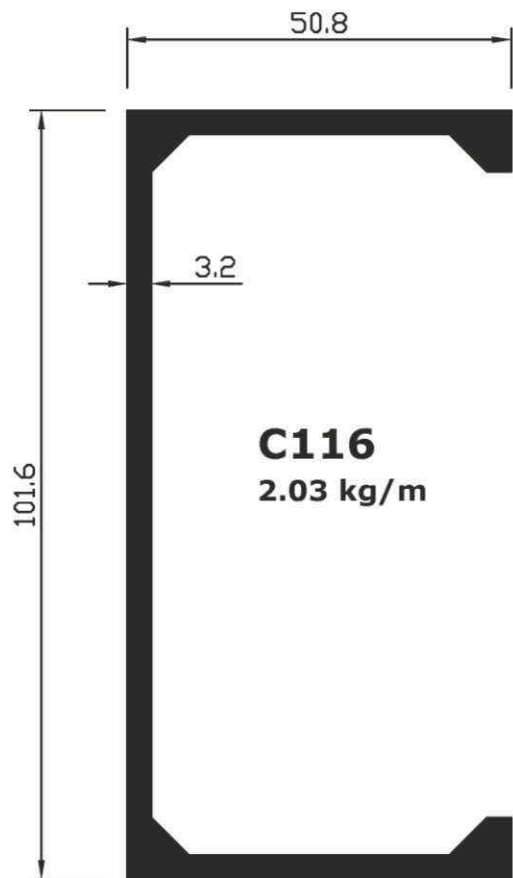


PLEASE NOTE - All sections are Aluminium unless otherwise stated.
- All dimensions millimeters unless otherwise stated.



www.servicemetals.co.uk

Crossbearers & Runners

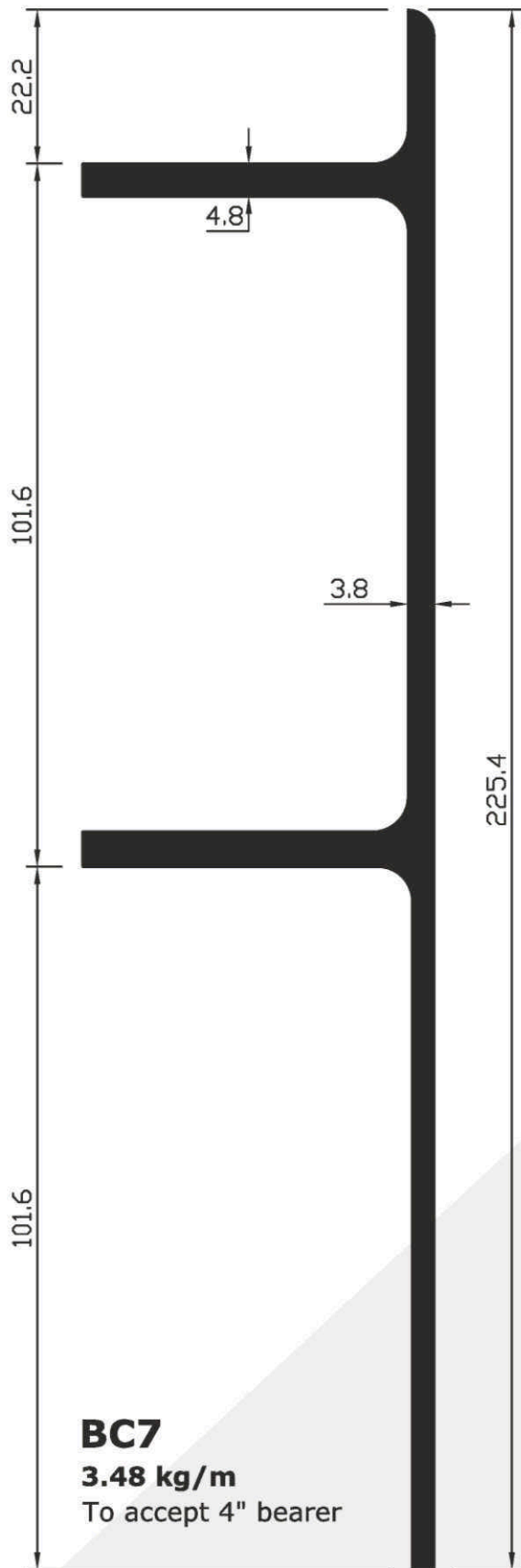


PLEASE NOTE - All sections are Aluminium unless otherwise stated.
- All dimensions millimeters unless otherwise stated.

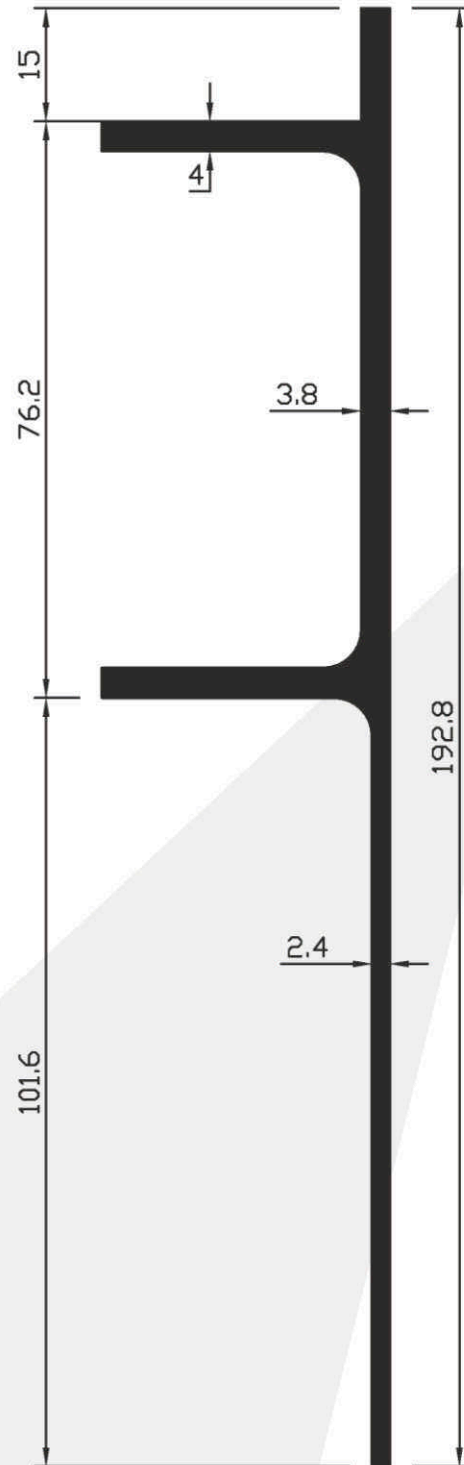


www.servicemetals.co.uk

Rearbearers



BC7
3.48 kg/m
To accept 4" bearer



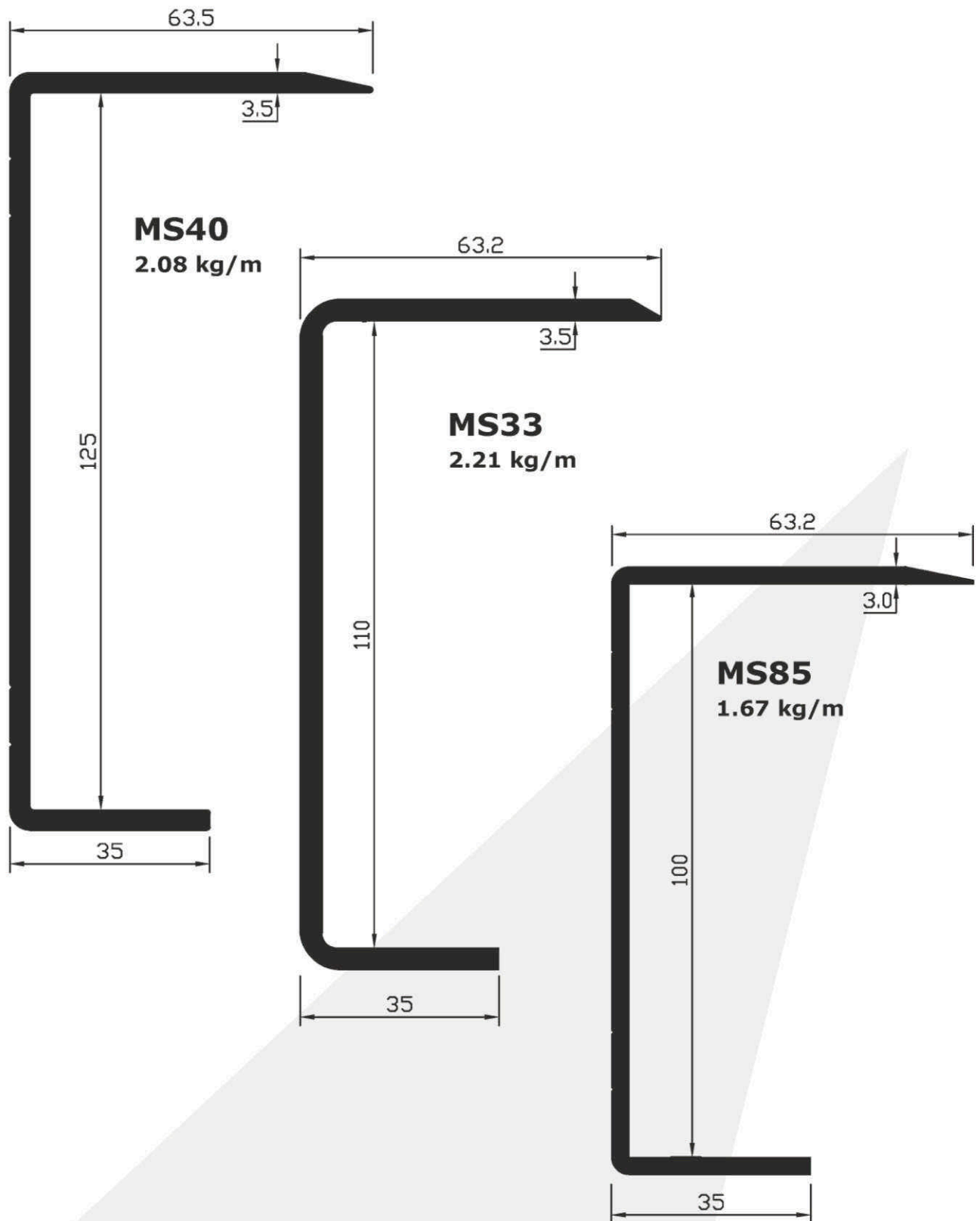
BC8
2.37 kg/m
To accept 3" bearer

PLEASE NOTE - All sections are Aluminium unless otherwise stated.
- All dimensions millimeters unless otherwise stated.



www.servicemetals.co.uk

Side Raves

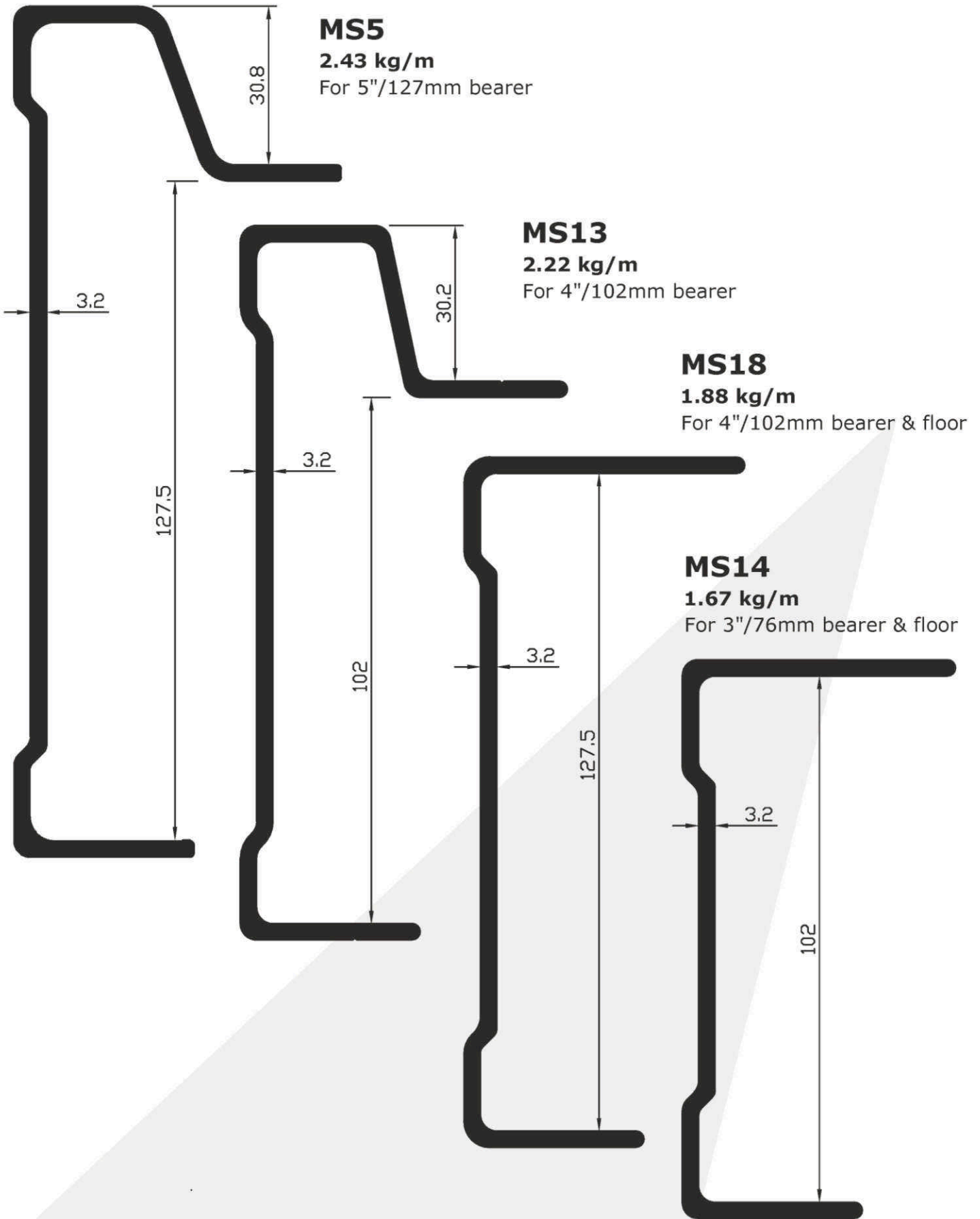


PLEASE NOTE - All sections are Aluminium unless otherwise stated.
- All dimensions millimeters unless otherwise stated.



www.servicemetals.co.uk

Side Raves

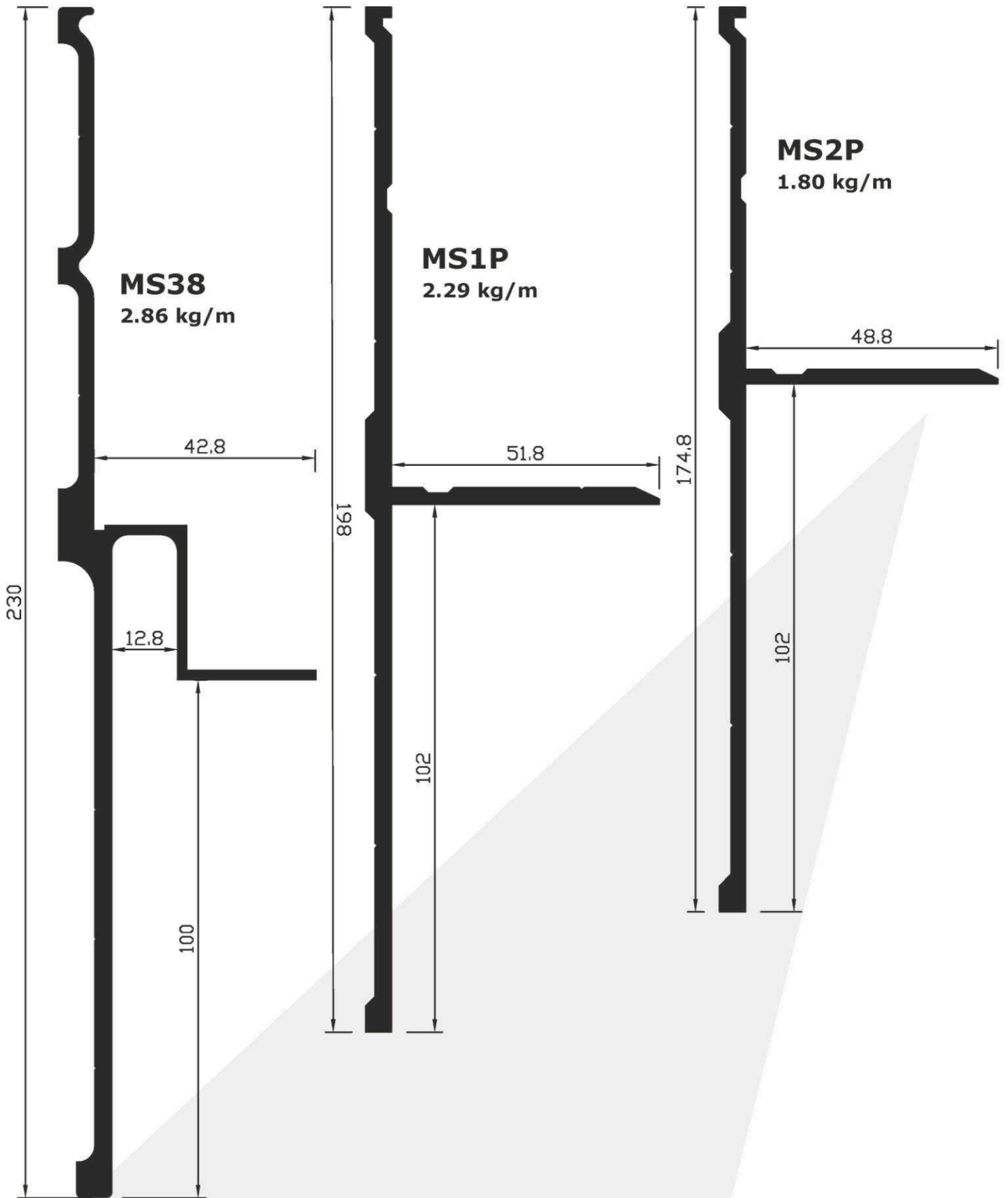


PLEASE NOTE - All sections are Aluminium unless otherwise stated.
- All dimensions millimeters unless otherwise stated.



www.servicemetals.co.uk

Side Raves

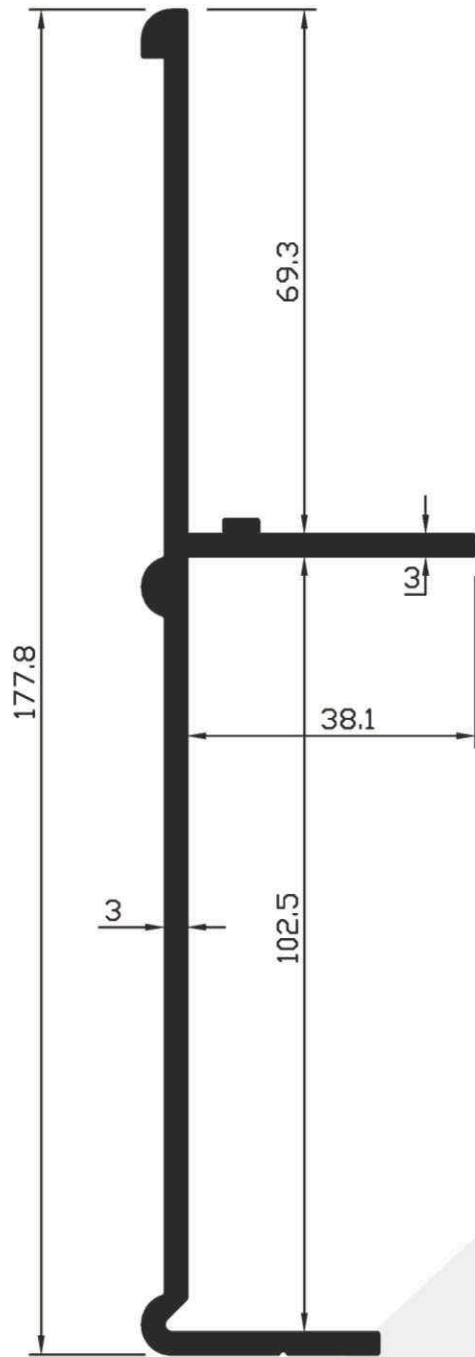


PLEASE NOTE - All sections are Aluminium unless otherwise stated.
- All dimensions millimeters unless otherwise stated.

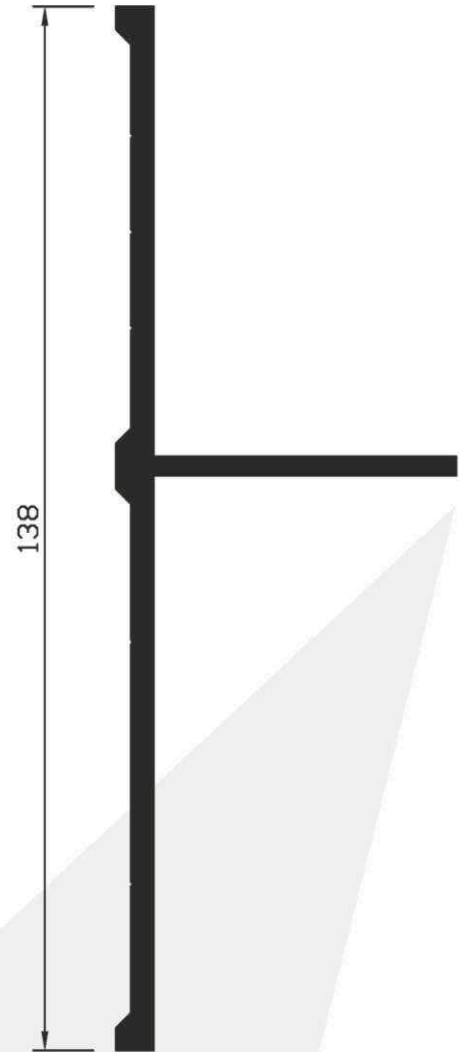


www.servicemetals.co.uk

Side Raves



MS56
2.11 kg/m
To suit 4"/101.6mm
bearers



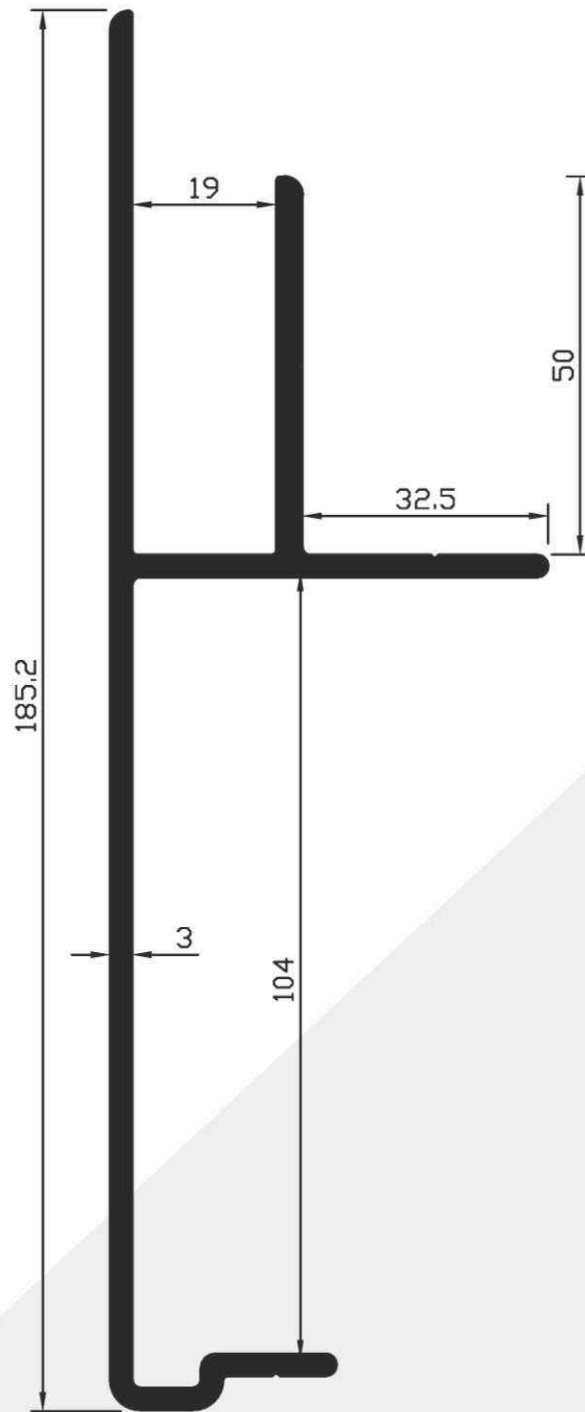
MS61
1.50 kg/m
To suit up to 3"/76.2mm
bearers

PLEASE NOTE - All sections are Aluminium unless otherwise stated.
- All dimensions millimeters unless otherwise stated.



www.servicemetals.co.uk

Side Raves



MS56C
2.64 kg/m

PLEASE NOTE - All sections are Aluminium unless otherwise stated.
- All dimensions millimeters unless otherwise stated.

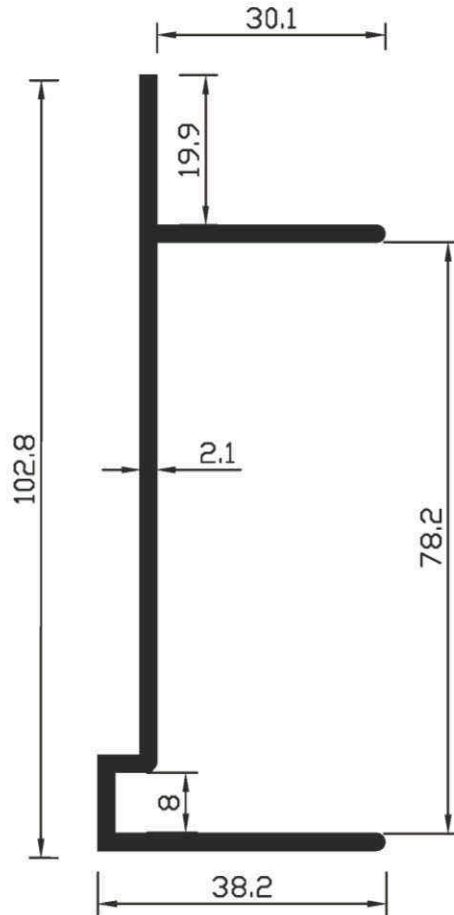


www.servicemetals.co.uk

Side Raves

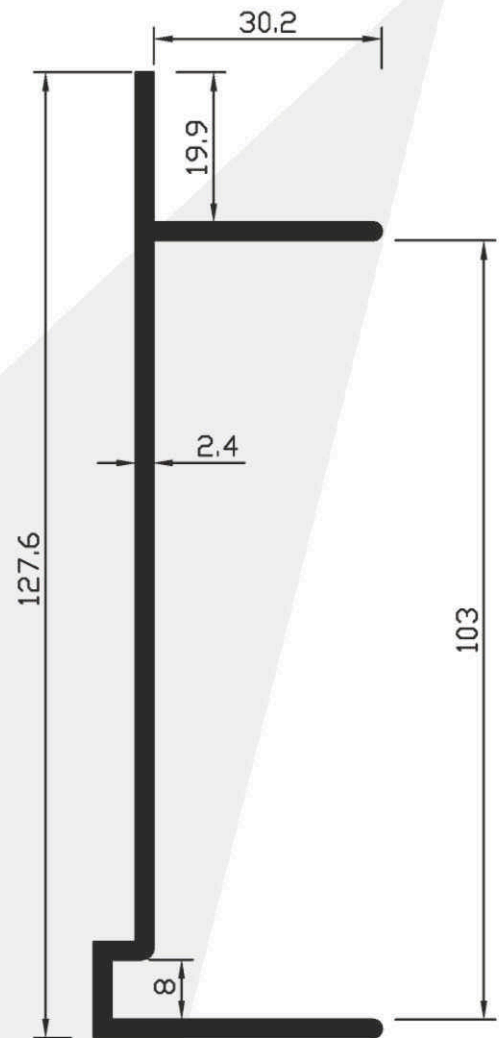
LP5

1.13 kg/m
To suit 76.2mm /
3" crossbearers



LP6

1.25 kg/m
To suit 102mm /
4" crossbearers

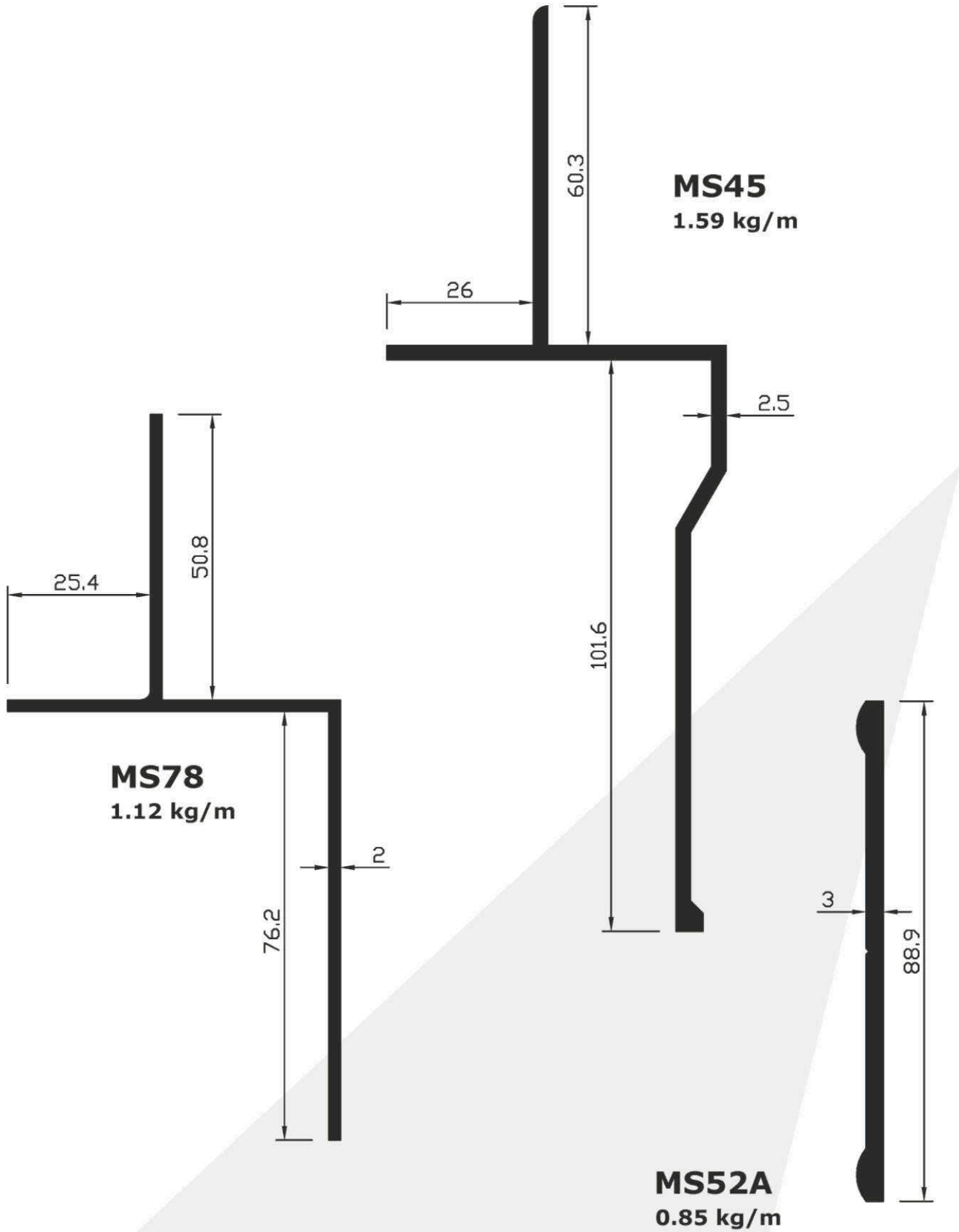


PLEASE NOTE - All sections are Aluminium unless otherwise stated.
- All dimensions millimeters unless otherwise stated.



www.servicemetals.co.uk

Side Raves

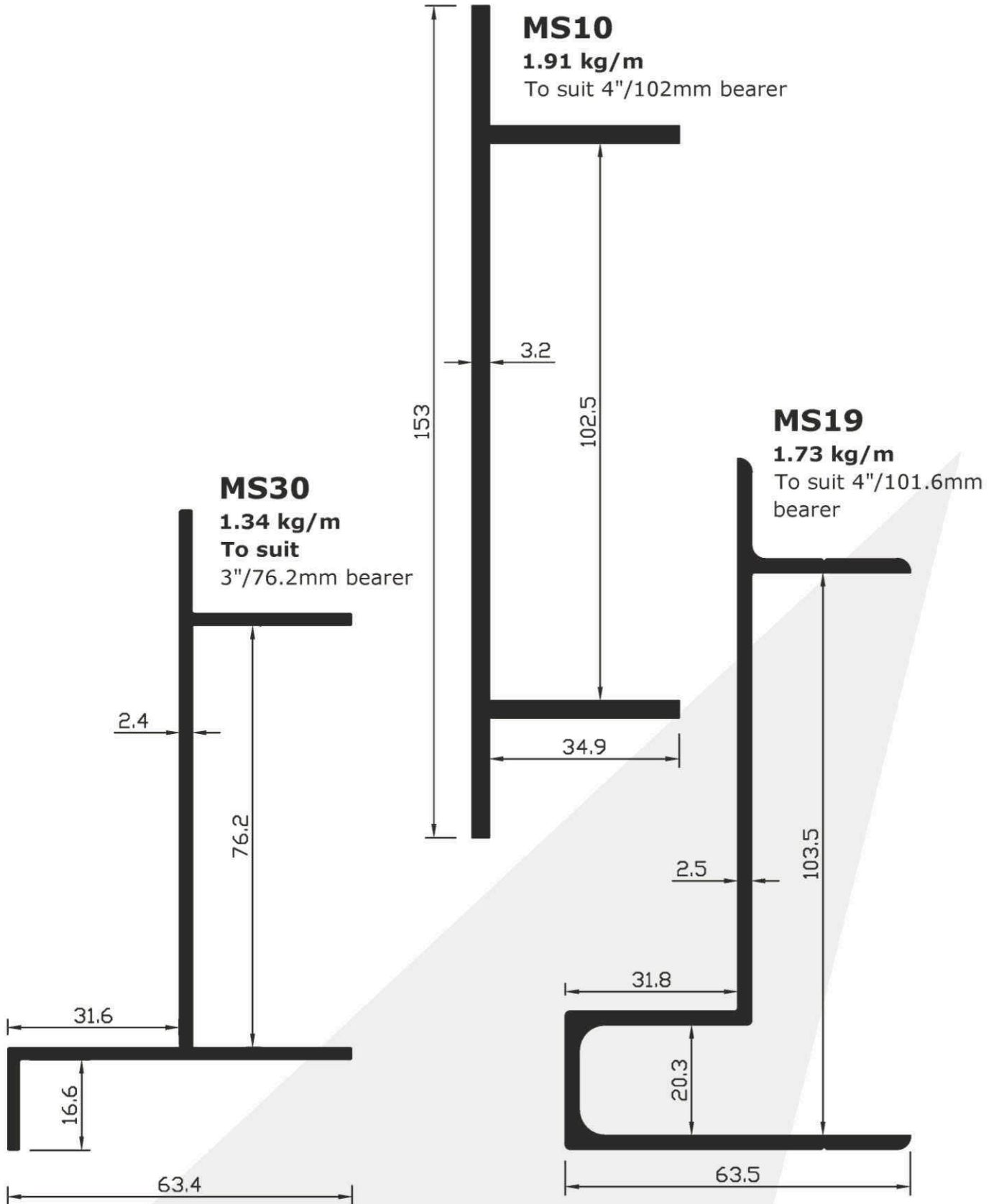


PLEASE NOTE - All sections are Aluminium unless otherwise stated.
- All dimensions metric unless otherwise stated.



www.servicemetals.co.uk

Side Raves



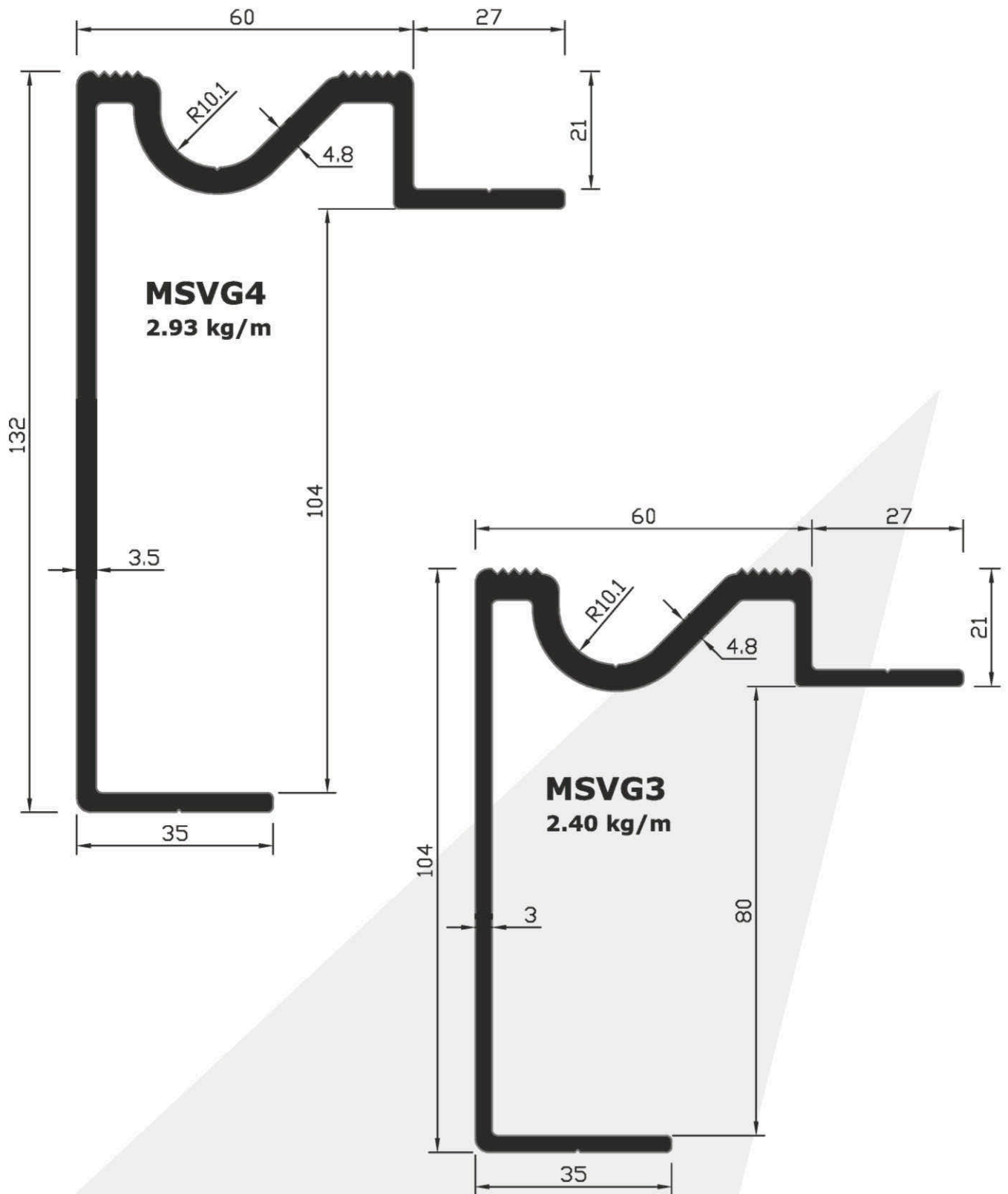
PLEASE NOTE - All sections are Aluminium unless otherwise stated.
- All dimensions millimeters unless otherwise stated.



www.servicemetals.co.uk

V Groove Side Raves

Aluminium V Groove Side Raves



- Lashing Ring available (See page 39)

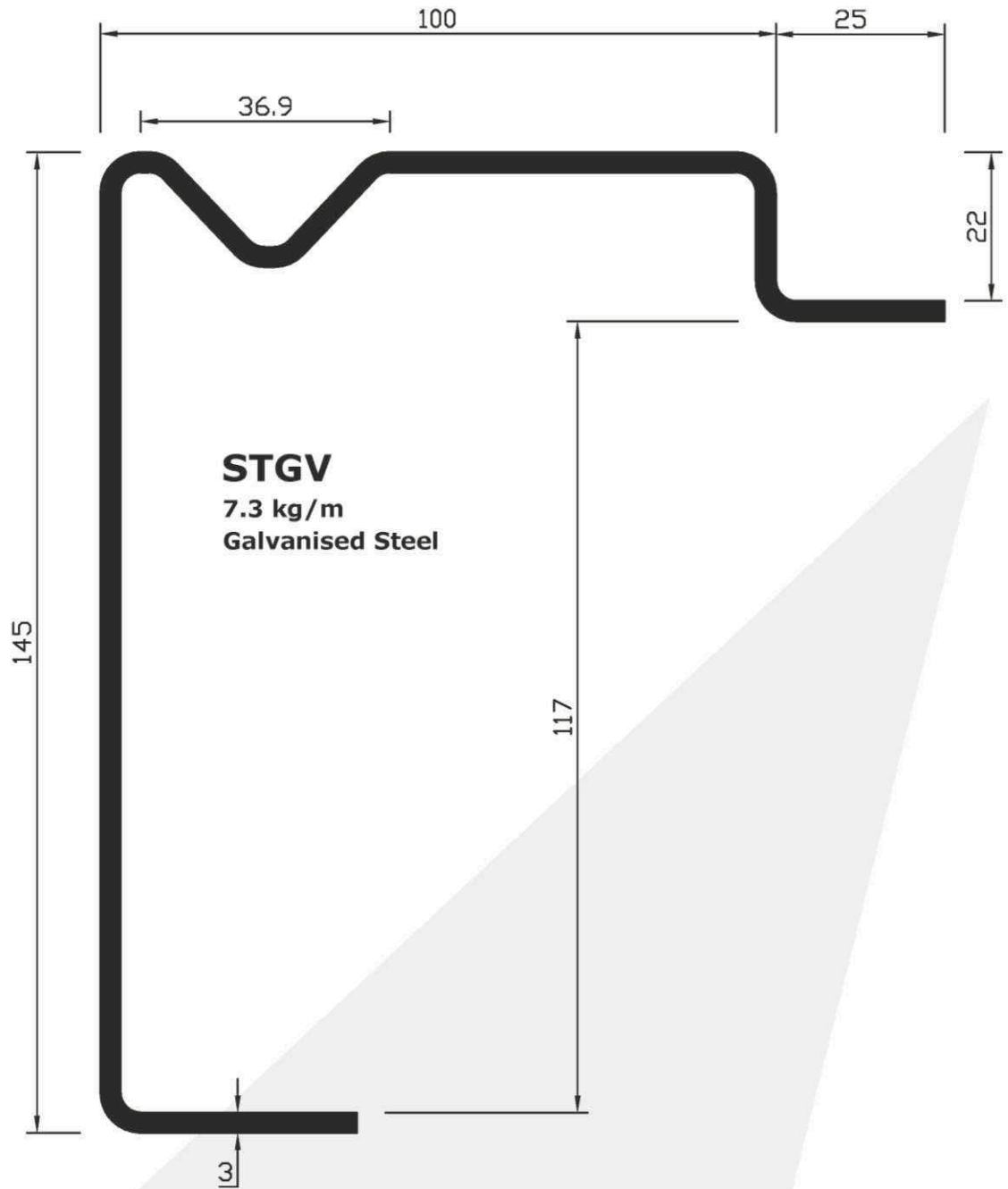
PLEASE NOTE - All sections are Aluminium unless otherwise stated.
- All dimensions millimeters unless otherwise stated.



www.servicemetals.co.uk

V Groove Side Raves

Galvanised Steel V Groove Side Rave



- Lashing Ring available (See page 38)

PLEASE NOTE - All sections are Aluminium unless otherwise stated.
- All dimensions millimeters unless otherwise stated.

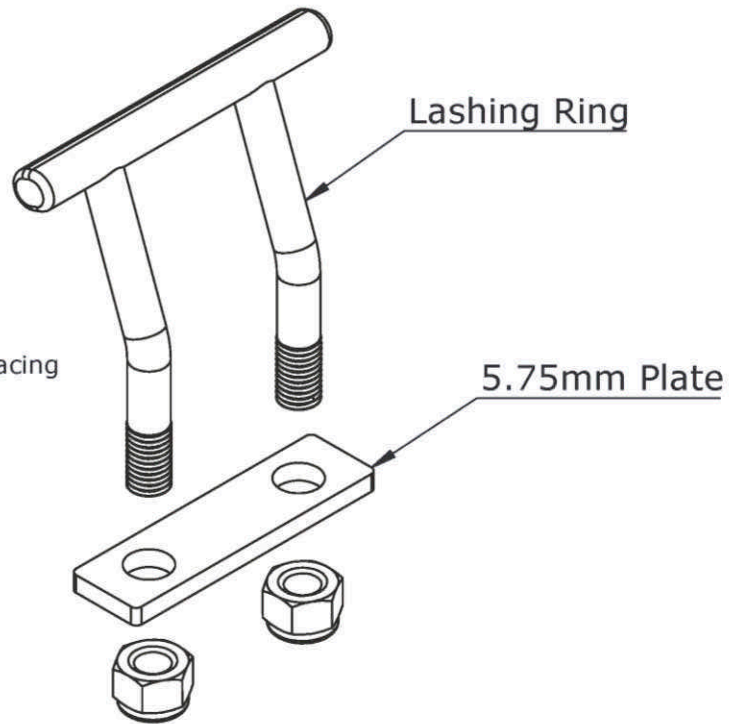


www.servicemetals.co.uk

Lashing Ring

STGV/LR

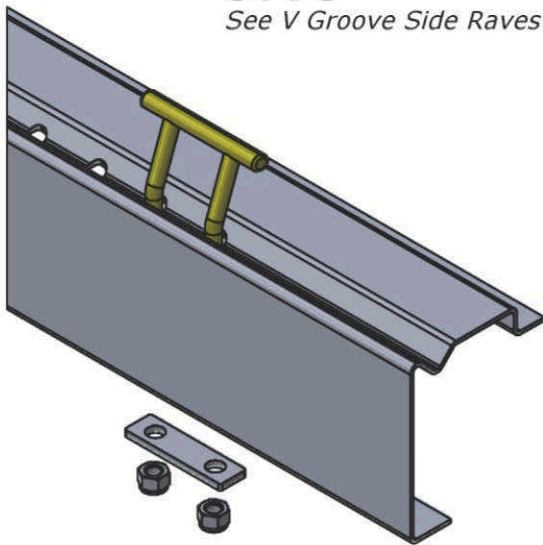
For Side Raves - MSGV/STVG
Hole diameter 14mm/56mm spacing



V Groove Application

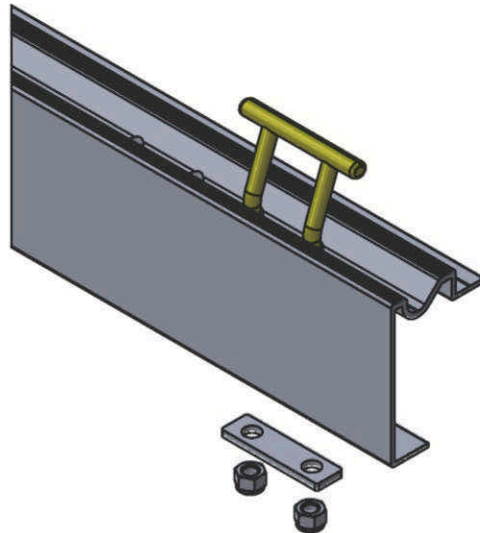
STVG

See V Groove Side Raves



MSVG3/MSVG4

See V Groove Side Raves



- For use with V Groove side raves
- Manufactured to withstand 1.25 tonne pull weight
- 2.5 tonne pull weight in total across 2 Side Raves
- Holes not pre-drilled

Floor Planks

FP24

2.14 kg/m

230



FP32

2.51 kg/m

203.2



FP33

2.61 kg/m

203.2



FP22

3.20 kg/m

203.2



FP46

2.31 kg/m

203.2



FP48

2.41 kg/m

203.2



PLEASE NOTE - All sections are Aluminium unless otherwise stated.
- All dimensions millimeters unless otherwise stated.



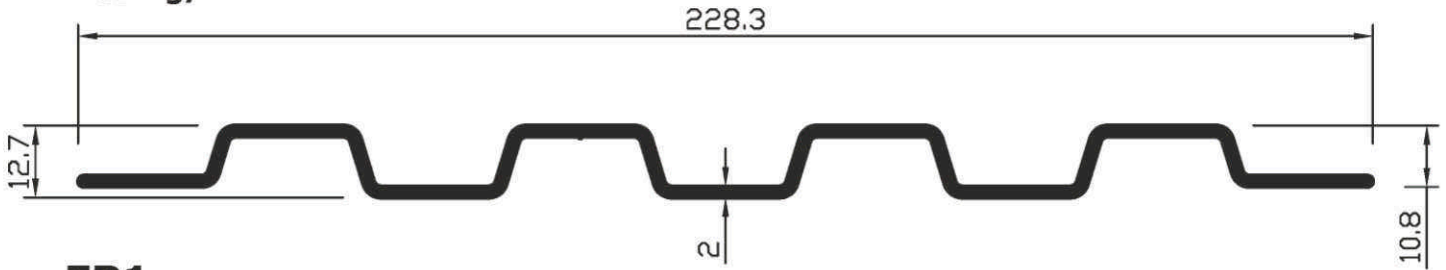
www.servicemetals.co.uk

Floor Planks

FP15*

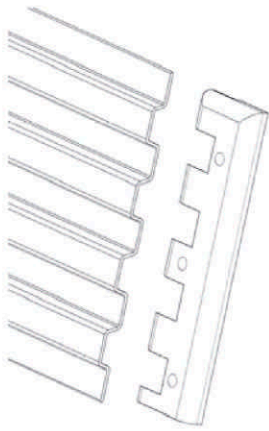
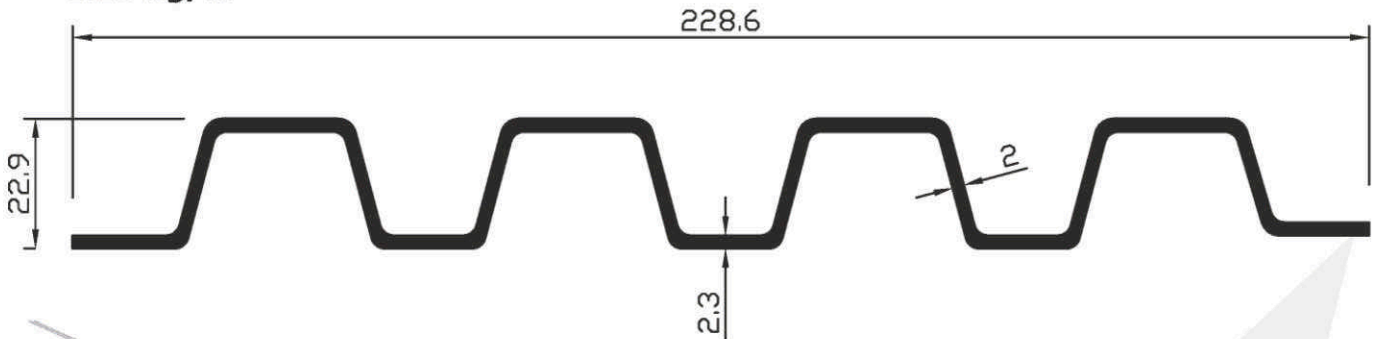
1.59 kg/m

*End Castings
CS28 available - see below



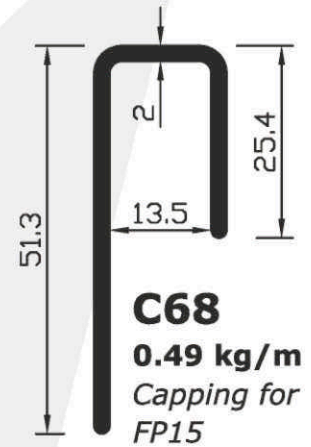
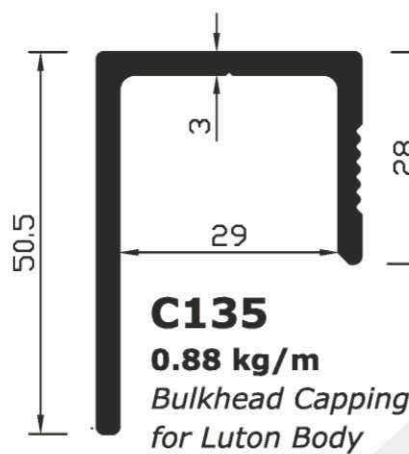
FP1

2.25 kg/m



CS28

For use with FP15
Available in pairs



Gussets

CS7

4kg pair

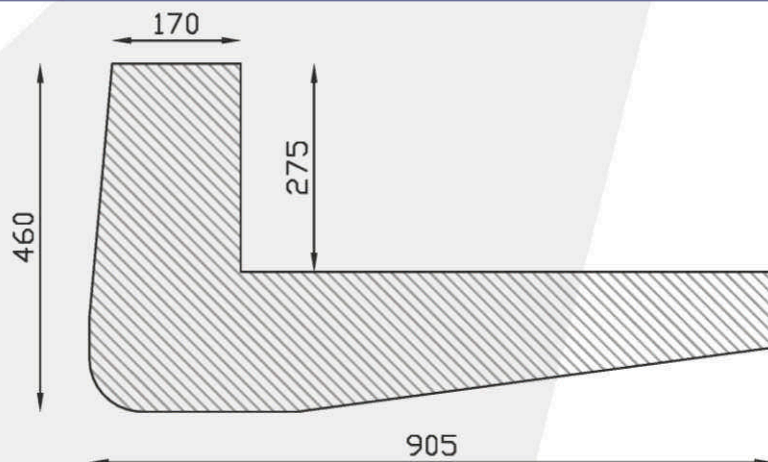
Bulkhead Gusset

4.76mm (3/16") thick

Supplied in pairs

Similar products can be

supplied in steel

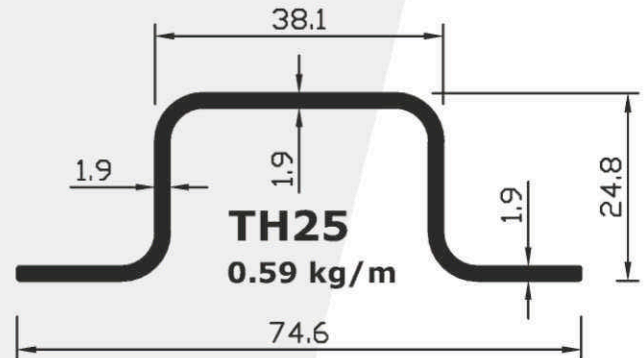
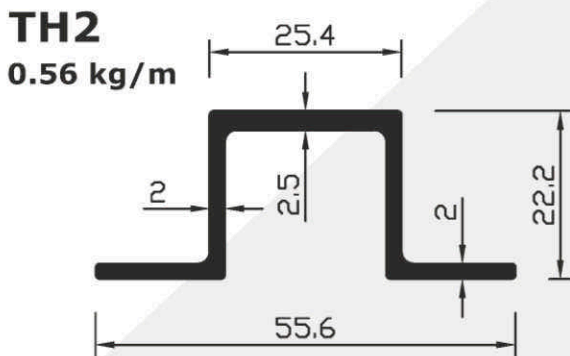
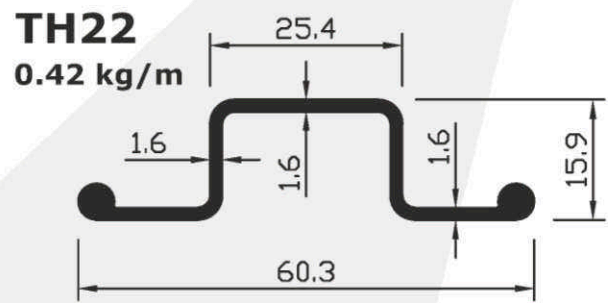
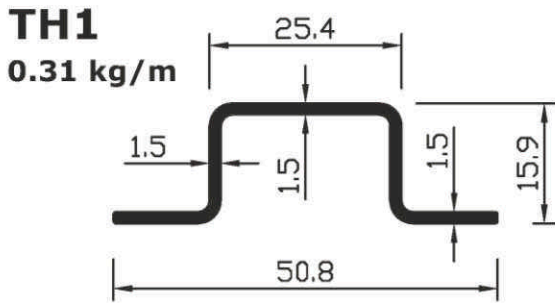
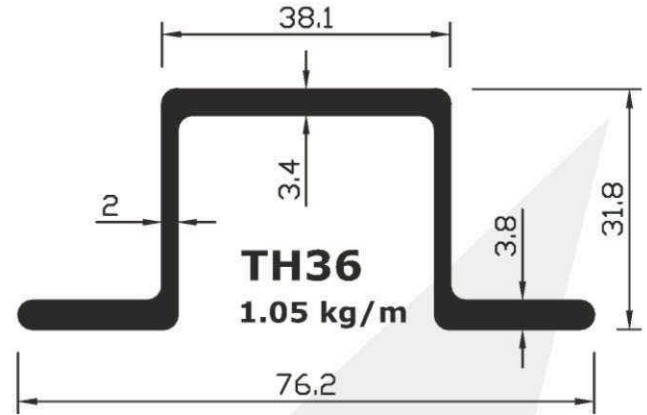
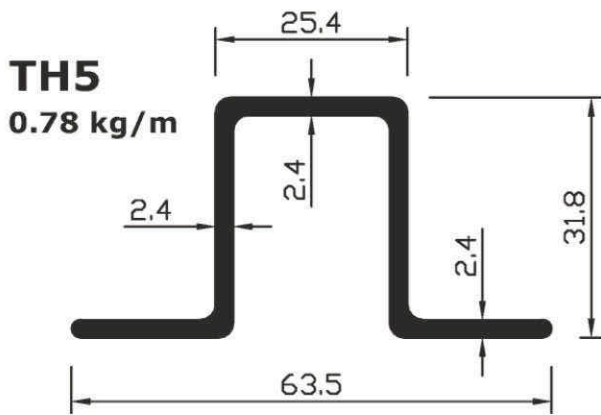
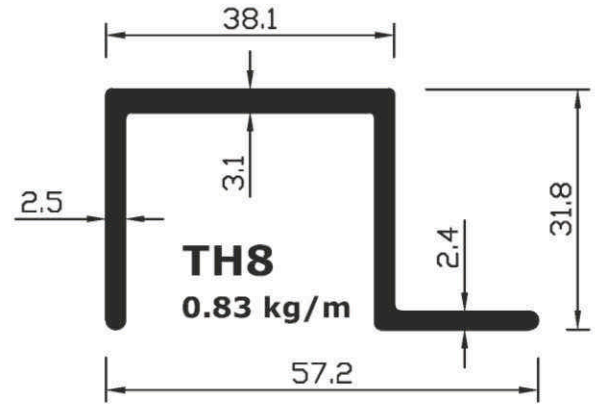
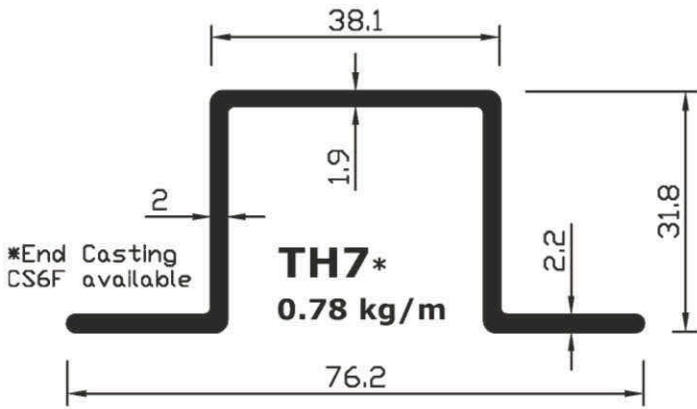


PLEASE NOTE - All sections are Aluminium
unless otherwise stated.
- All dimensions millimeters unless
otherwise stated.



www.servicemetals.co.uk

Top Hats

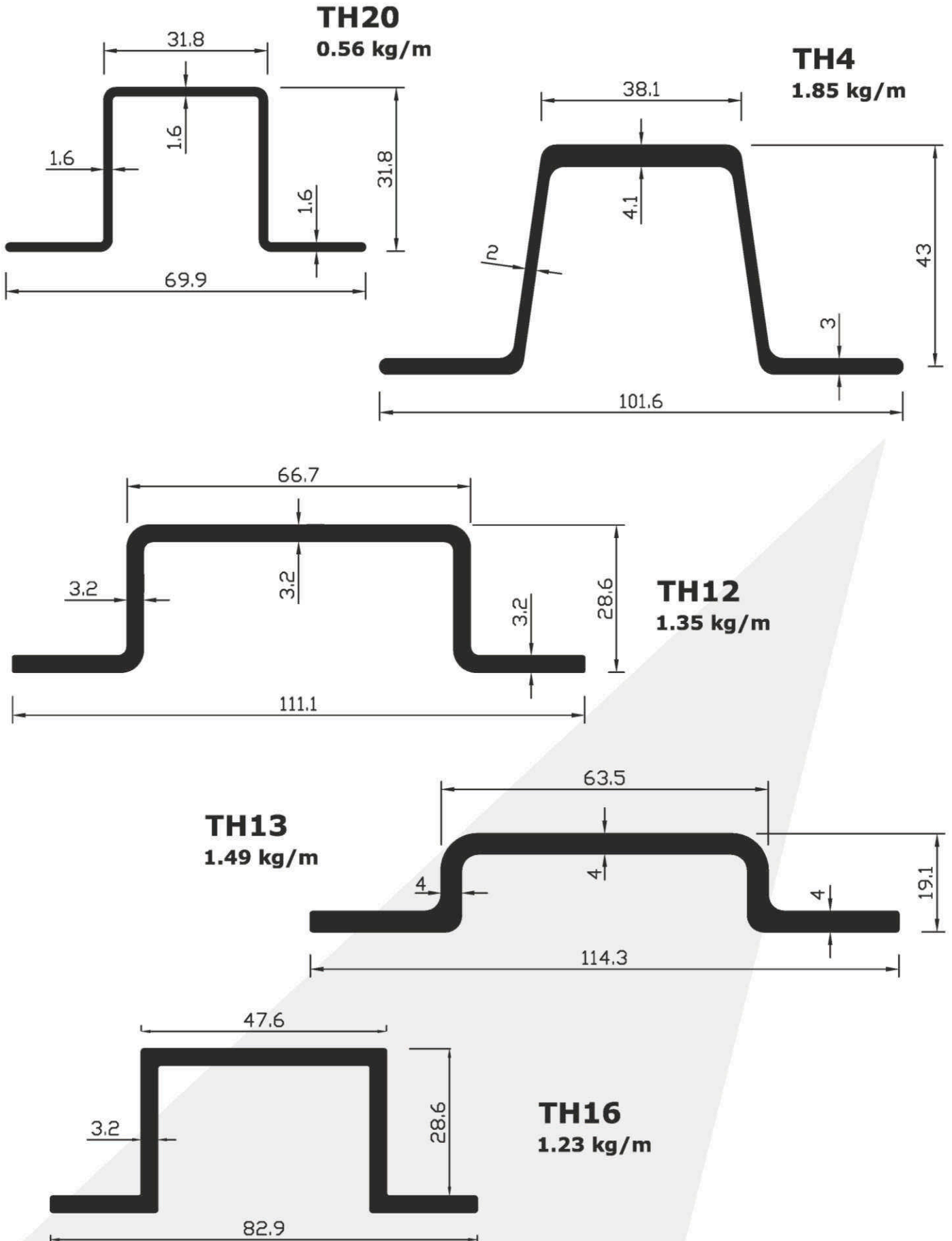


PLEASE NOTE - All sections are Aluminium unless otherwise stated.
- All dimensions millimeters unless otherwise stated.



www.servicemetals.co.uk

Top Hats

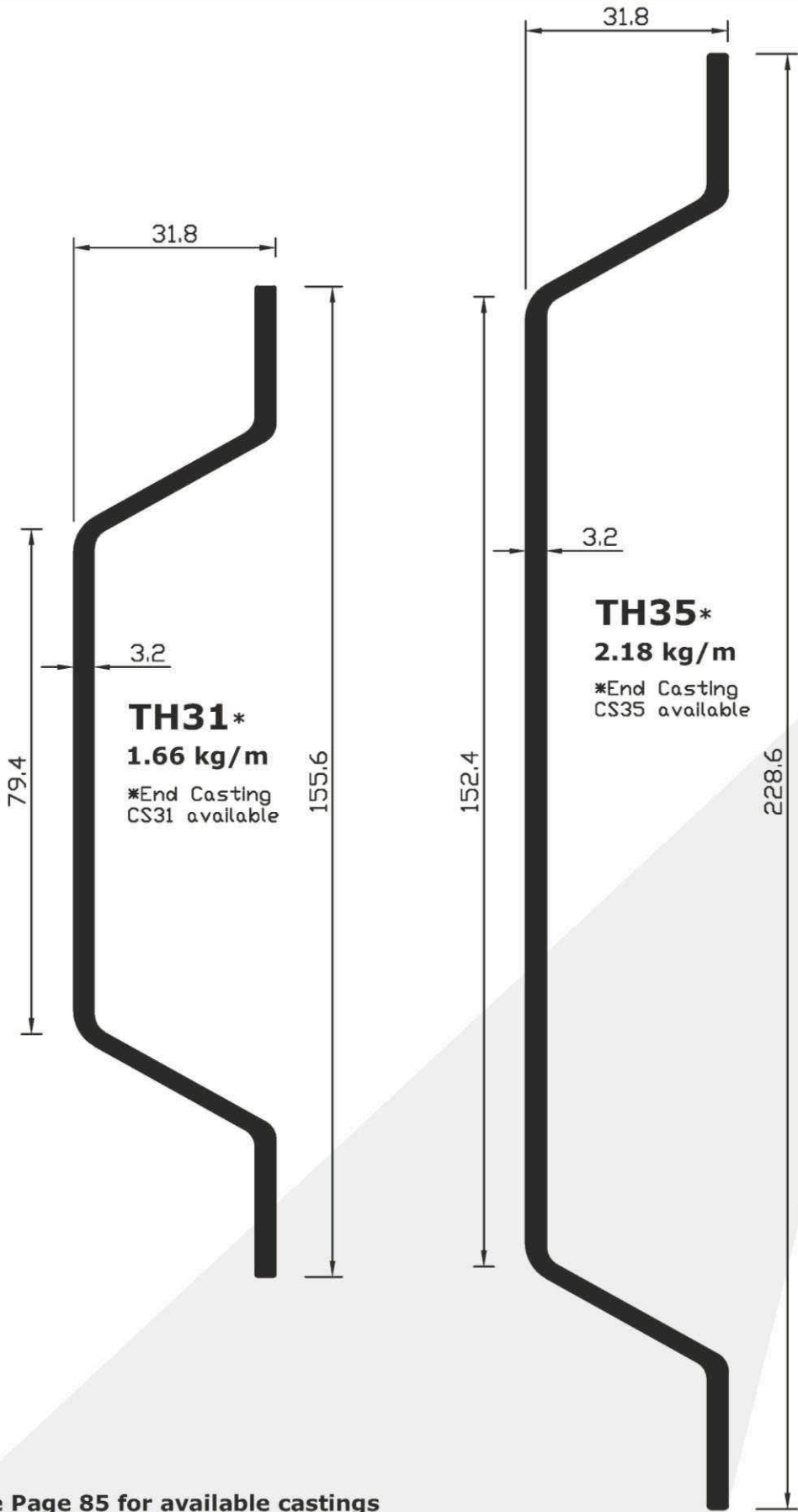


PLEASE NOTE - All sections are Aluminium unless otherwise stated.
- All dimensions millimeters unless otherwise stated.



www.servicemetals.co.uk

Top Hats



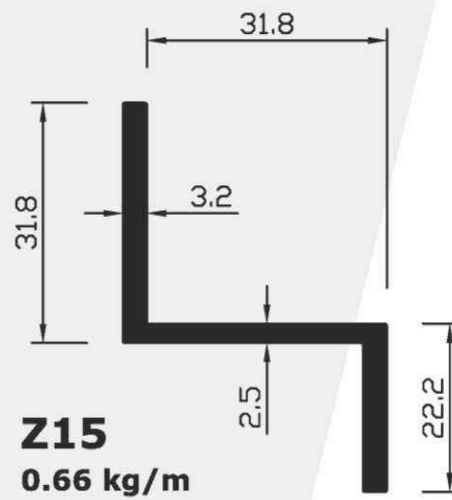
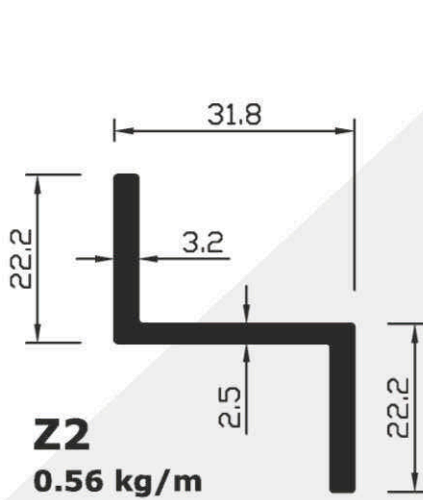
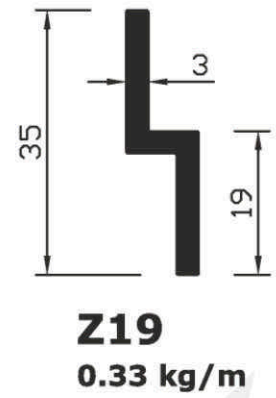
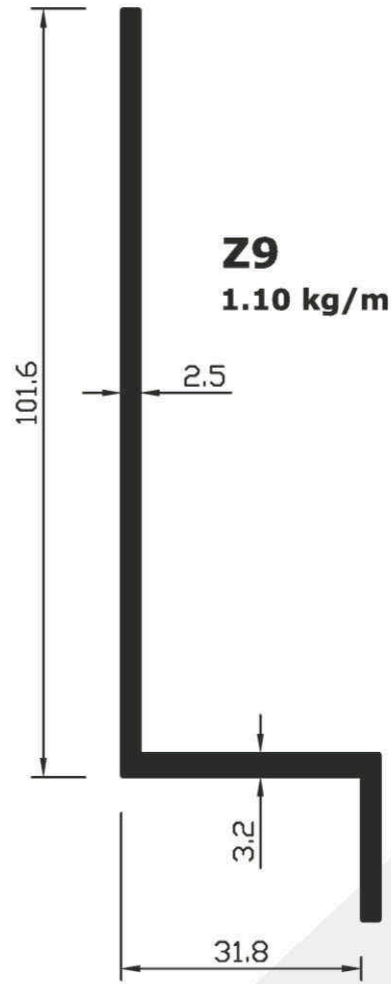
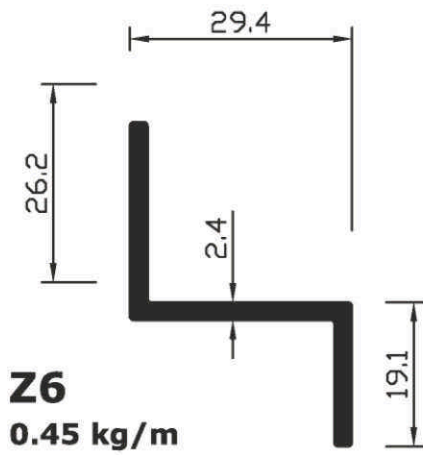
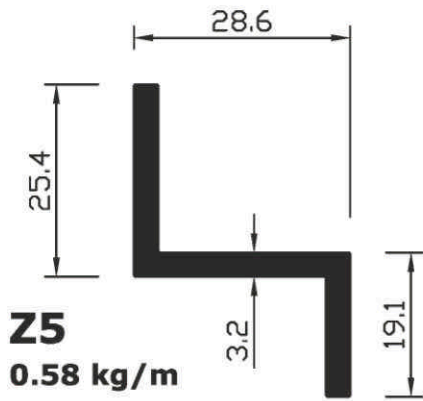
See Page 85 for available castings

PLEASE NOTE - All sections are Aluminium unless otherwise stated.
 - All dimensions millimeters unless otherwise stated.



www.servicemetals.co.uk

Zeds



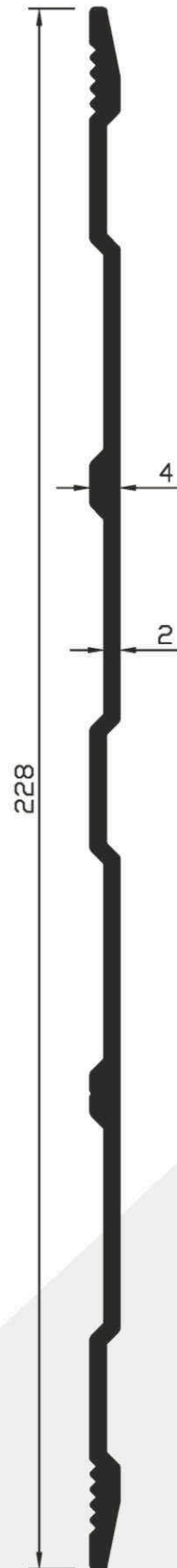
PLEASE NOTE - All sections are Aluminium unless otherwise stated.
- All dimensions millimeters unless otherwise stated.



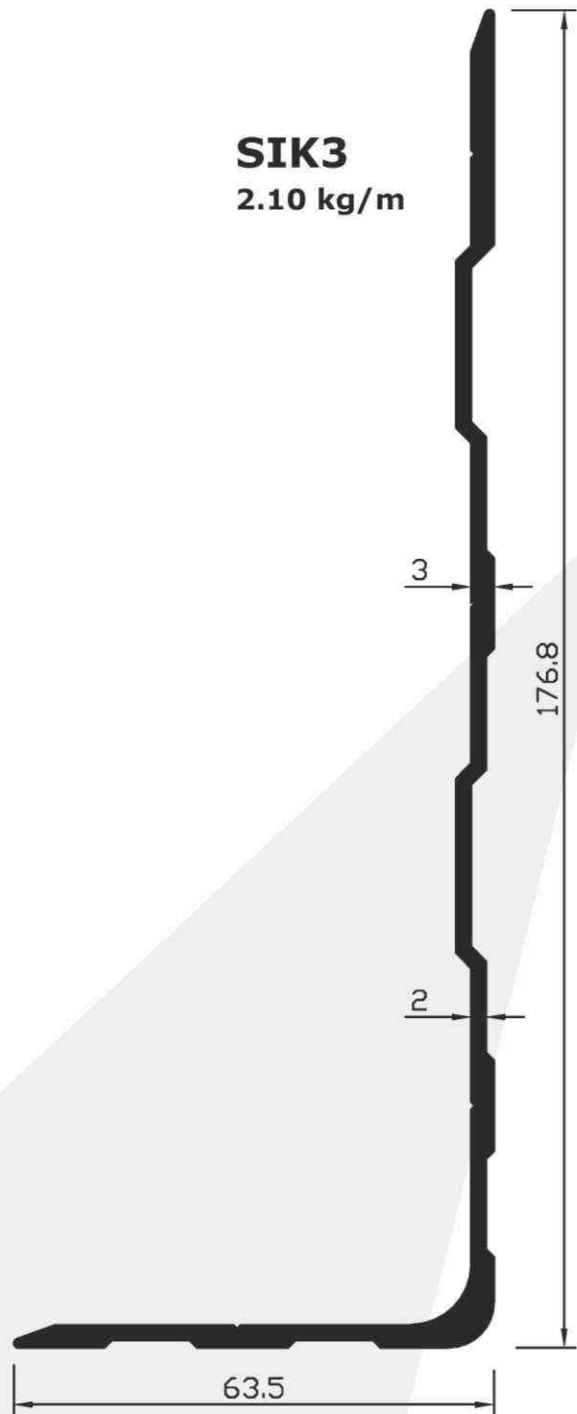
www.servicemetals.co.uk

Kick Strips

SIK1
1.58 kg/m



SIK3
2.10 kg/m



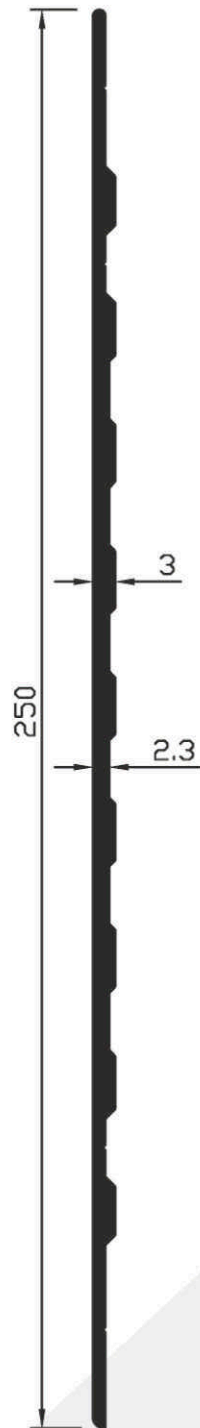
PLEASE NOTE - All sections are Aluminium unless otherwise stated.
- All dimensions millimeters unless otherwise stated.



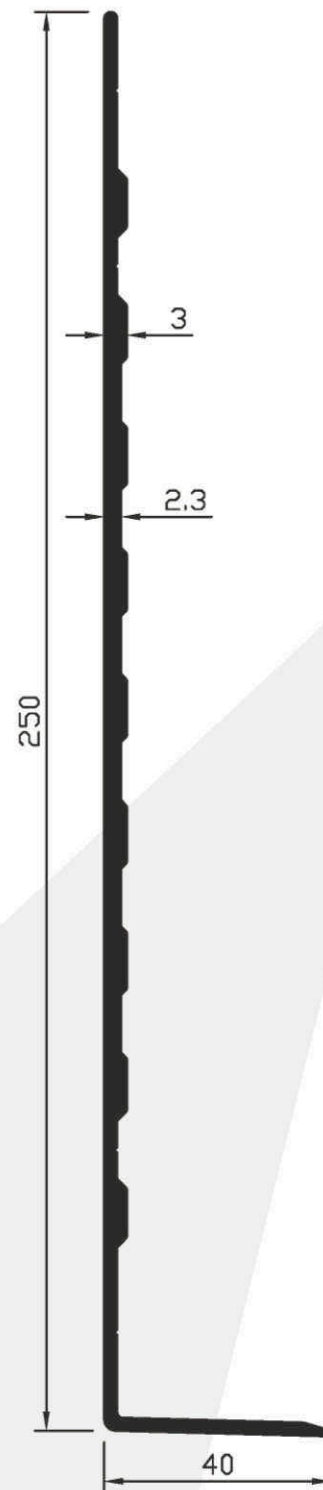
www.servicemetals.co.uk

Kick Strips

SIK5
2.10 kg/m



SIK4
2.32 kg/m



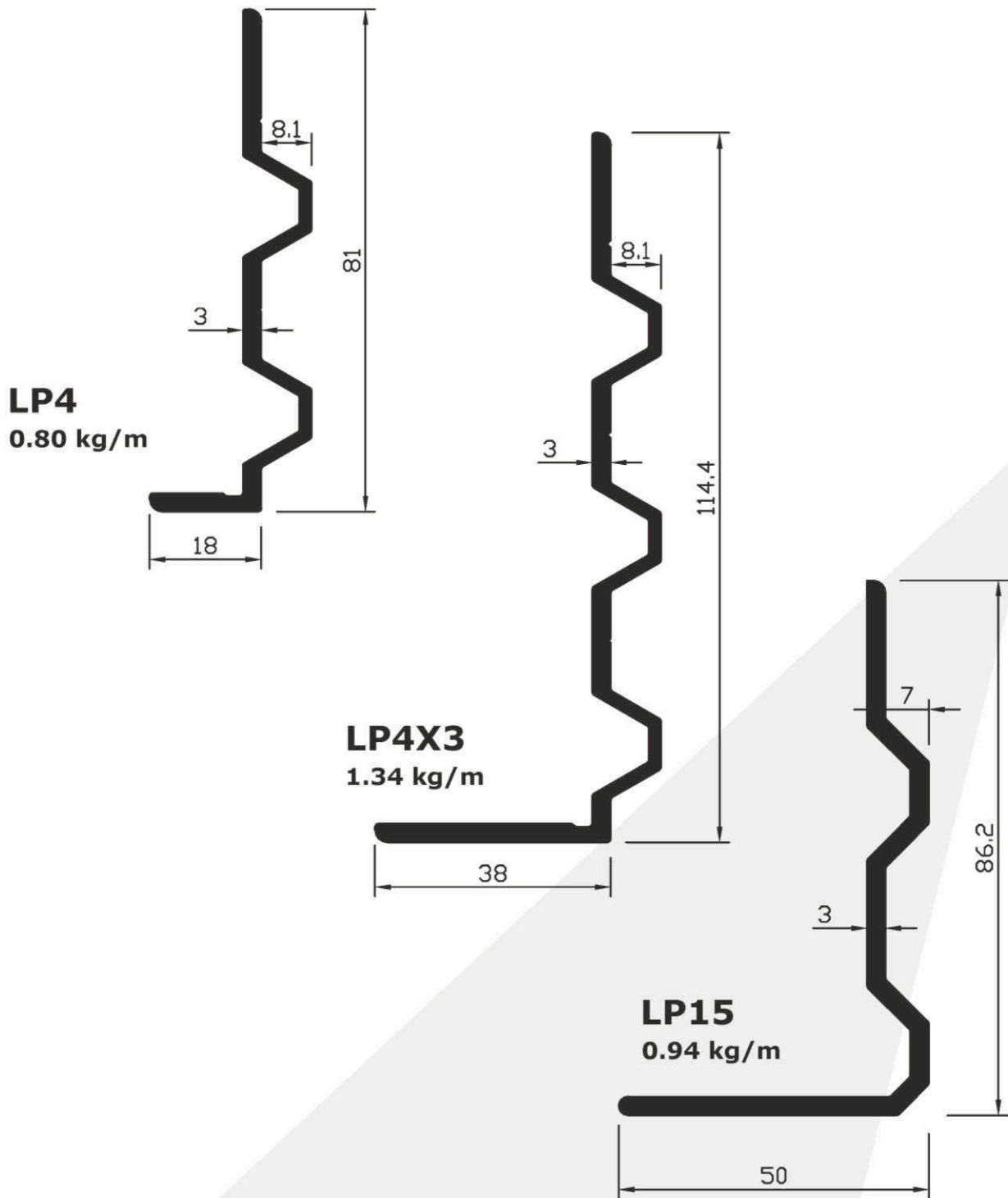
ABOVE DRAWINGS 75% SCALE

PLEASE NOTE - All sections are Aluminium
unless otherwise stated.
- All dimensions millimeters unless
otherwise stated.



www.servicemetals.co.uk

Rub Rails

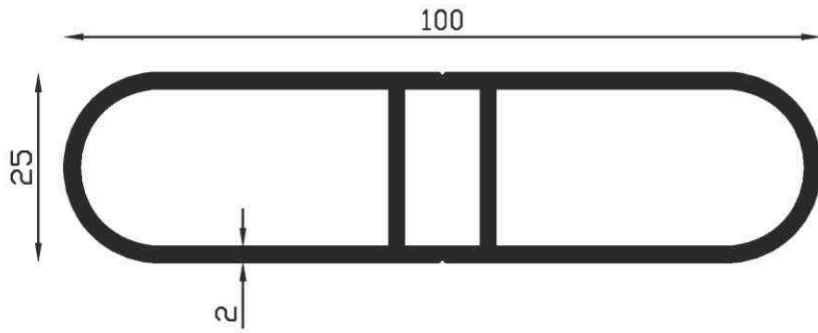


PLEASE NOTE - All sections are Aluminium unless otherwise stated.
- All dimensions millimeters unless otherwise stated.

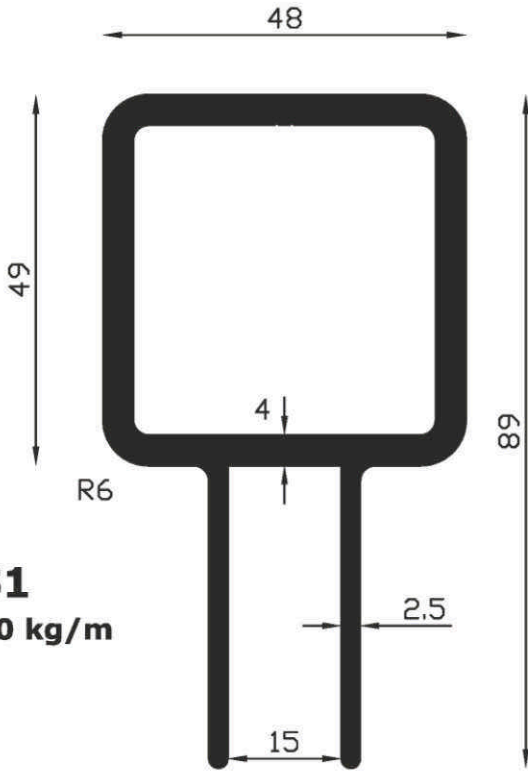
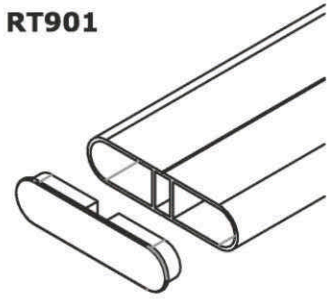


www.servicemetals.co.uk

Livestock Sections

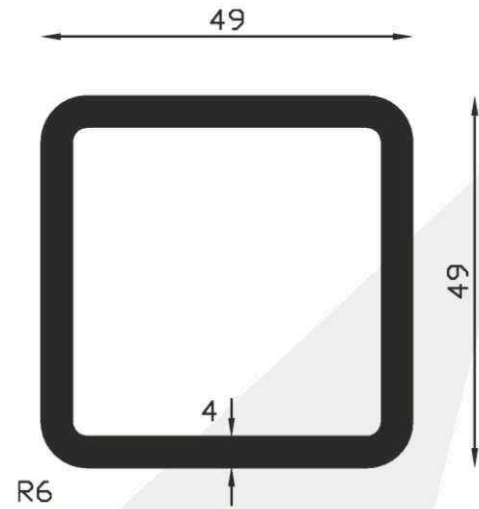


HS1
1.42 kg/m
End Capping - RT901

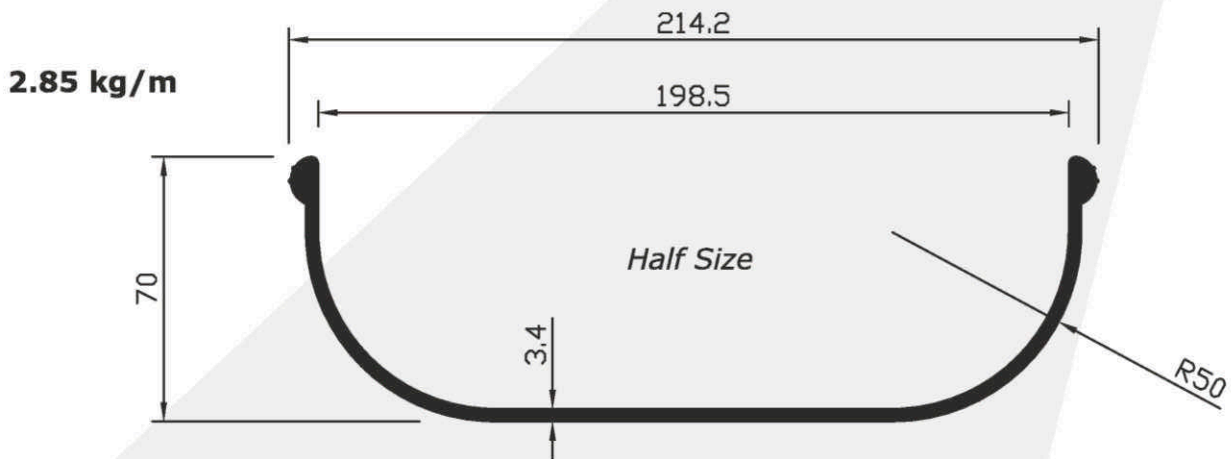


PS1
2.40 kg/m

PS2
1.88 kg/m



Hose Tray Extrusion

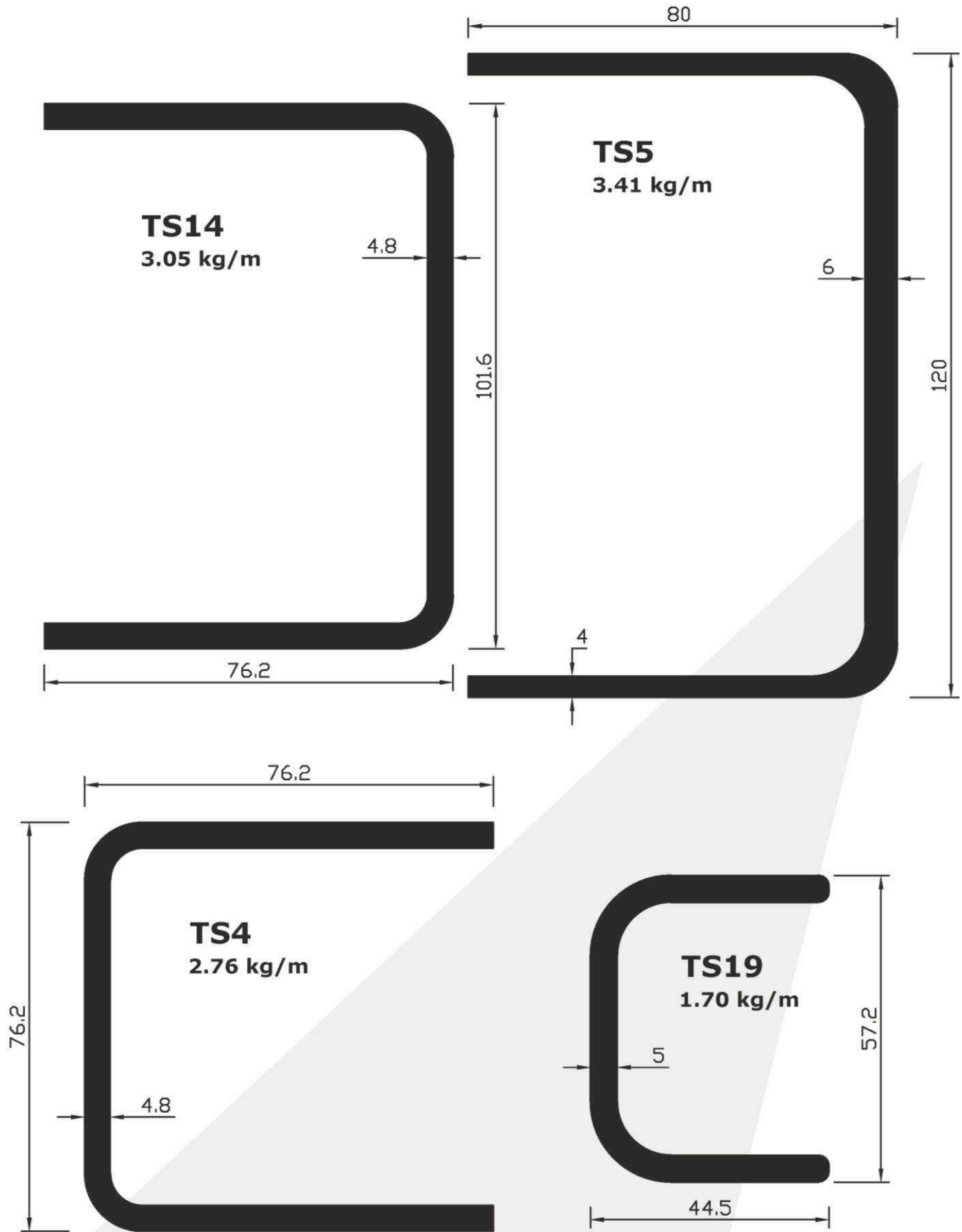


PLEASE NOTE - All sections are Aluminium unless otherwise stated.
- All dimensions millimeters unless otherwise stated.



www.servicemetals.co.uk

Welded Tipper Sections



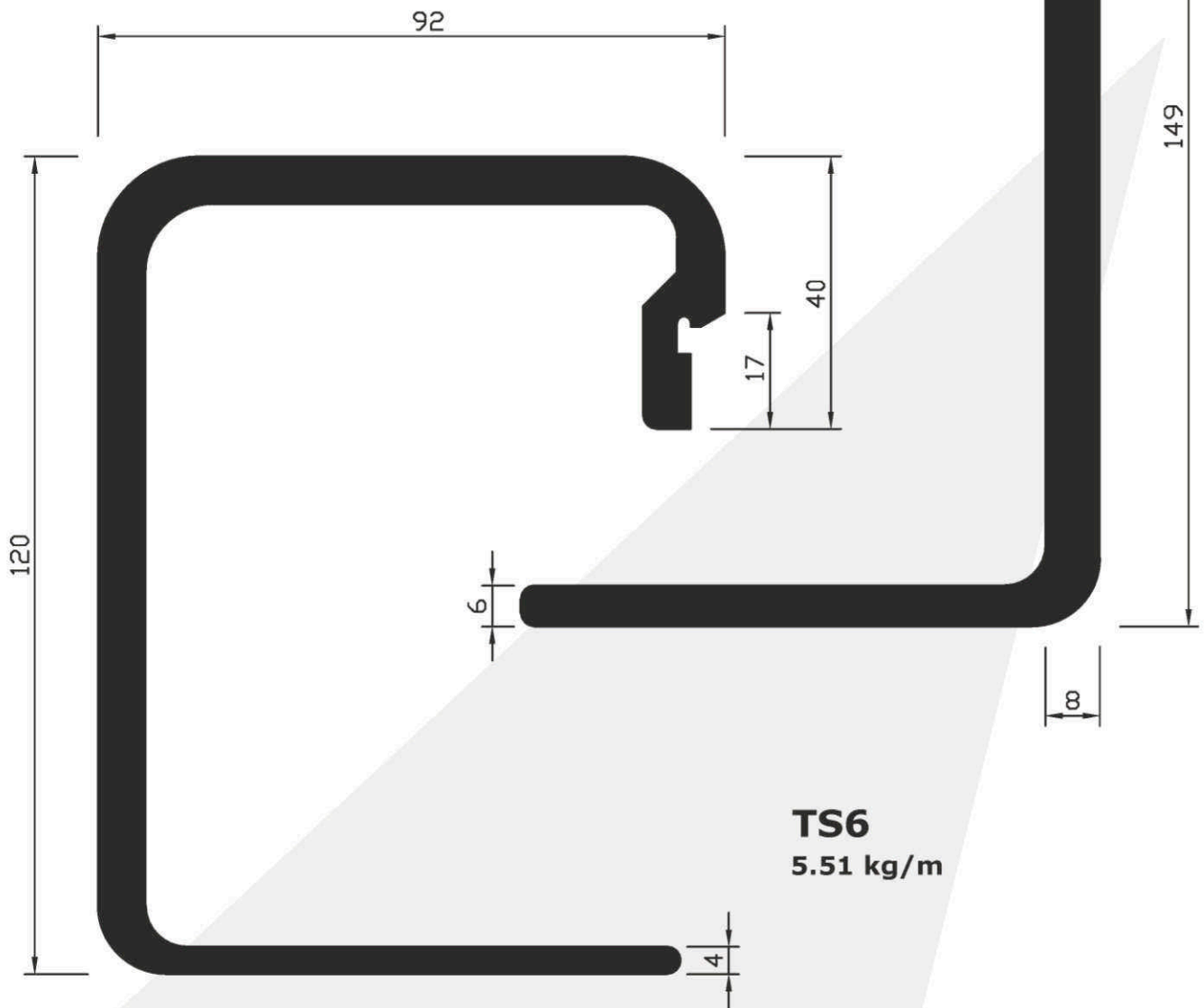
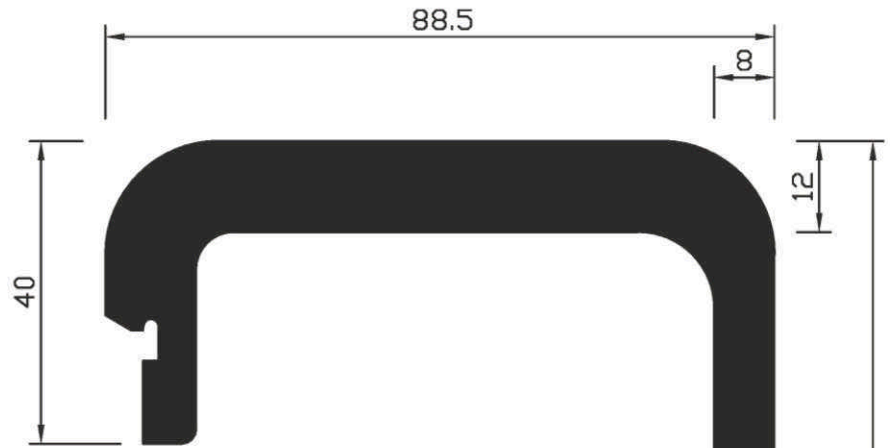
PLEASE NOTE - All sections are Aluminium unless otherwise stated.
- All dimensions millimeters unless otherwise stated.



www.servicemetals.co.uk

Welded Tipper Sections

TS17
7.28 kg/m



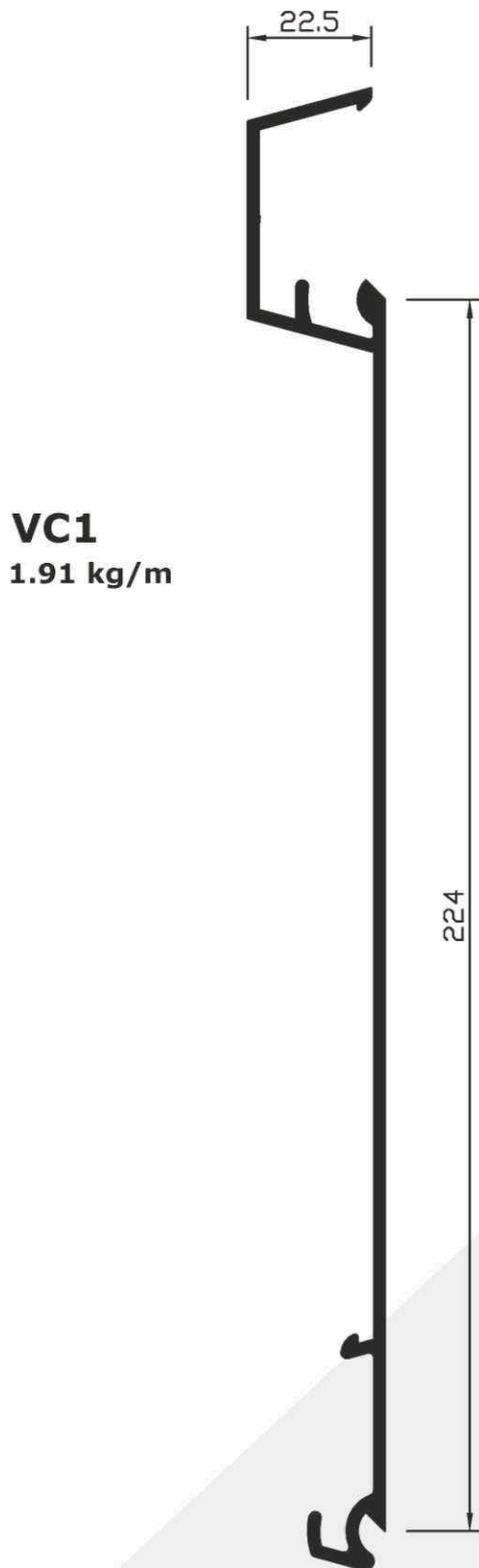
TS6
5.51 kg/m

PLEASE NOTE - All sections are Aluminium unless otherwise stated.
- All dimensions millimeters unless otherwise stated.



www.servicemetals.co.uk

Van Clip Section



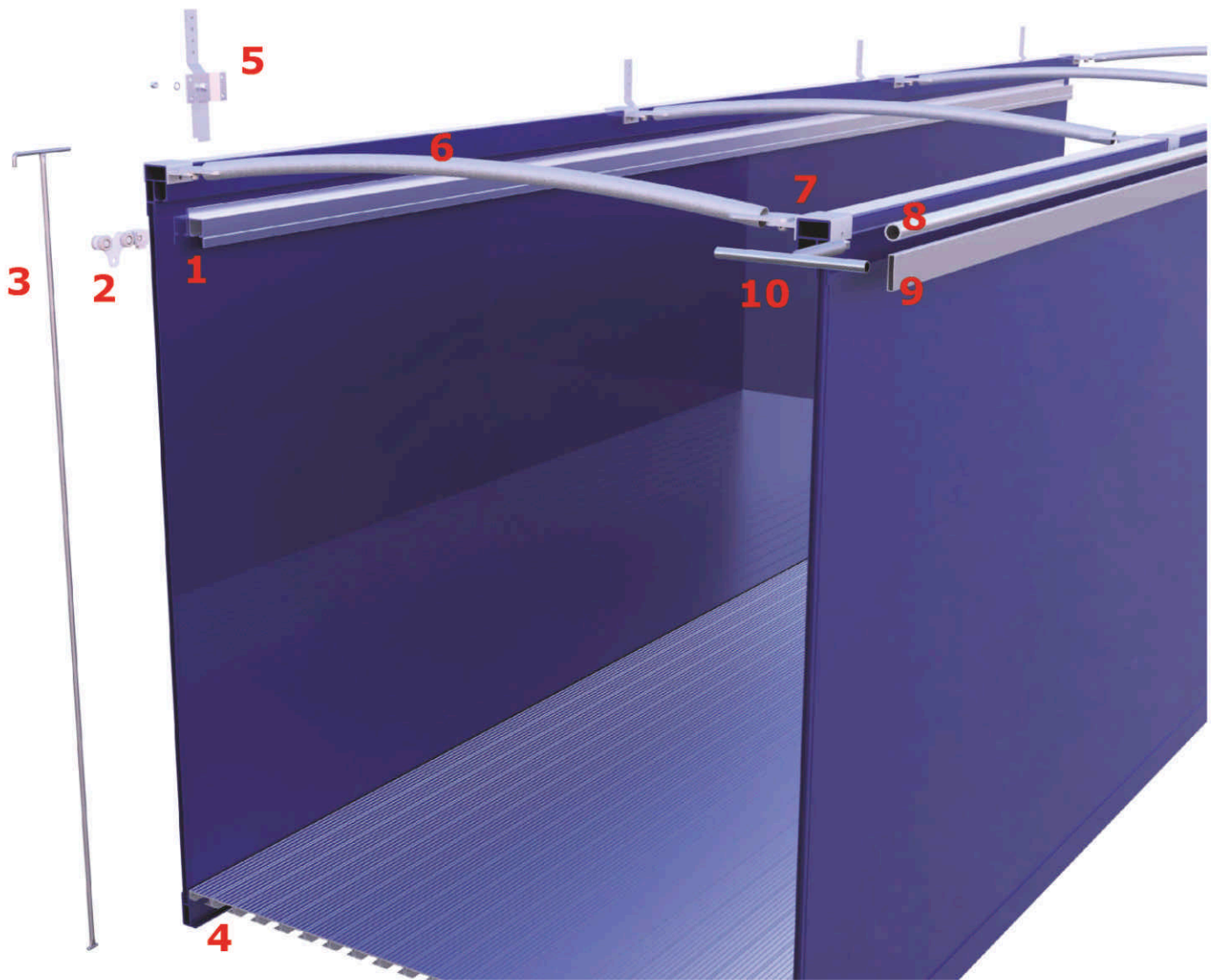
- To be used in lieu of intermediate Top Hat and sheet constructed sides and bulkheads
- Also used for rear door and tailboard construction

PLEASE NOTE - All sections are Aluminium unless otherwise stated.
- All dimensions millimeters unless otherwise stated.



www.servicemetals.co.uk

Walking Floor Trailer Components



- | | | |
|-----------|--------------------|---|
| 1 | WF-T | Aluminium Moving Headboard Track Section (works with rollers WFSR-48) |
| 2 | WFSR-48 | Steel Roller to hang Moving Headboard (also WFSR-42 for original tracks) |
| 3 | SHZP | 'Shepherd's Hook' - Zinc Plated long reach hooked end pole |
| 4 | WF-PS/WF-PD | Aluminium Floor Planks x 13.3 metre lengths |
| 5 | SSHD | Sheet Stop & Plate - Heavy Duty Galvanised (*body fixings not supplied) |
| 6 | GBRB | Roof Bar - Curved 100mm (4") Rise - Galvanised (will fit most WF trailers) |
| 7 | RBB | Brackets for GBRB - Galvanised - for 100mm Top Rail (*fixings not supplied) |
| 8 | RT39M | Aluminium 50mm OD x 5mm Tubes x 13.6 metre (45') lengths |
| 9 | WF-B | Aluminium 100mm x 25mm RHS x 13.6 metre (45') lengths |
| 10 | CSH | Sheet Tube Handle - Zinc Plated c/w Sleeve to fit RT39M Aluminium Tube |



Walking Floor Trailer Components

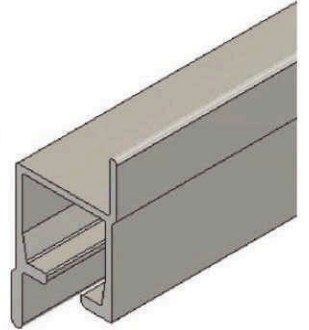
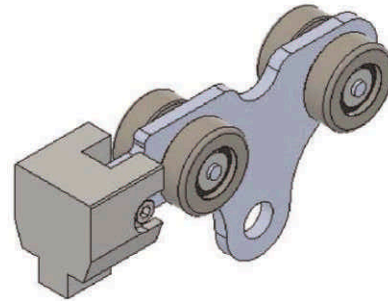
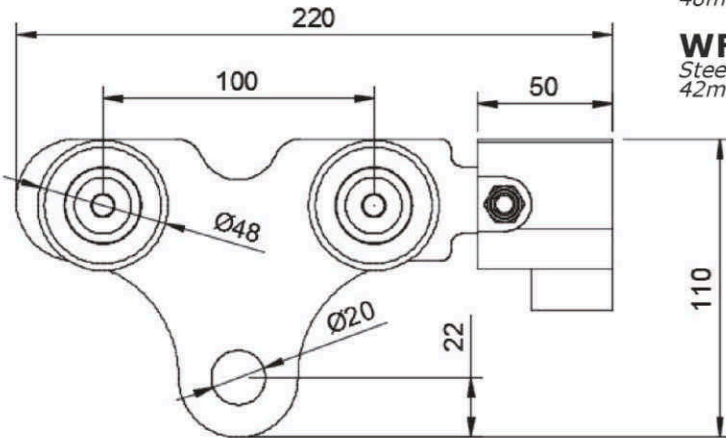
Walking Floor Rollers

WFSR-48

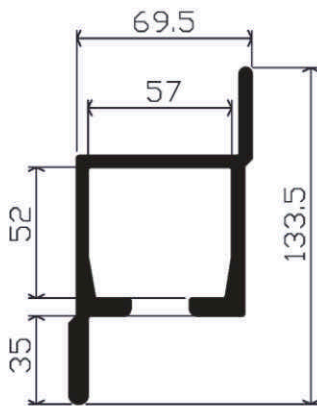
Steel Roller. To fit Service Metals track WFT. 48mm dia. wheel.

WFSR-42


Steel Roller. To fit existing manufacturers track. 42mm dia. wheel.



Walking Floor Sections

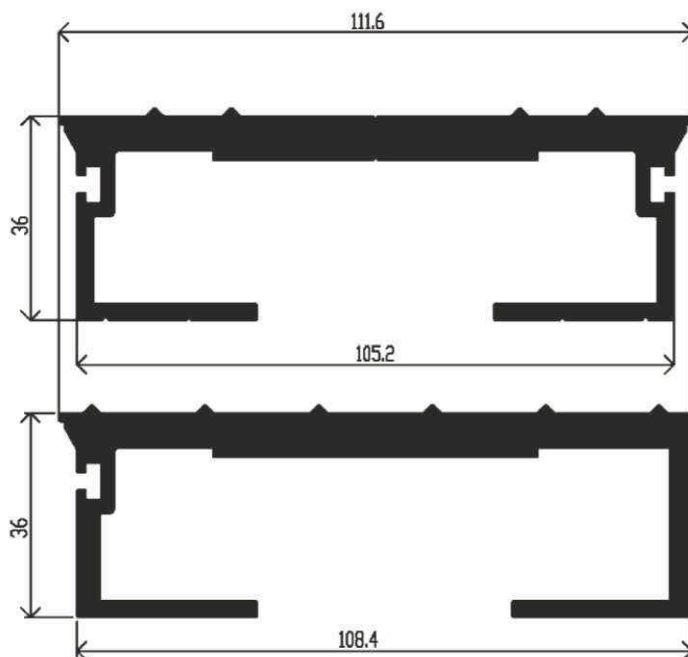


WF-T
To fit with WFSR-48 steel roller.



WF-B
Supplied in 13.6m lengths.

RT39M also available - 50mm OD x 5mm tube.
Supplied in 13.6m lengths.



WF-PD - Supplied in 13.3m lengths

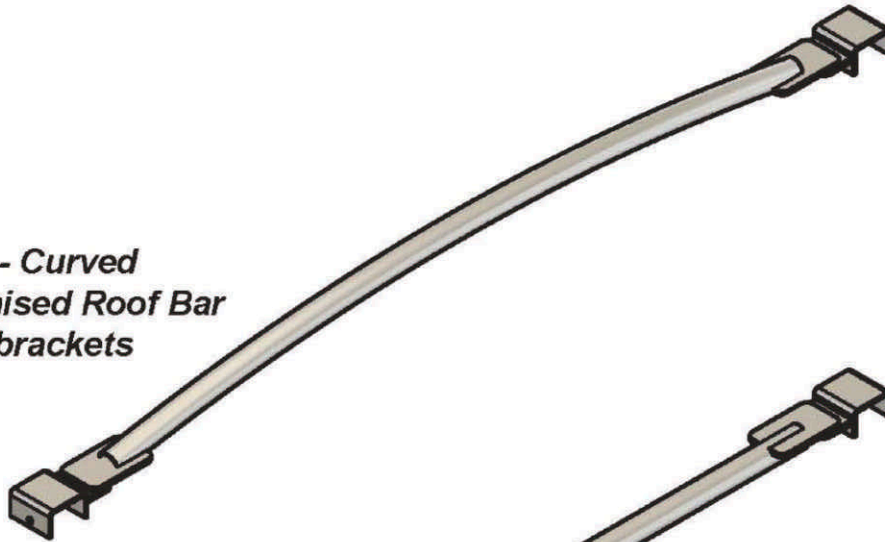
Floor Planks for Walking Floor Trailers
*note - shown smaller than actual size

WF-PS - Supplied in 13.3m lengths

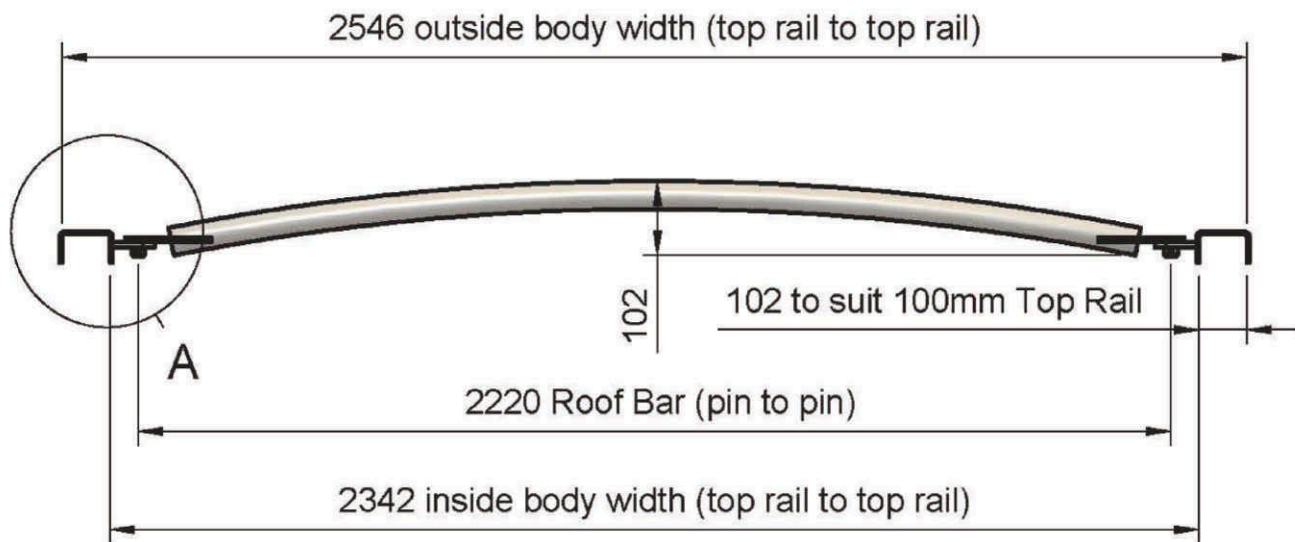
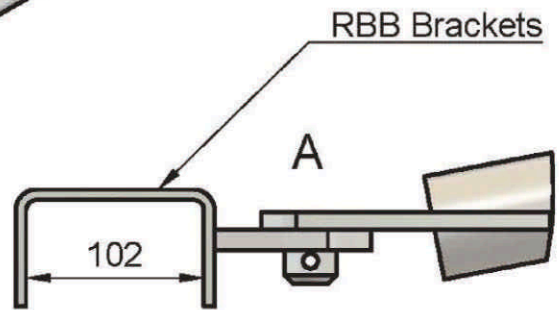
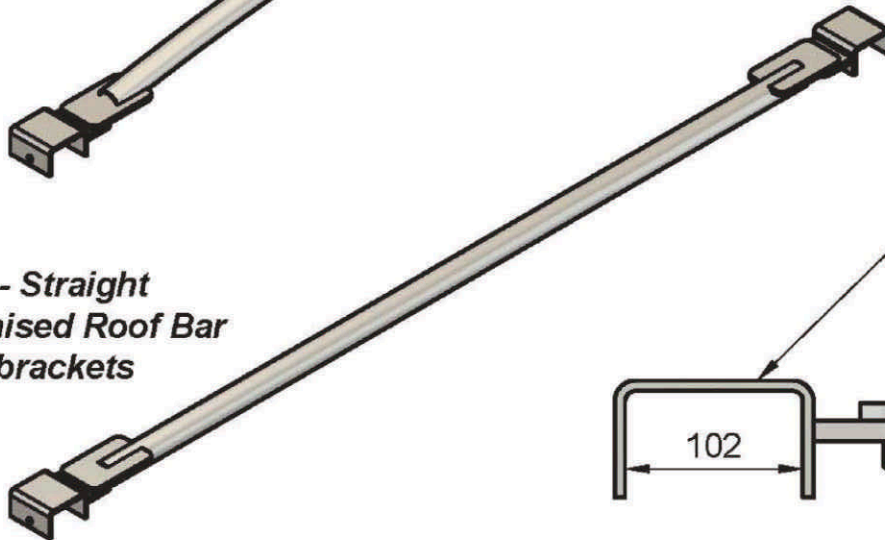


Walking Floor Trailer Components

GBRB - Curved Galvanised Roof Bar +RBB brackets

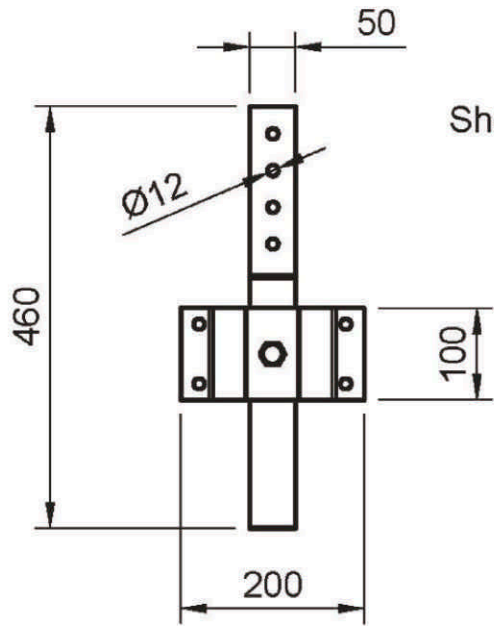


GSRB - Straight Galvanised Roof Bar +RBB brackets

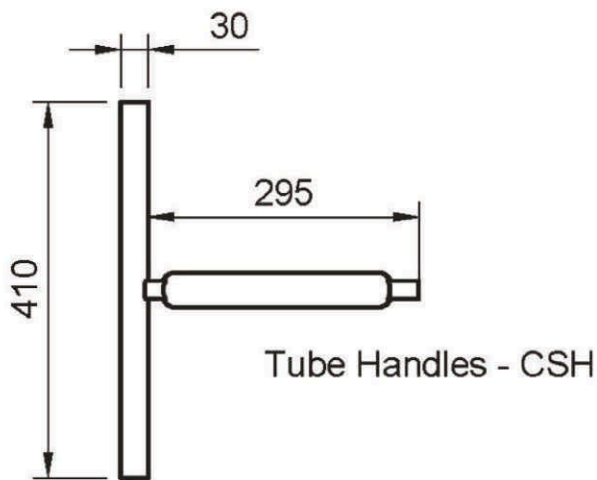
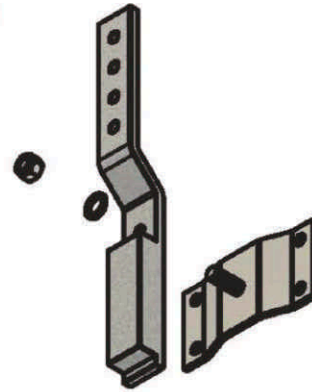


*same dimensions as GBRB

Walking Floor Trailer Components


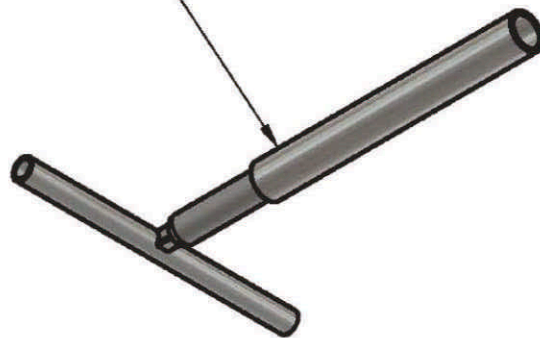


Sheet Stops - SSHD

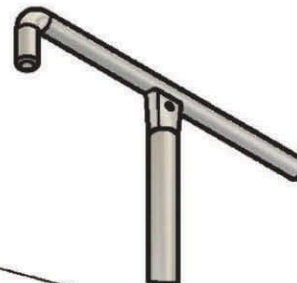


Tube Handles - CSH

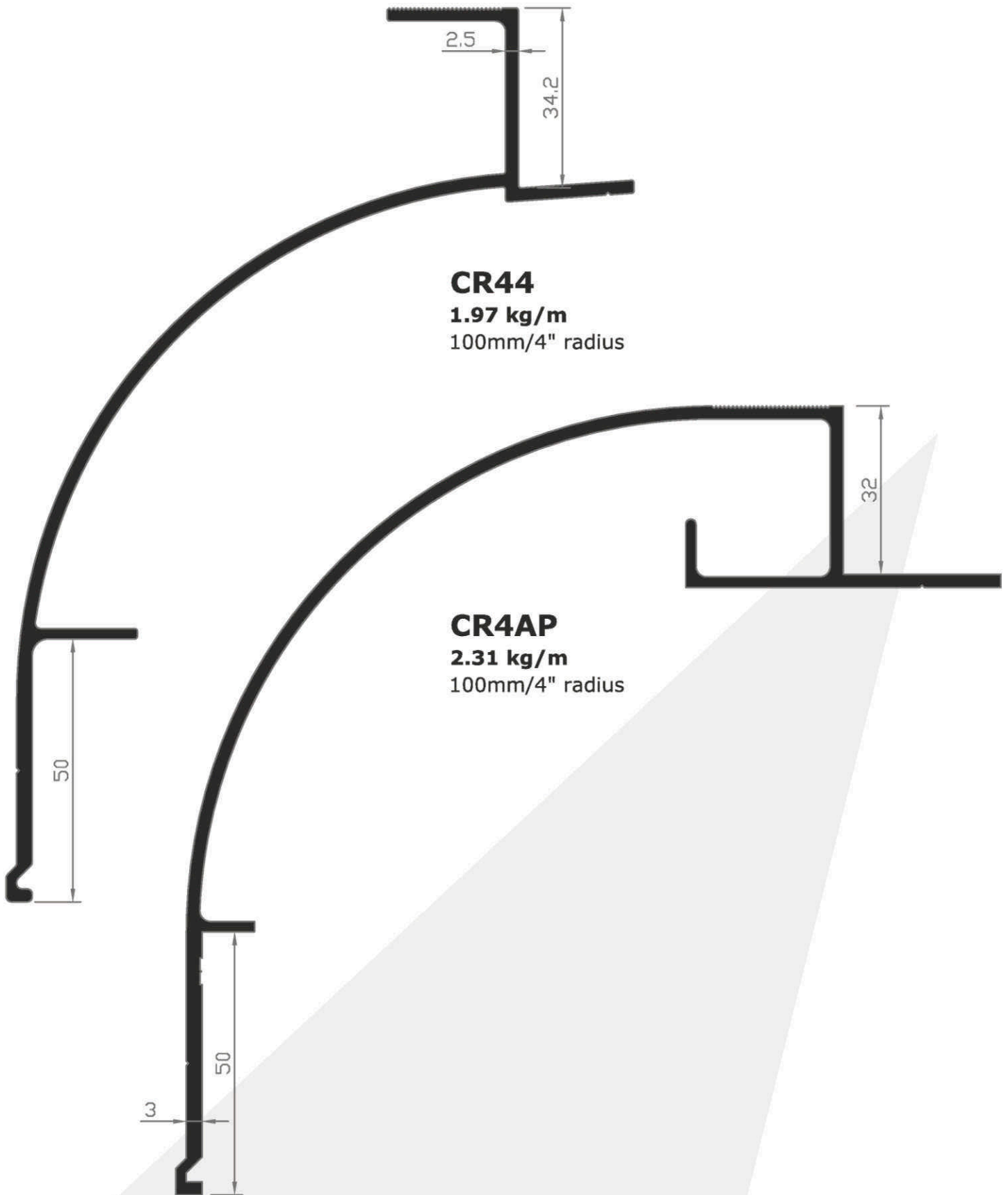
50mm OD Alum. tube in
13600mm lengths - RT39M



Shepherd's Hook -
SHZP



Cant Rails

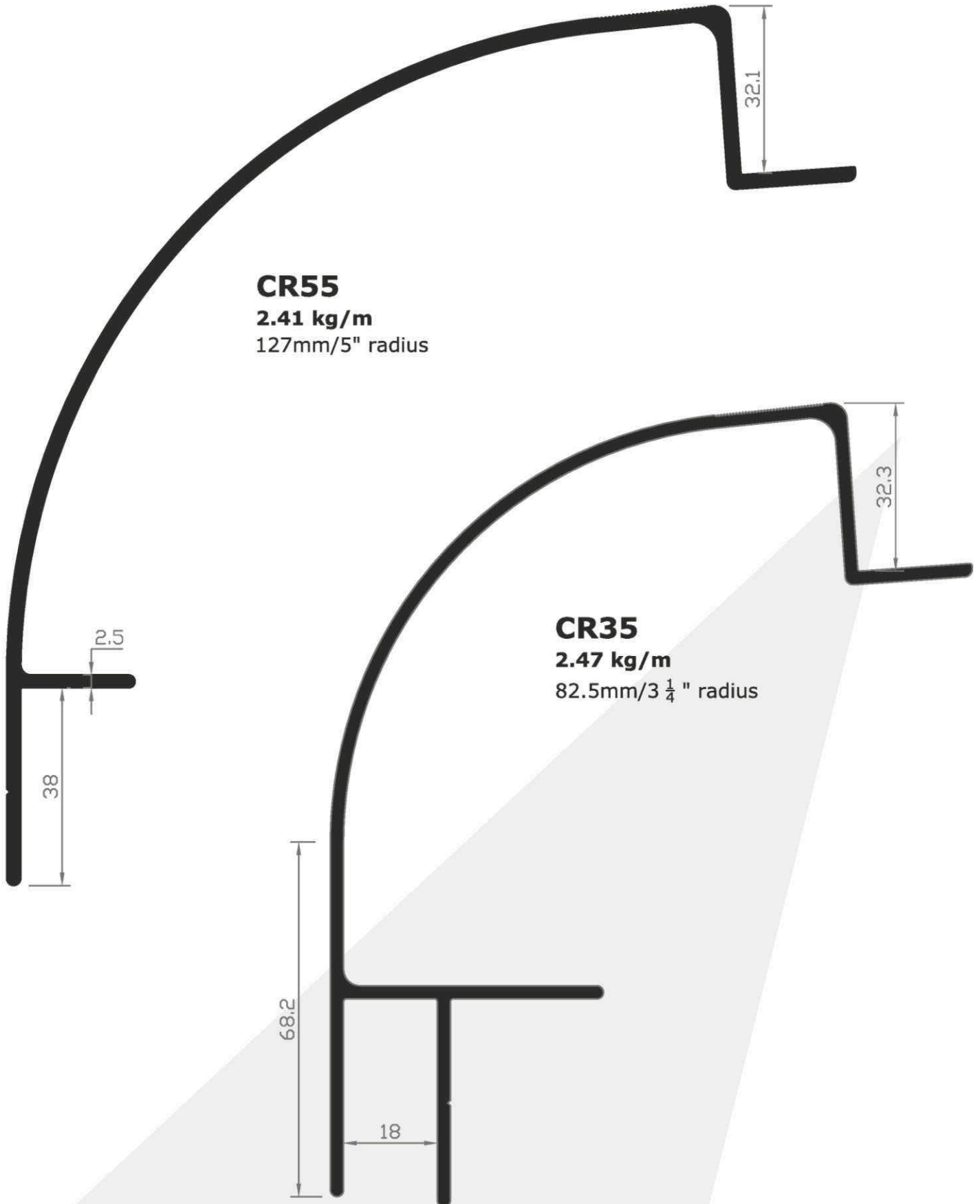


PLEASE NOTE - All sections are Aluminium unless otherwise stated.
- All dimensions in millimeters unless otherwise stated.



www.servicemetals.co.uk

Cant Rail

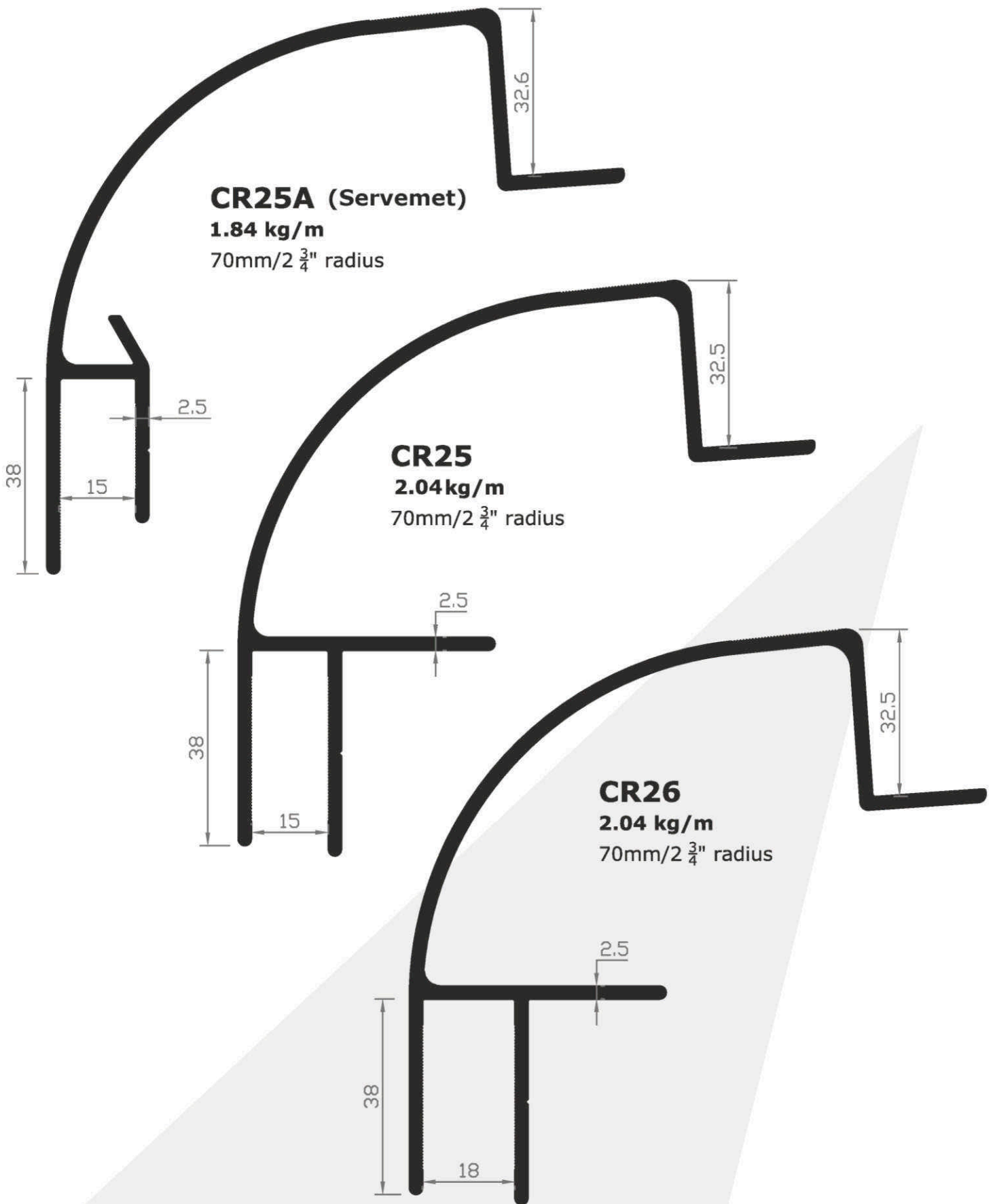


**PLEASE NOTE - All sections are Aluminium unless otherwise stated.
- All dimensions in millimeters unless otherwise stated.**



www.servicemetals.co.uk

Cant Rails

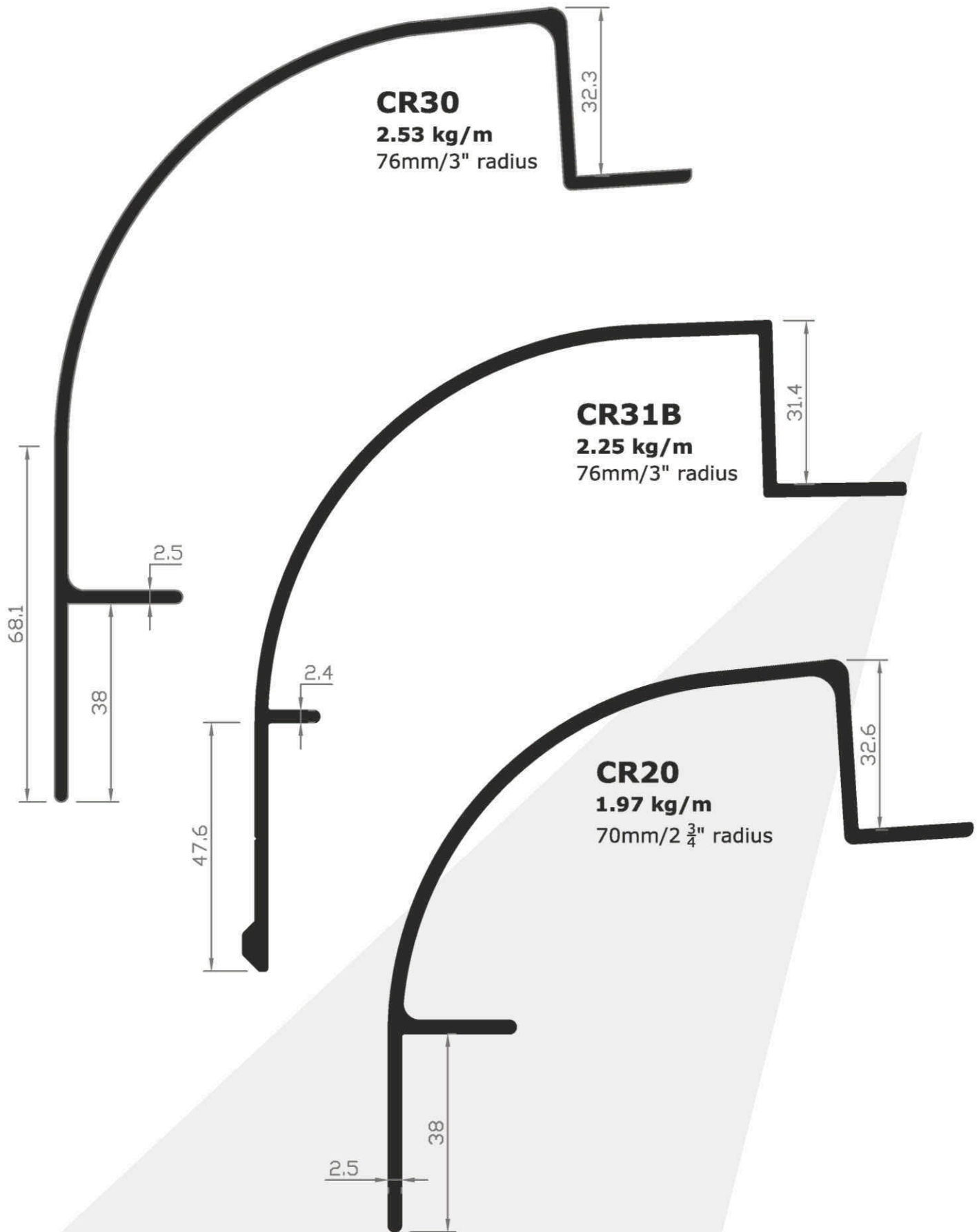


PLEASE NOTE - All sections are Aluminium unless otherwise stated.
- All dimensions in millimeters unless otherwise stated.



www.servicemetals.co.uk

Cant Rails

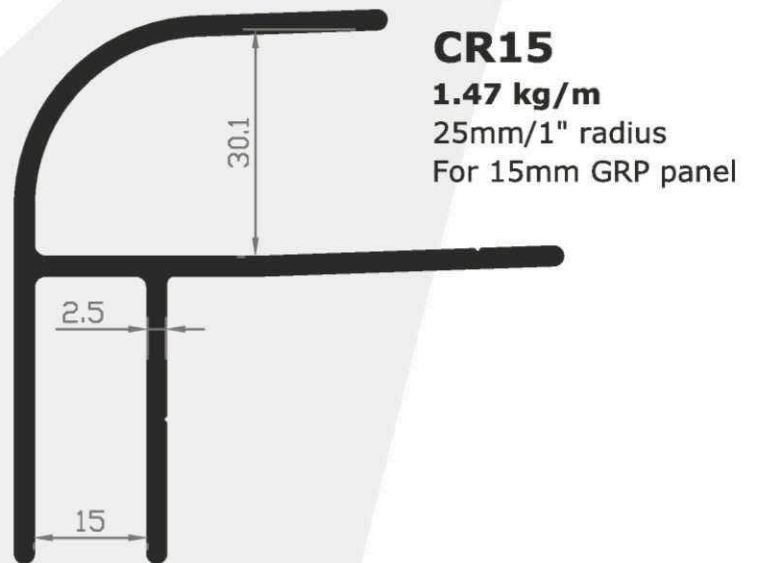
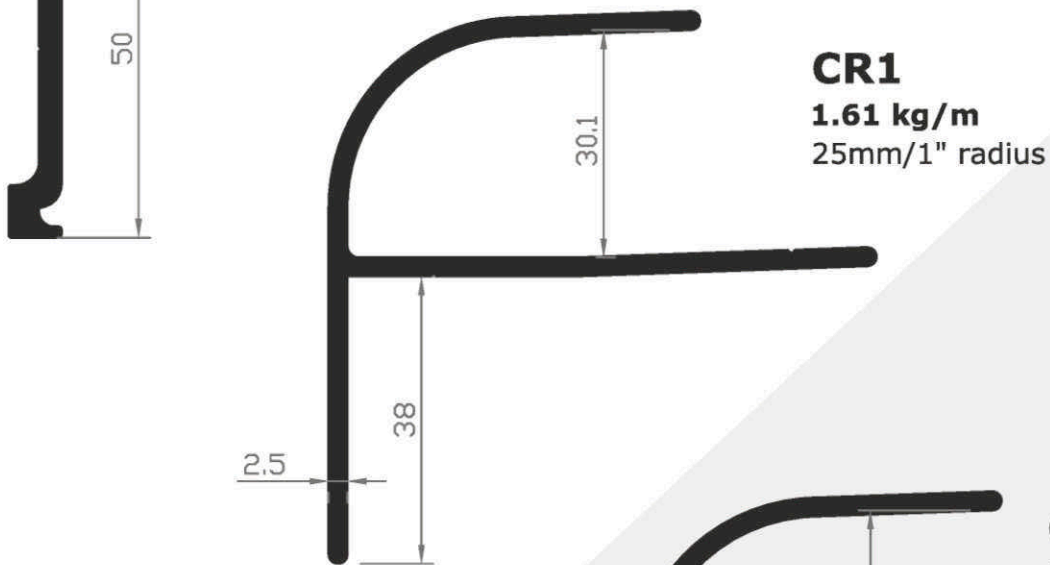
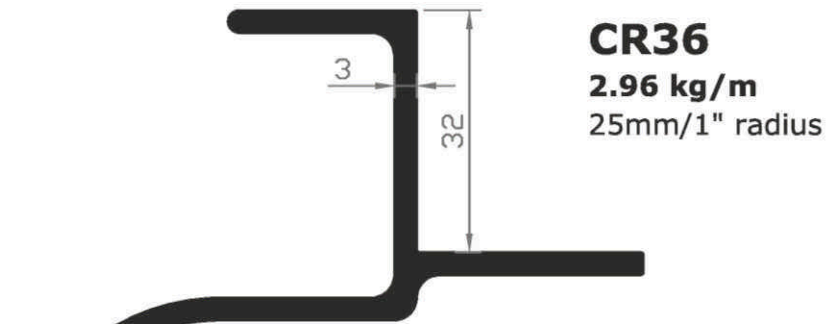


PLEASE NOTE - All sections are Aluminium unless otherwise stated.
- All dimensions in millimeters unless otherwise stated.



www.servicemetals.co.uk

Cant Rails

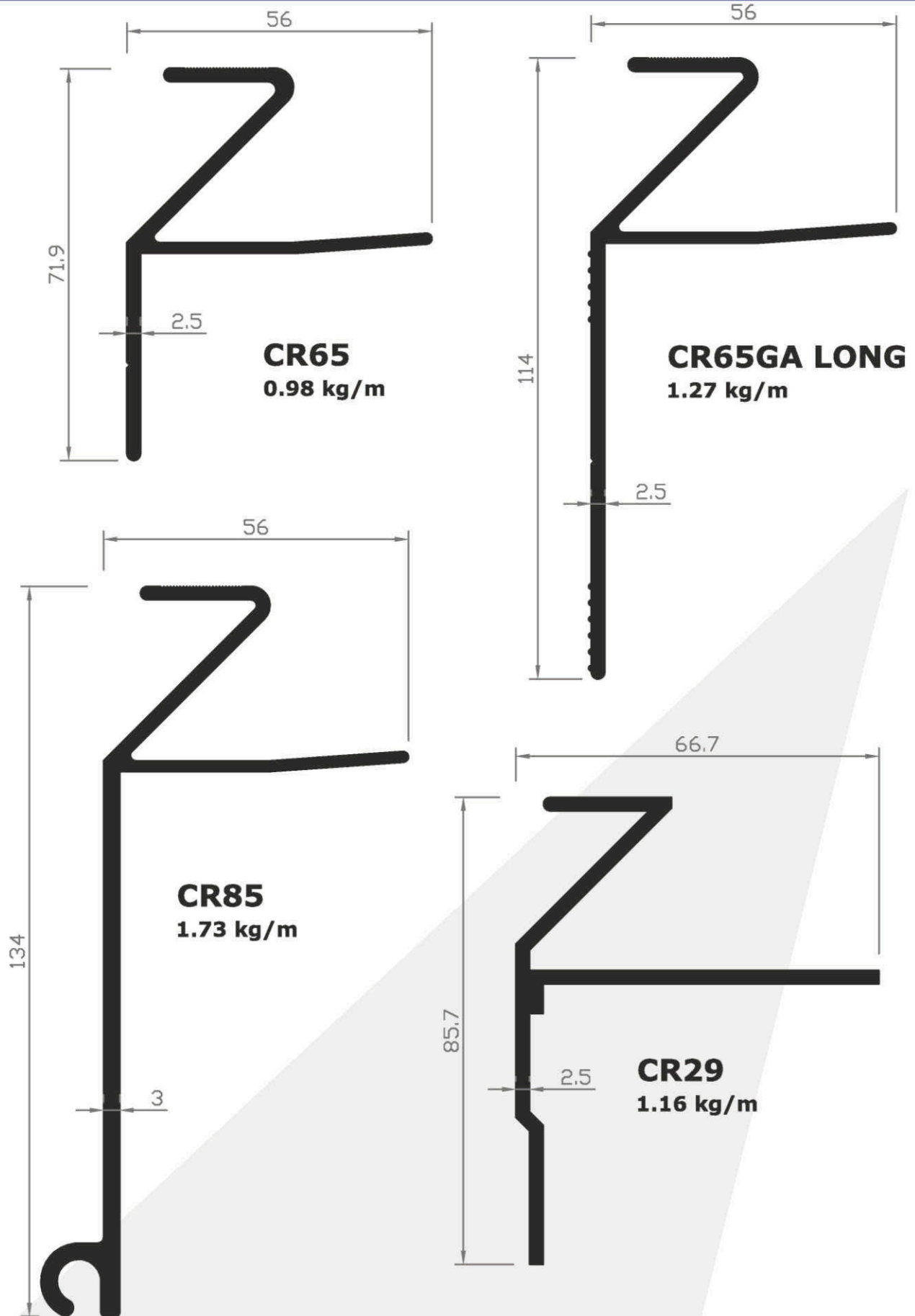


PLEASE NOTE - All sections are Aluminium unless otherwise stated.
- All dimensions in millimeters unless otherwise stated.



www.servicemetals.co.uk

Cant Rails

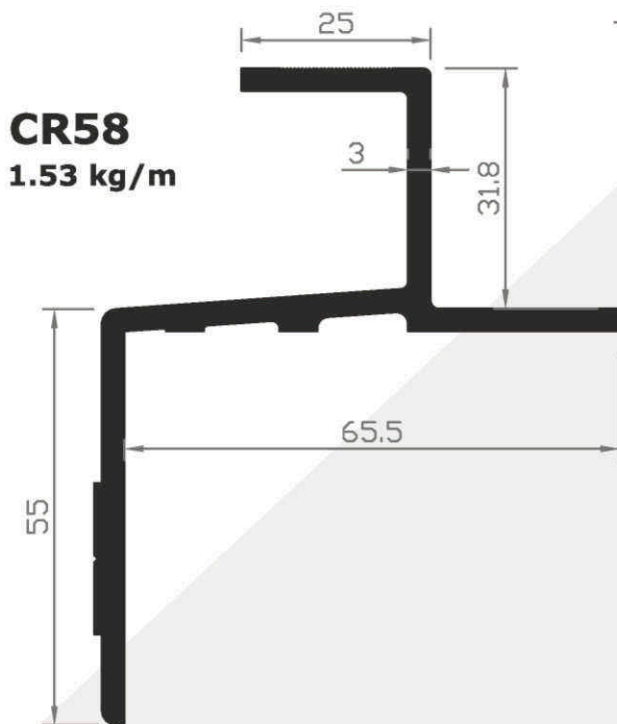
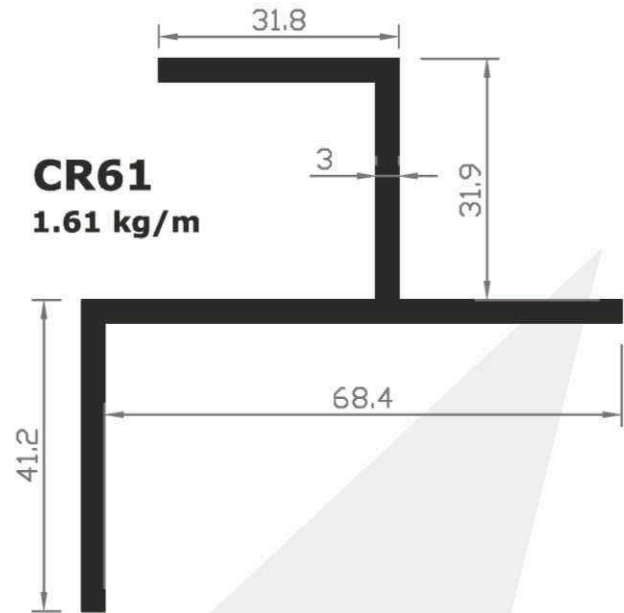
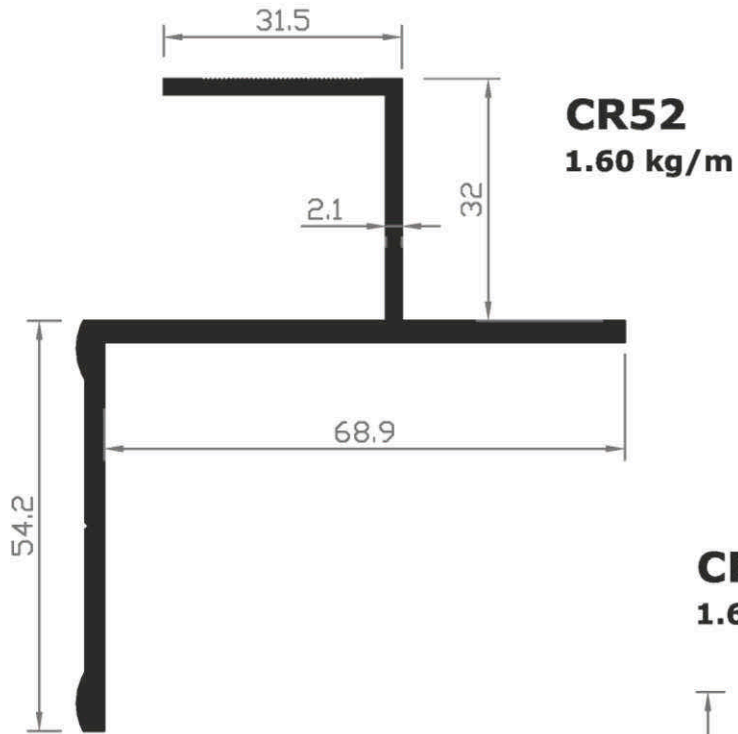


PLEASE NOTE - All sections are Aluminium unless otherwise stated.
- All dimensions in millimeters unless otherwise stated.



www.servicemetals.co.uk

Cant Rails

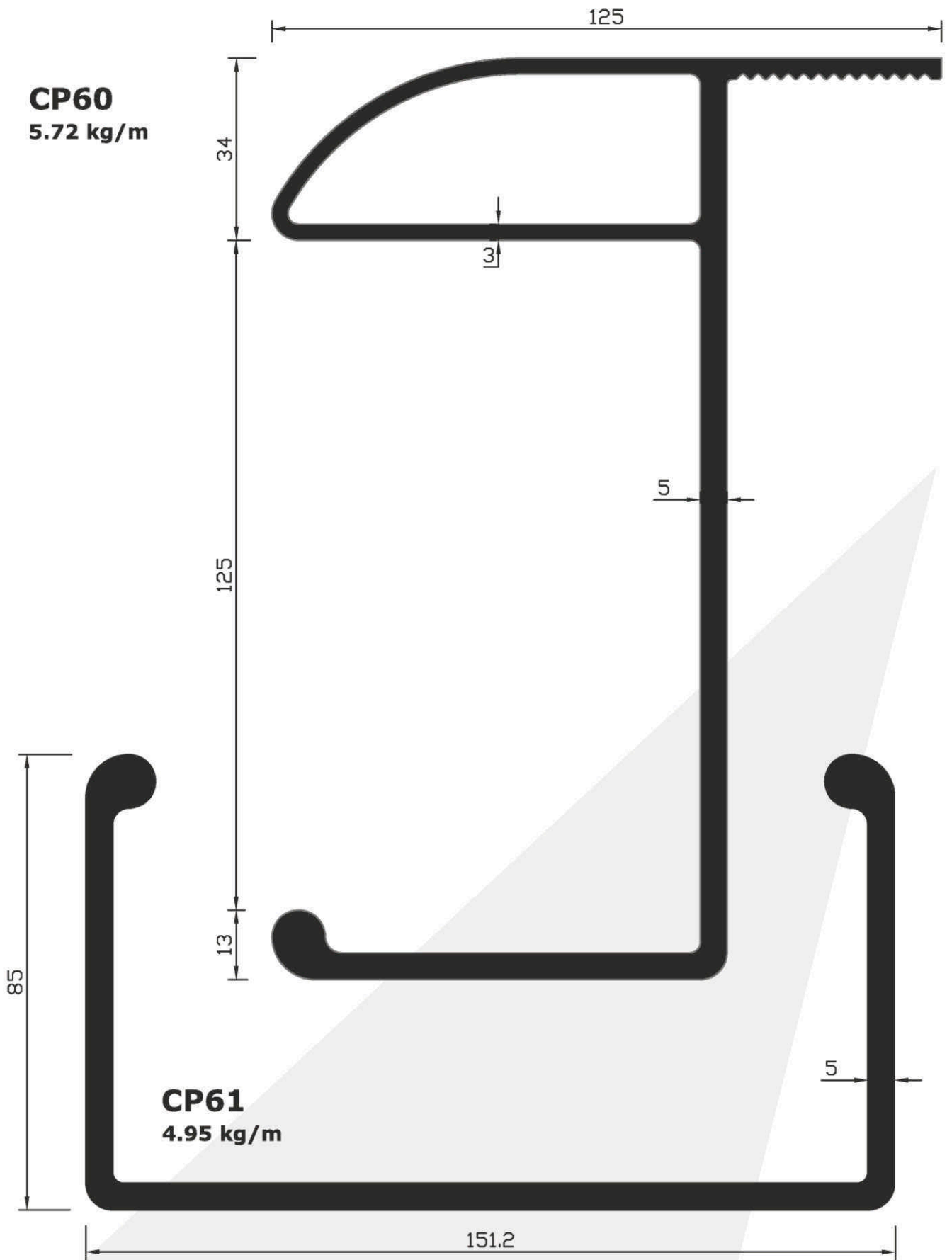


PLEASE NOTE - All sections are Aluminium unless otherwise stated.
- All dimensions in millimeters unless otherwise stated.



www.servicemetals.co.uk

Corner Pillars

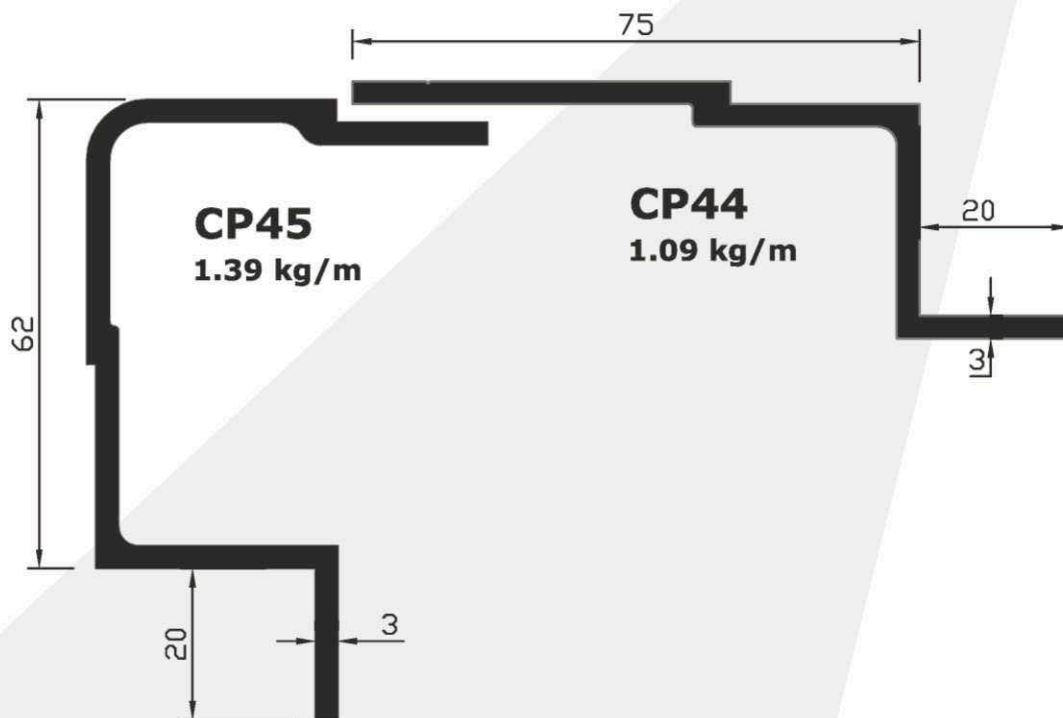
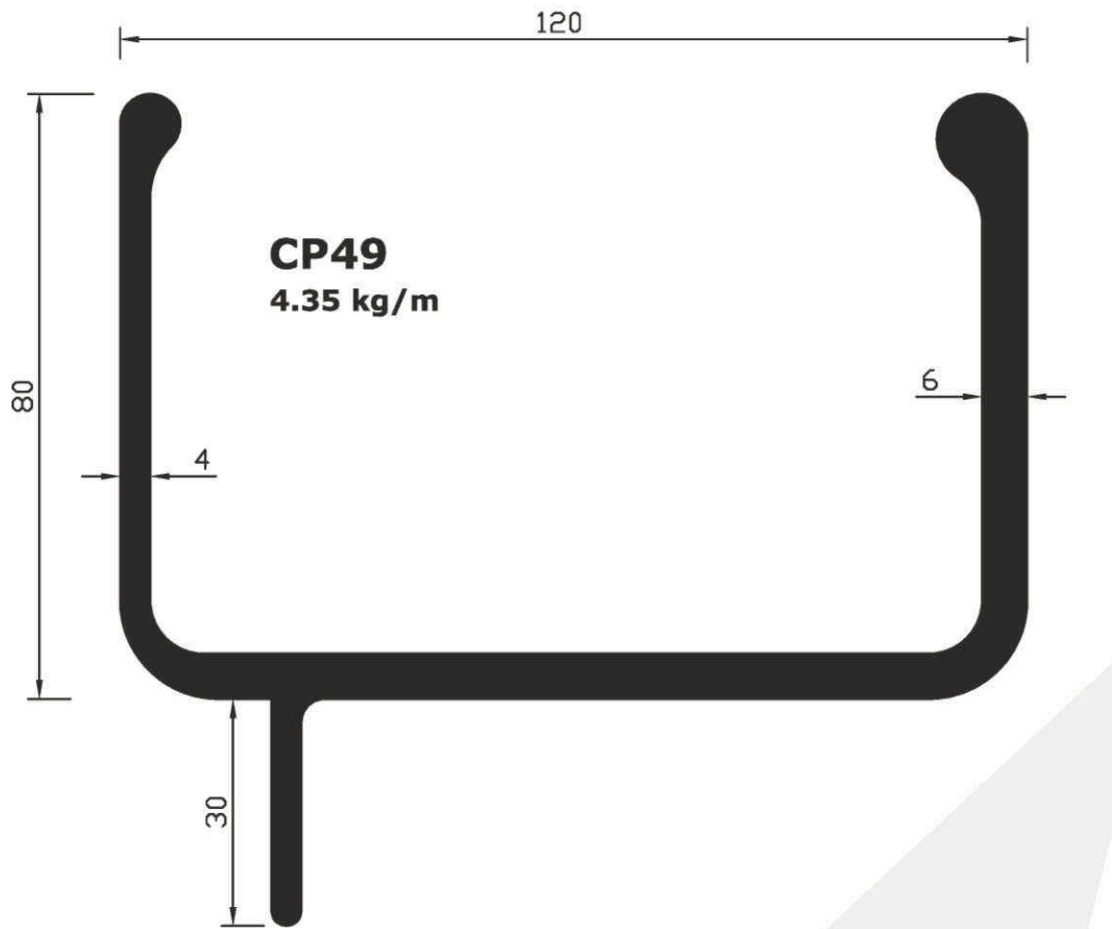


PLEASE NOTE - All sections are Aluminium unless otherwise stated.
- All dimensions in millimeters unless otherwise stated.



www.servicemetals.co.uk

Corner Pillars

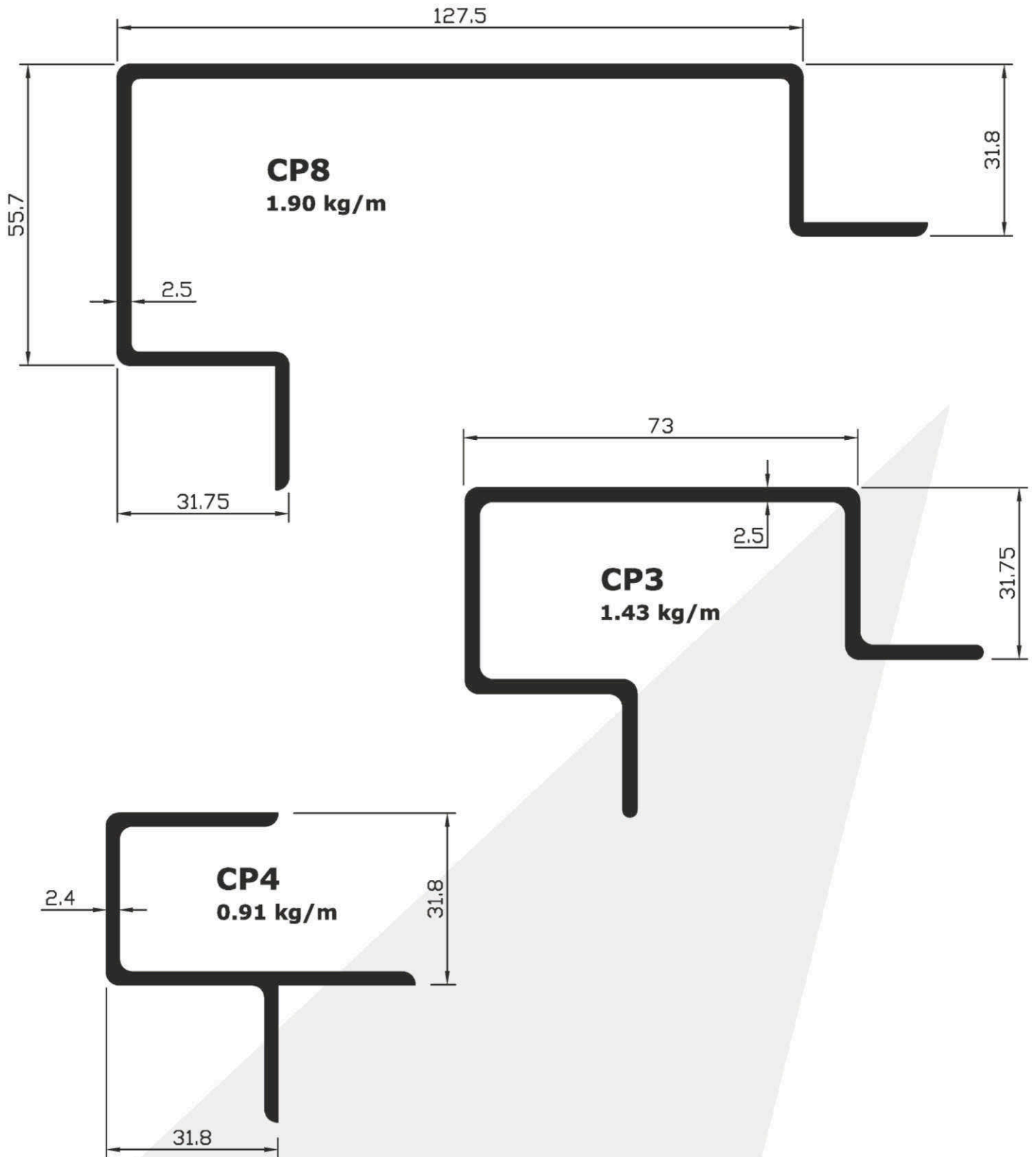


PLEASE NOTE - All sections are Aluminium unless otherwise stated.
- All dimensions in millimeters unless otherwise stated.



www.servicemetals.co.uk

Corner Pillars

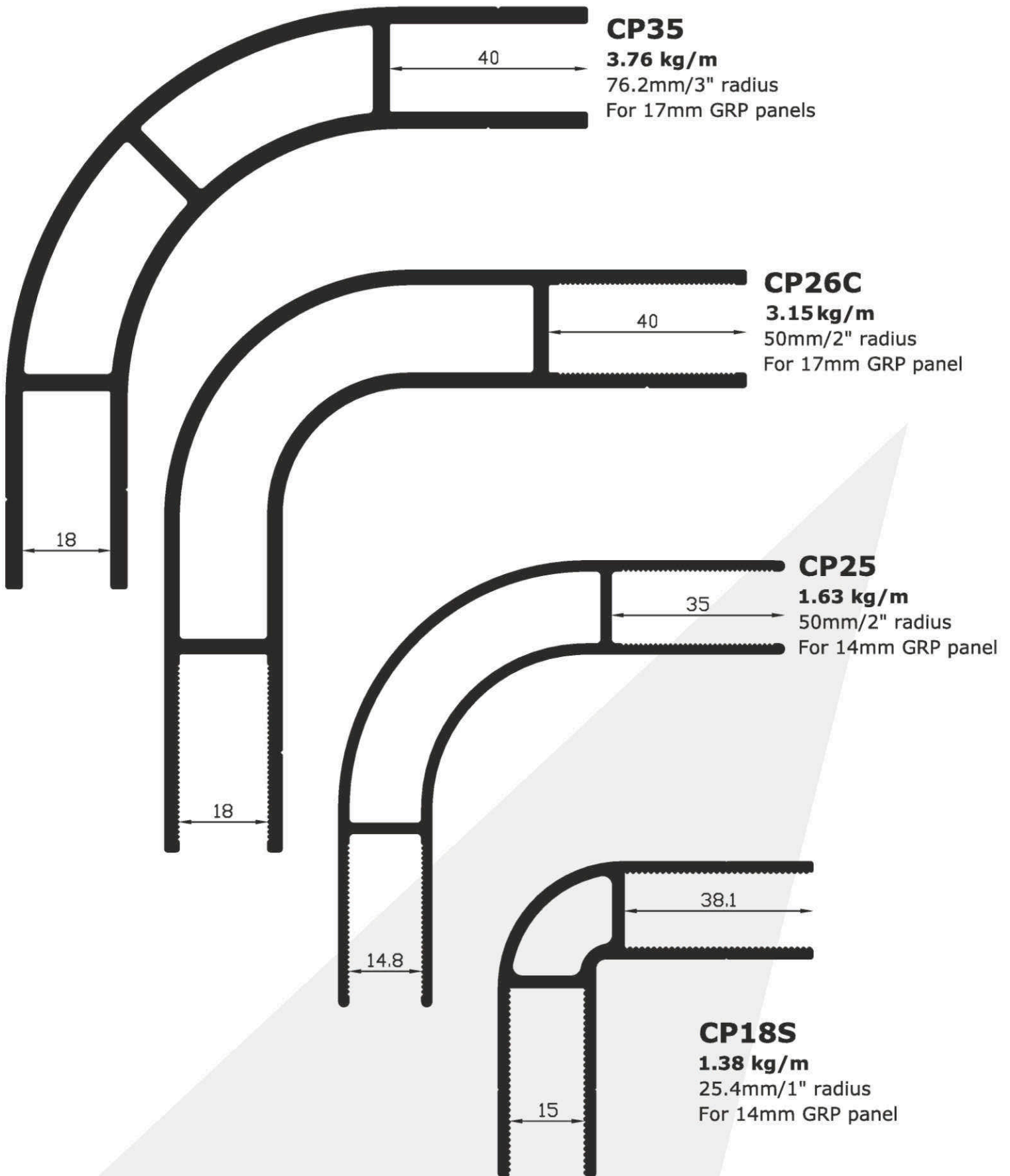


PLEASE NOTE - All sections are Aluminium unless otherwise stated.
- All dimensions in millimeters unless otherwise stated.



www.servicemetals.co.uk

Corner Pillars

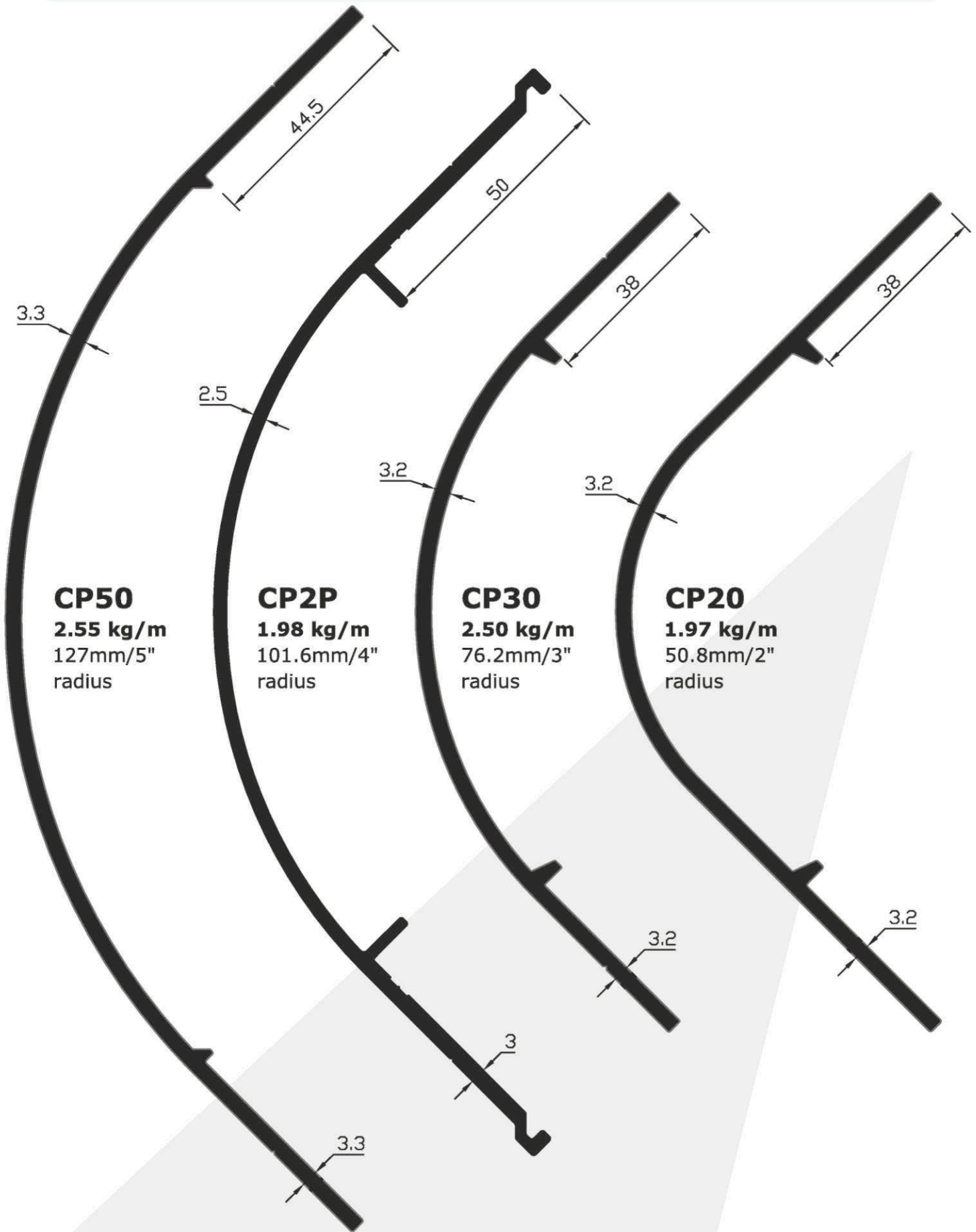


PLEASE NOTE - All sections are Aluminium unless otherwise stated.
- All dimensions in millimeters unless otherwise stated.



www.servicemetals.co.uk

Corner Pillars

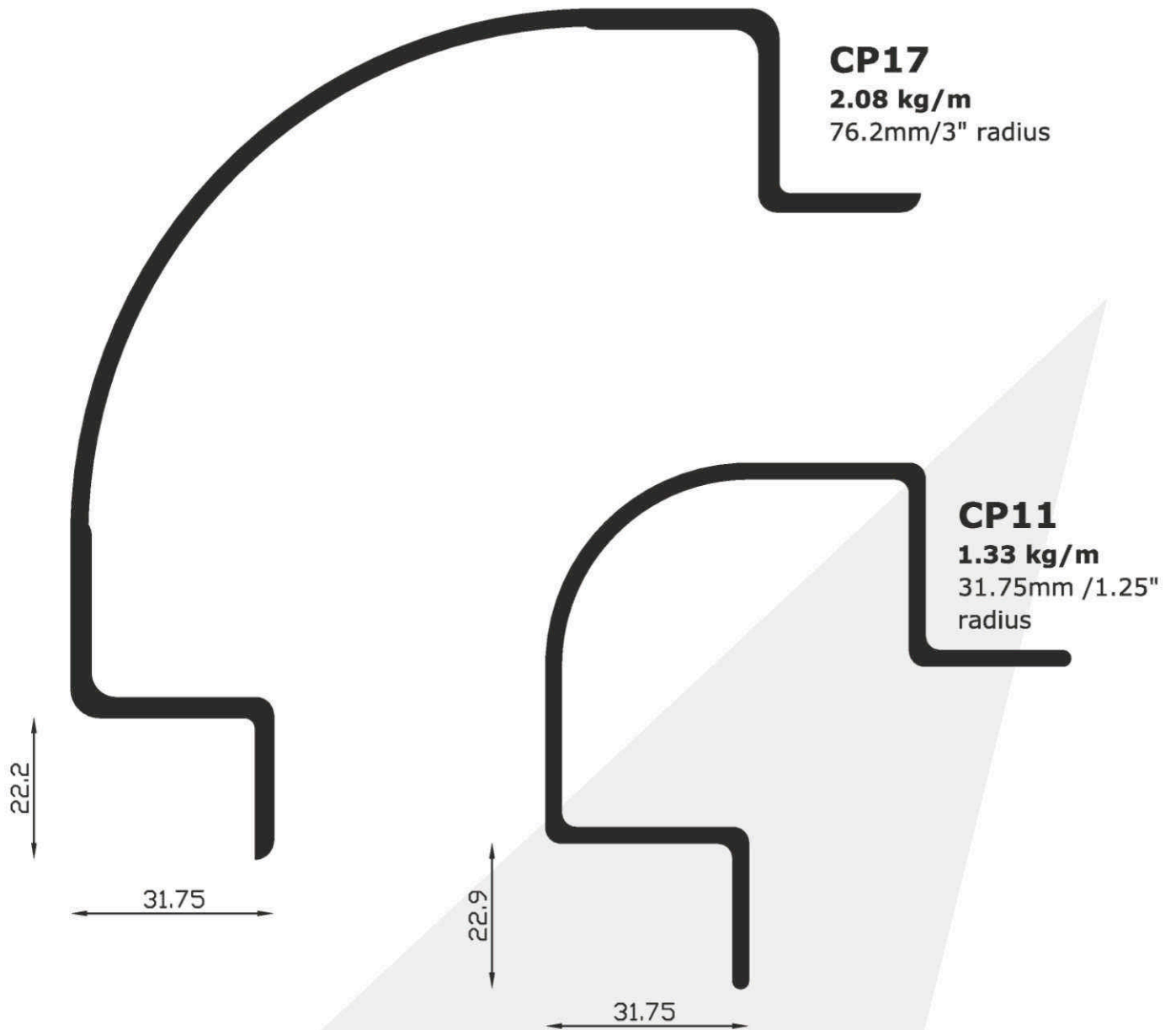


PLEASE NOTE - All sections are Aluminium unless otherwise stated.
- All dimensions in millimeters unless otherwise stated.



www.servicemetals.co.uk

Corner Pillars

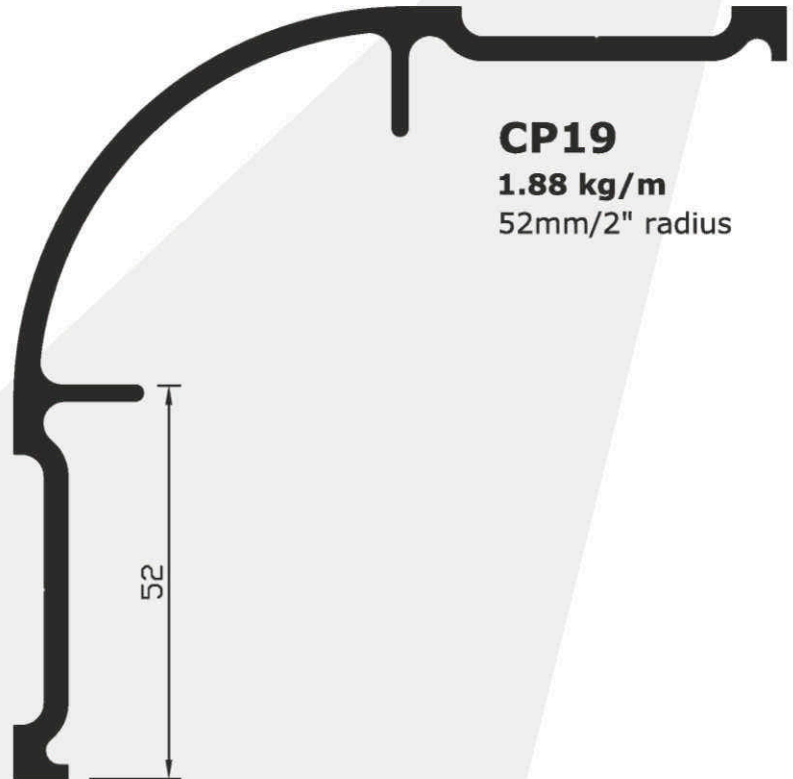
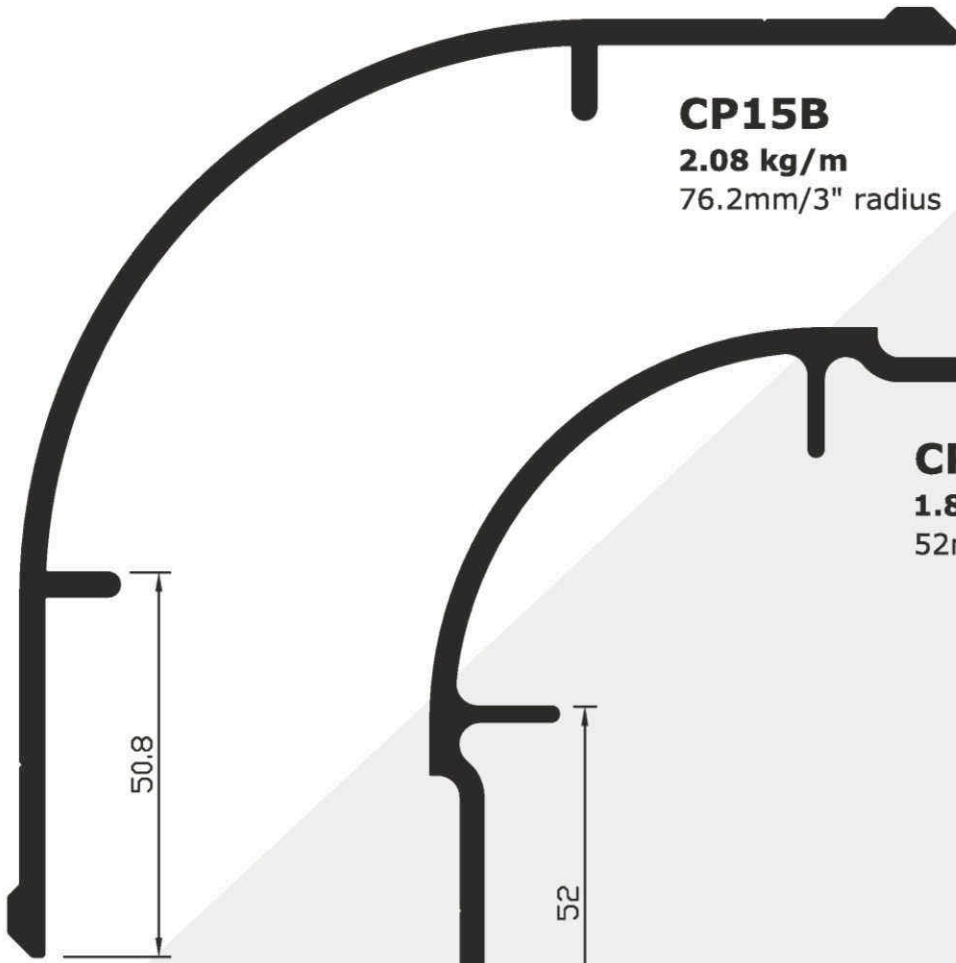
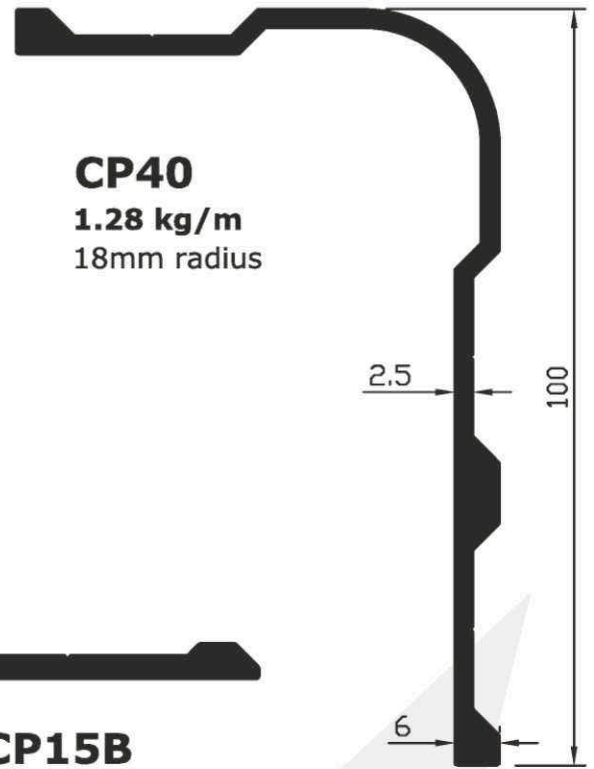
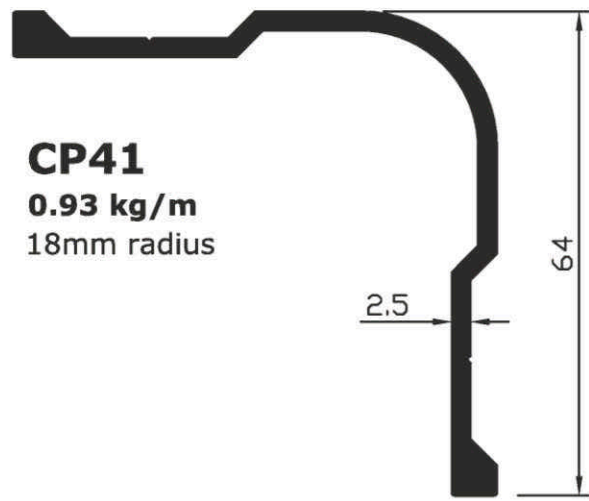


PLEASE NOTE - All sections are Aluminium unless otherwise stated.
- All dimensions in millimeters unless otherwise stated.



www.servicemetals.co.uk

Corner Pillars

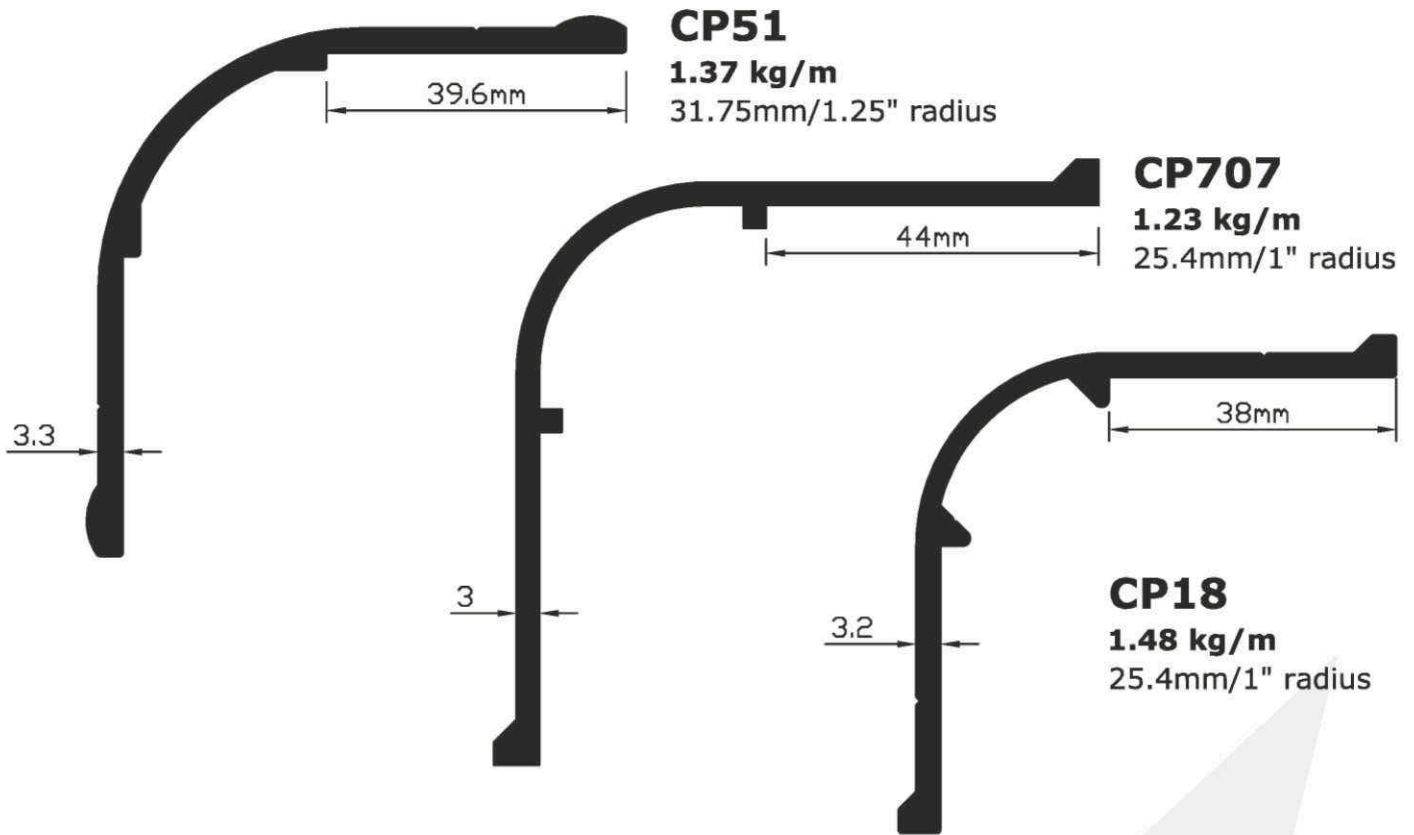


PLEASE NOTE - All sections are Aluminium unless otherwise stated.
- All dimensions in millimeters unless otherwise stated.

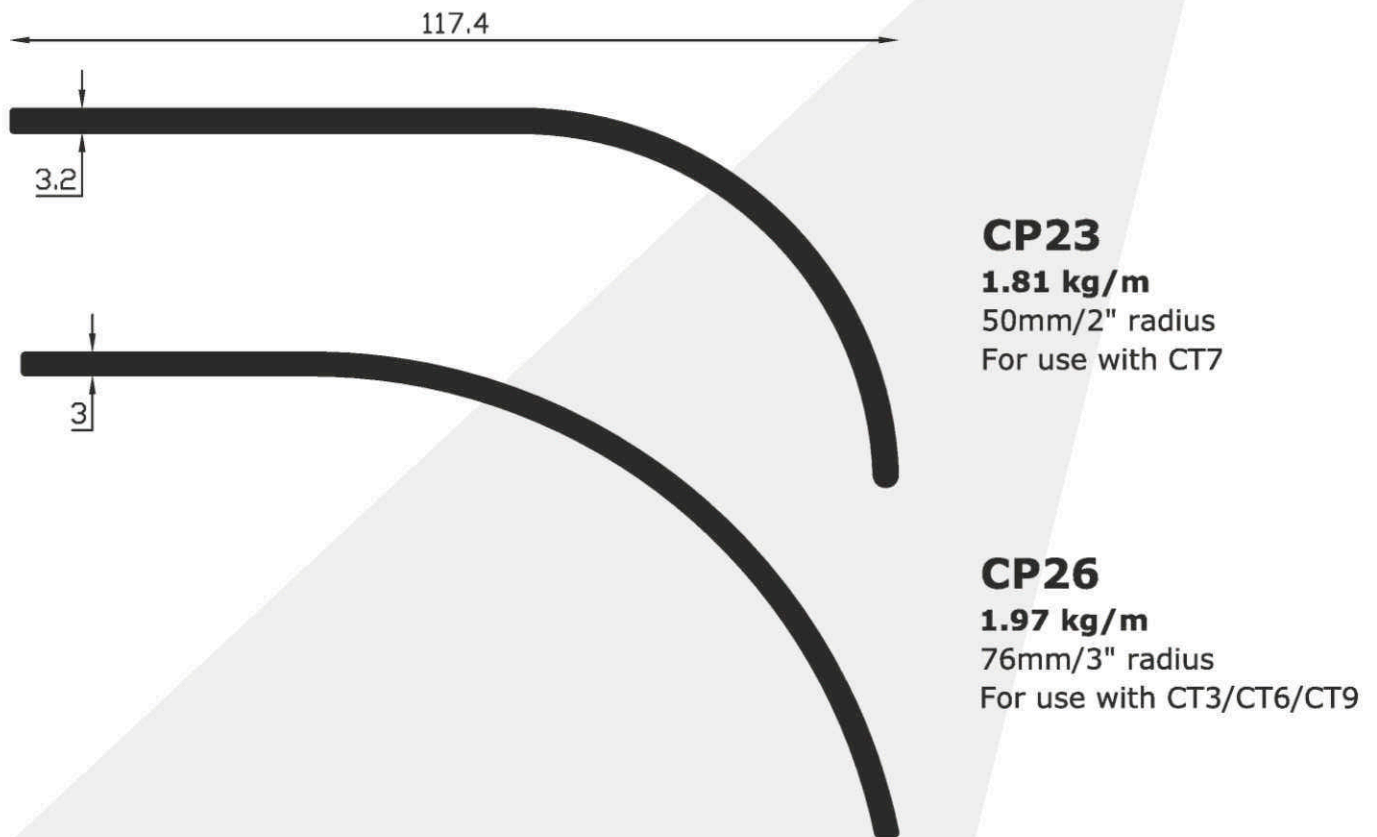


www.servicemetals.co.uk

Corner Pillars



Capping Pillars

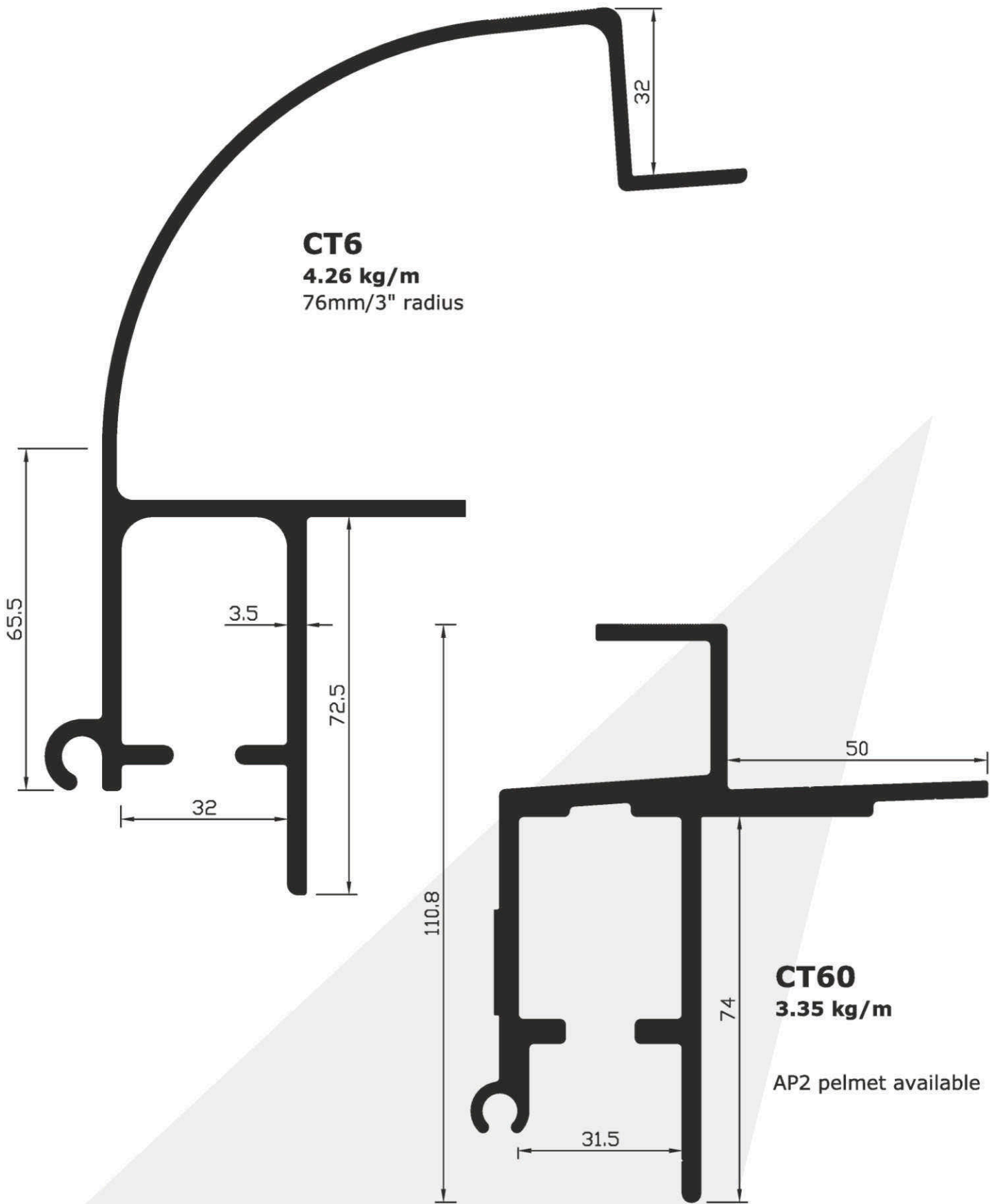


PLEASE NOTE - All sections are Aluminium unless otherwise stated.
 - All dimensions in millimeters unless otherwise stated.



www.servicemetals.co.uk

Curtain Tracks

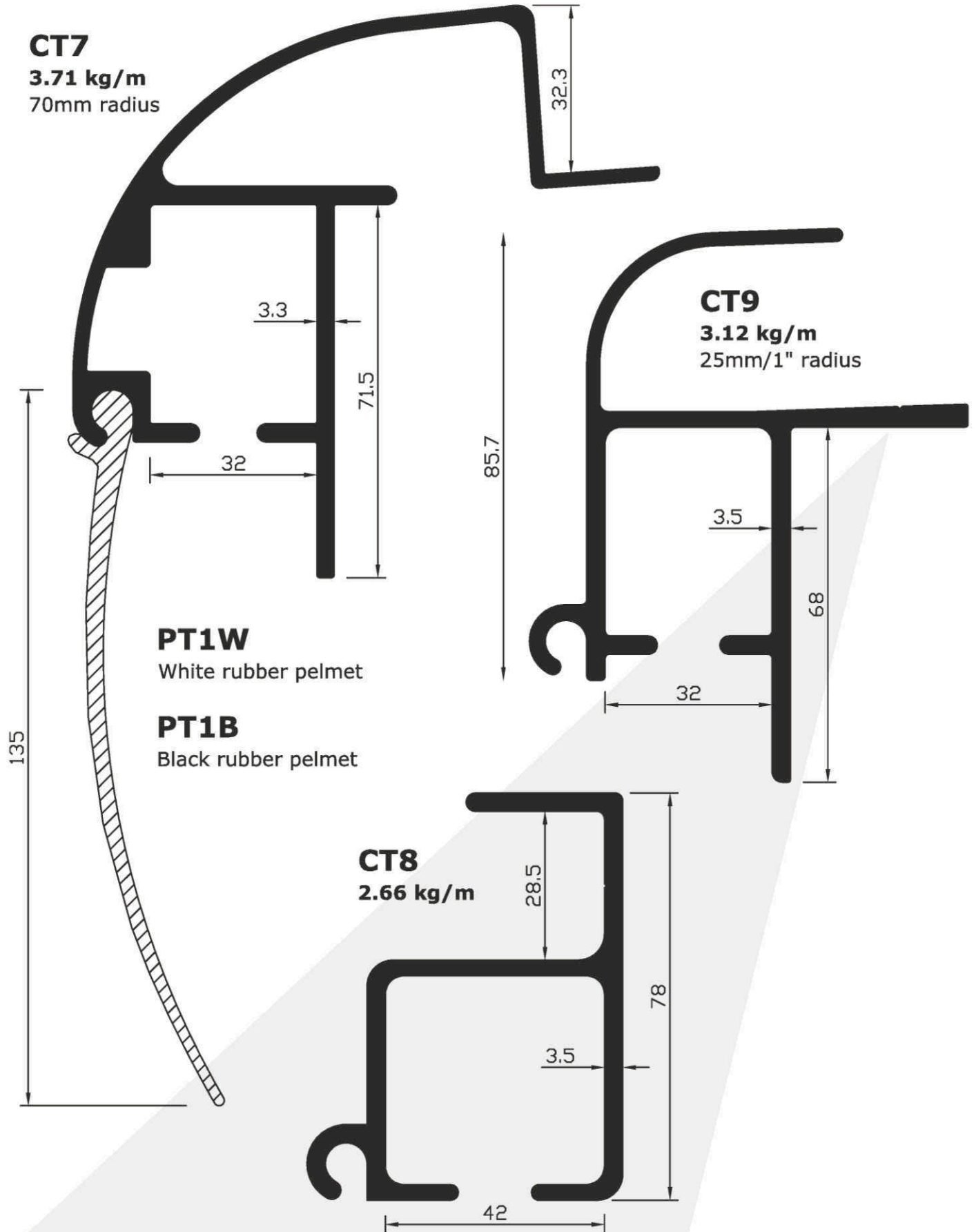


PLEASE NOTE - All sections are Aluminium unless otherwise stated.
- All dimensions millimeters unless otherwise stated.



www.servicemetals.co.uk

Curtain Tracks

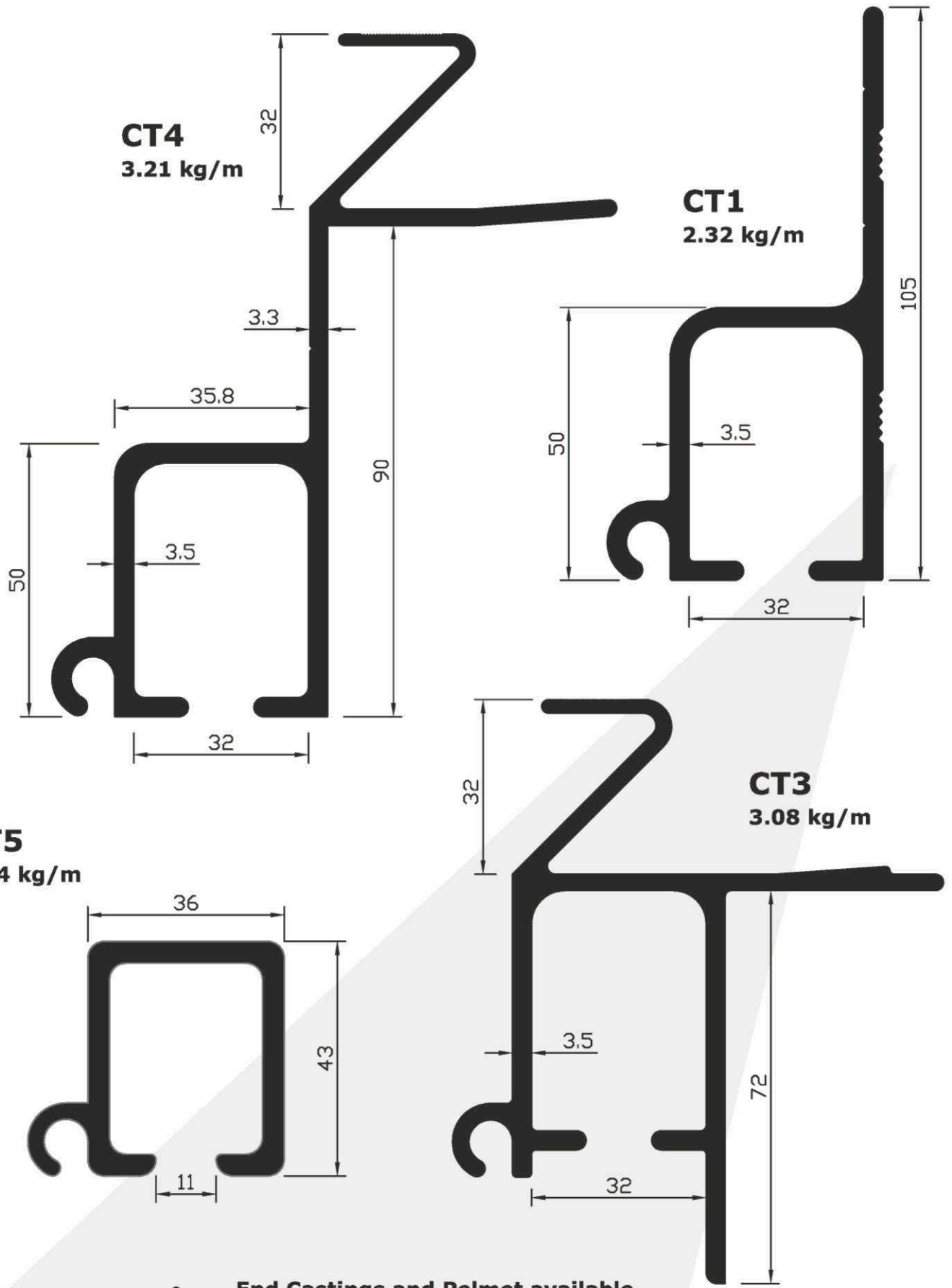


PLEASE NOTE - All sections are Aluminium unless otherwise stated.
 - All dimensions millimeters unless otherwise stated.



www.servicemetals.co.uk

Curtain Tracks



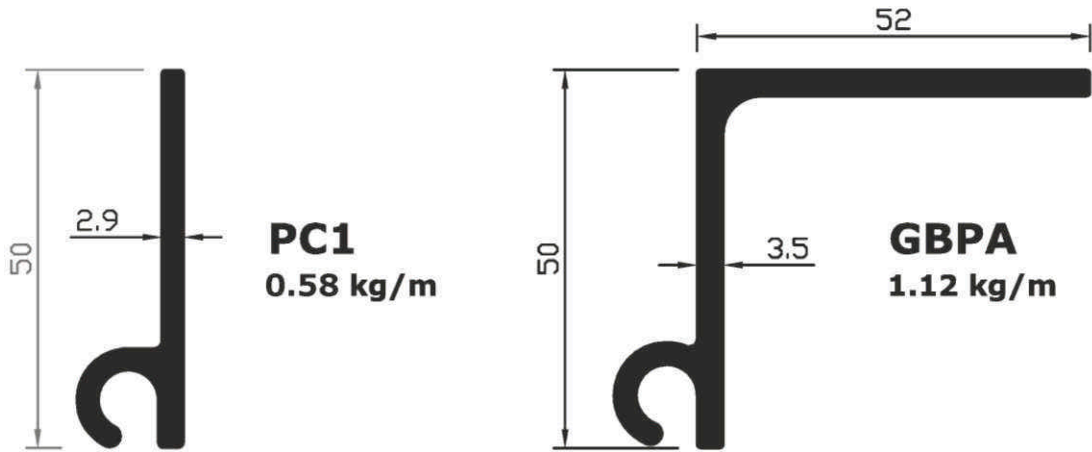
• End Castings and Pelmet available

PLEASE NOTE - All sections are Aluminium unless otherwise stated.
- All dimensions millimeters unless otherwise stated.

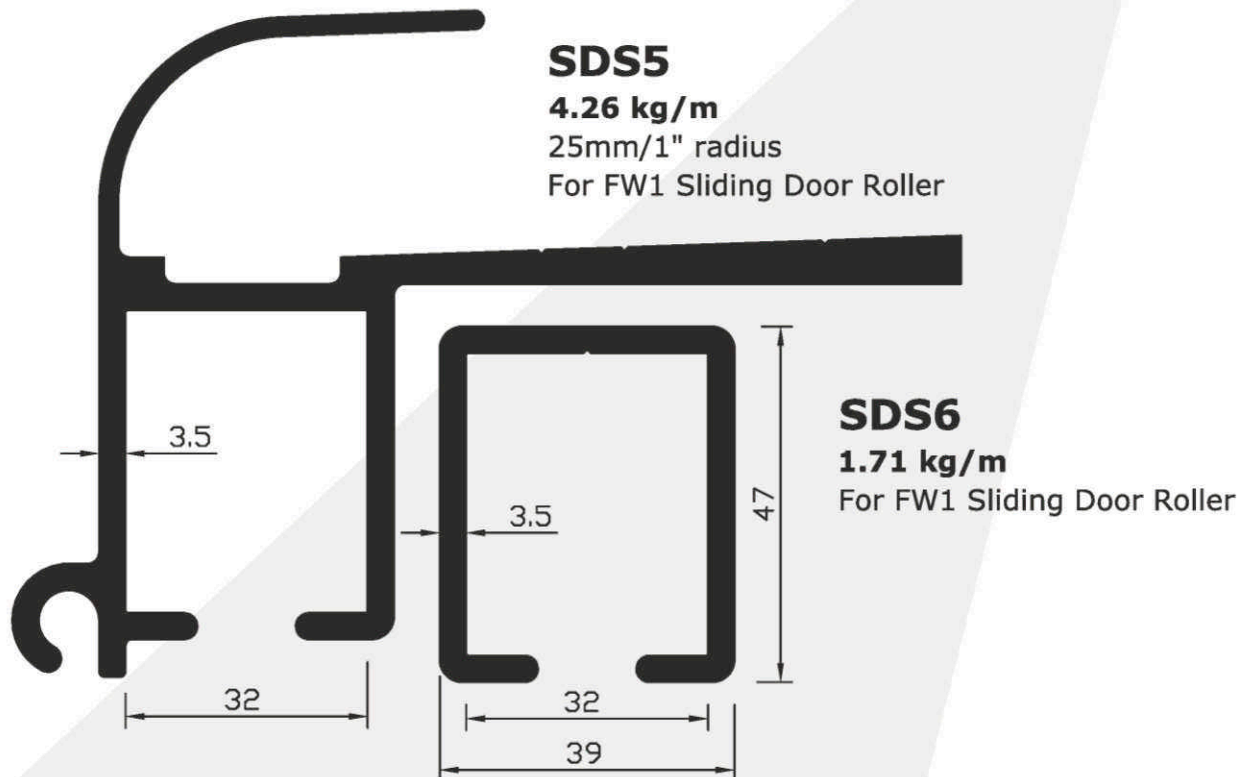


www.servicemetals.co.uk

Curtain Tracks



Sliding Door Track



PLEASE NOTE - All sections are Aluminium unless otherwise stated.
- All dimensions millimeters unless otherwise stated.



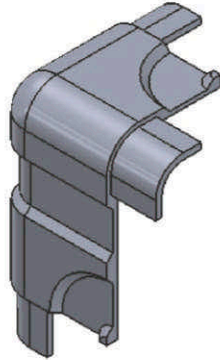
www.servicemetals.co.uk

Castings

Up to 51mm (2") Radius Castings

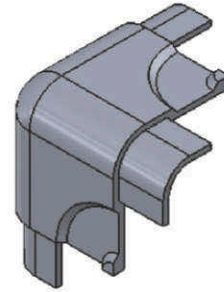
CS36

Cant Rail - CP40
Corner Pillar - CP41



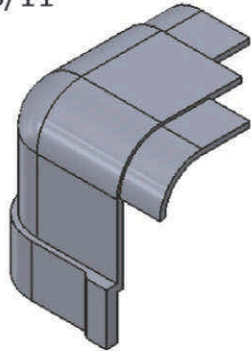
CS37

Cant Rail - CP41
Corner Pillar - CP41



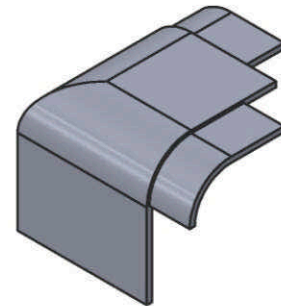
CS400

Cant Rail - CR1
Corner Pillar - CP707/18/11



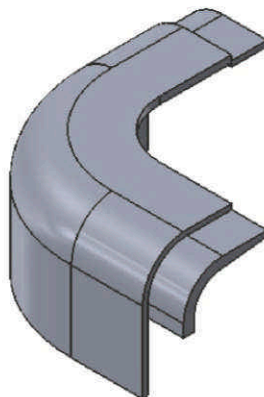
CS500

Cant Rail - CR1
Corner Pillar - Any Square



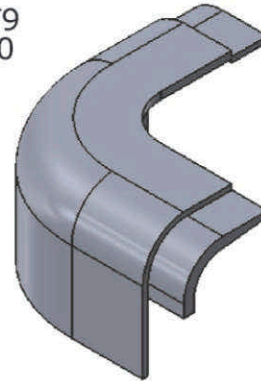
CS800

Cant Rail - CR1/CT9
Corner Pillar - CP17



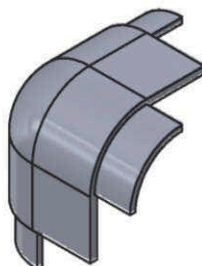
CS900

Cant Rail - CR1/CT9
Corner Pillar - CP30



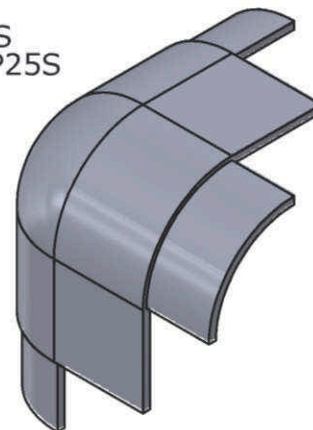
CS18S

Cant Rail - CR18
Corner Pillar - CP18/CP707



CS25

Cant Rail - CP25S
Corner Pillar - CP25S



Scale 1:3

www.servicemetals.co.uk

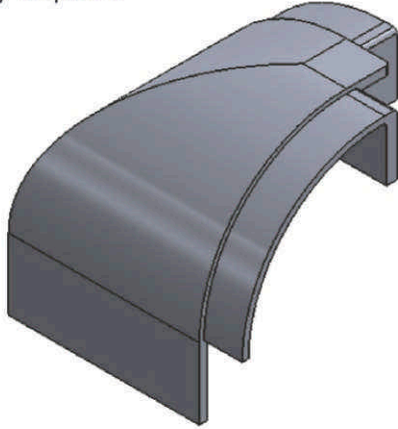


Castings

70mm (2 3/4") & 76mm (3") Radius Castings

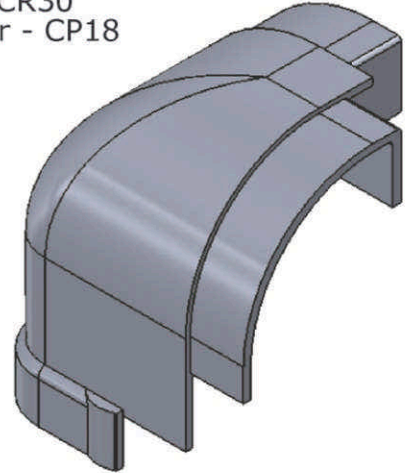
CSTR1

Cant Rail - CR30
Corner Pillar - Any Square



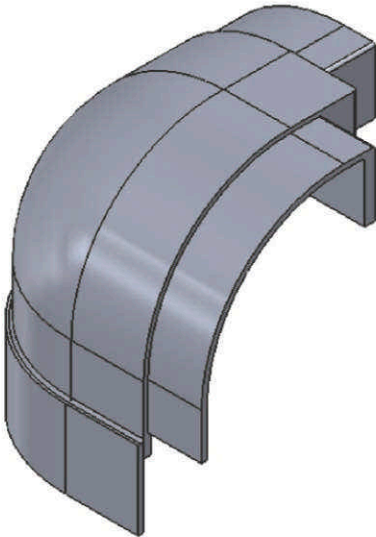
CSTR2

Cant Rail - CR30
Corner Pillar - CP18



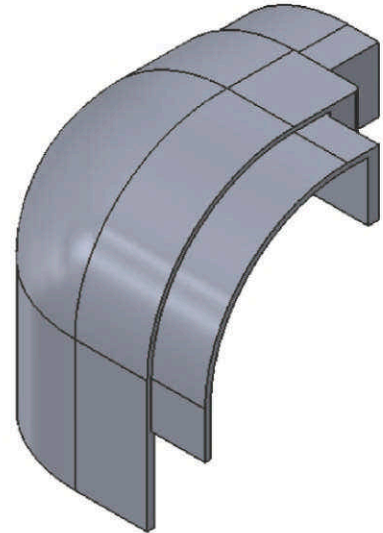
CSTR3

Cant Rail - CR30
Corner Pillar - CP30 (3" Radius)



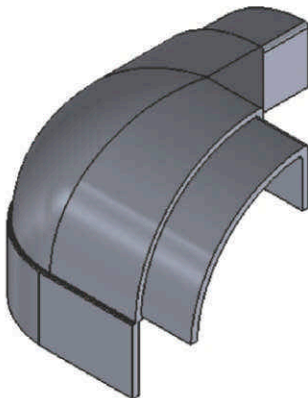
CSTR4

Cant Rail - CR30
Corner Pillar - CP17



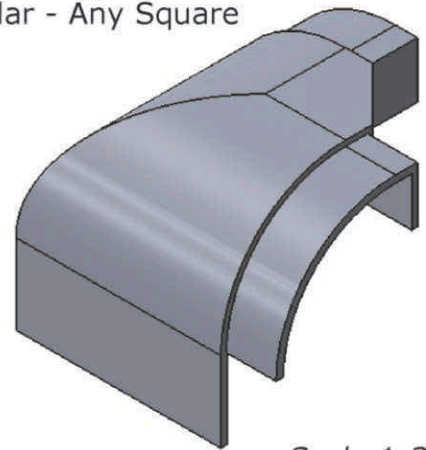
CSTR5

Cant Rail - CR20/CR25
Corner Pillar - CP20



CSTR6

Cant Rail - CR20/CR26
Corner Pillar - Any Square



Scale 1:3

www.servicemetals.co.uk

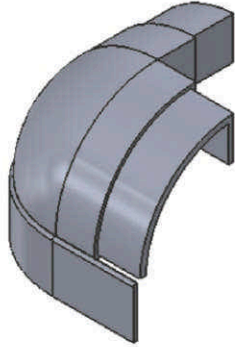


Castings

102mm (4") Radius Castings

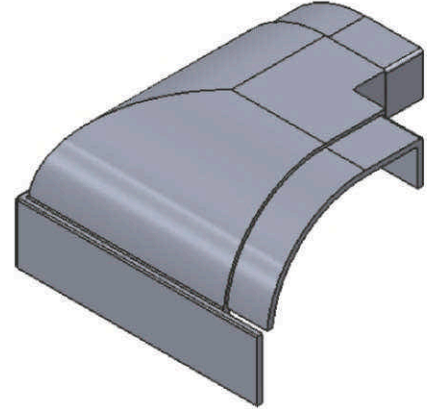
CS45

Cant Rail - CR31B
Corner Pillar - CP15B



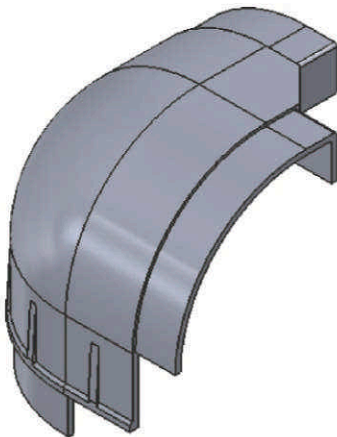
CS47

Cant Rail - CR31B
Corner Pillar - Any Square



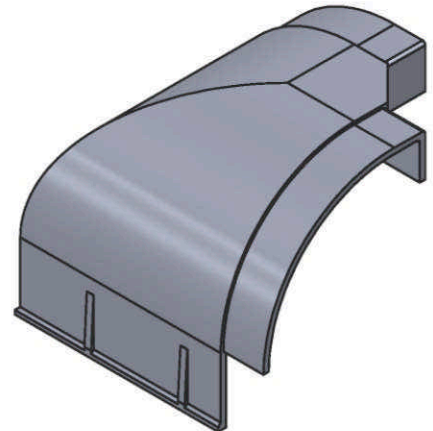
CC4RP

Cant Rail - CR4AP
Corner Pillar - CP2P



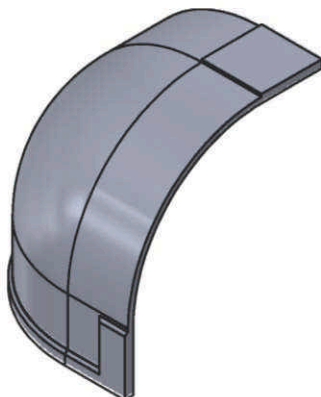
CC4SP

Cant Rail - CR4AP
Corner Pillar - Any Square



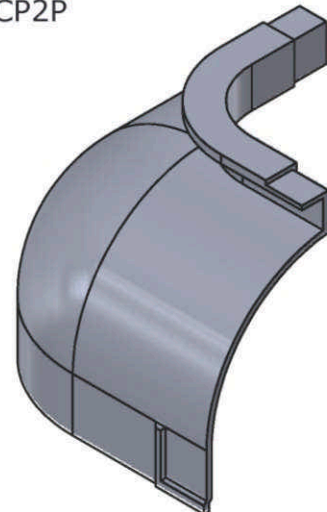
CSM1

Cant Rail - CR4AP
Corner Pillar - CP2P



CS404

Cant Rail - CR4AP
Corner Pillar - CP2P



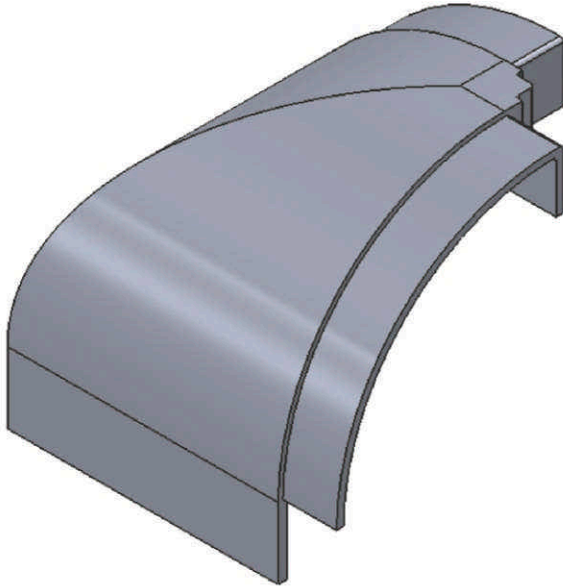
Scale 1:4

www.servicemetals.co.uk



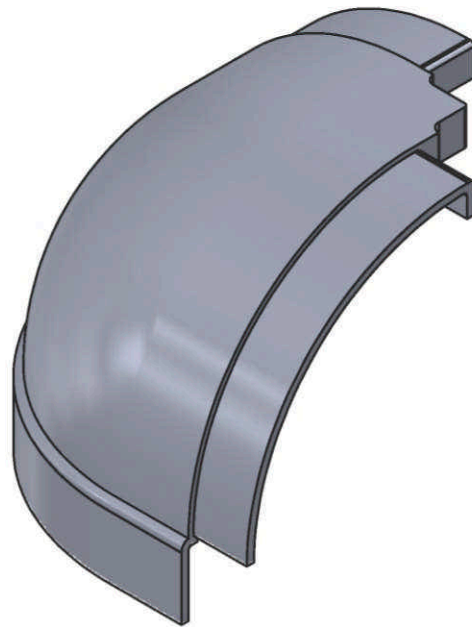
Castings

127mm (5") Radius Castings



CSF1
Cant Rail - CR55
Corner Pillar - Any Square

CSF2
Cant Rail - CR55
Corner Pillar - CP50



Scale 1:3



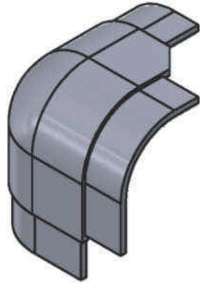
www.servicemetals.co.uk

Castings

Replacement Castings (Cant Rail Not Stocked)

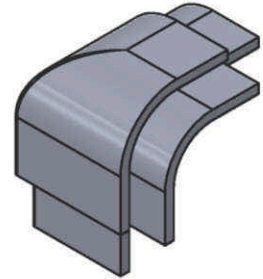
CS2

Cant Rail - CR7 (Not Stocked)
Corner Pillar - CP11



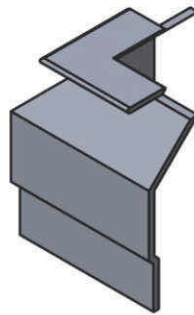
CS3

Cant Rail - CR7 (Not Stocked)
Corner Pillar - Any Square



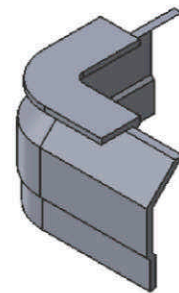
CS9

Cant Rail - CR29 (Not Stocked)
Corner Pillar - Any Square



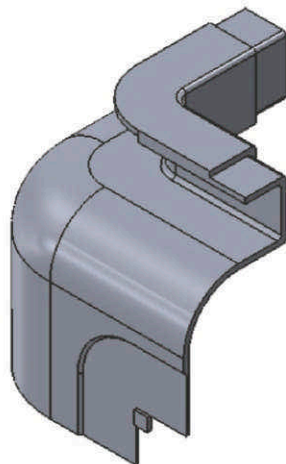
CS14

Cant Rail - CR29 (Not Stocked)
Corner Pillar - CP14



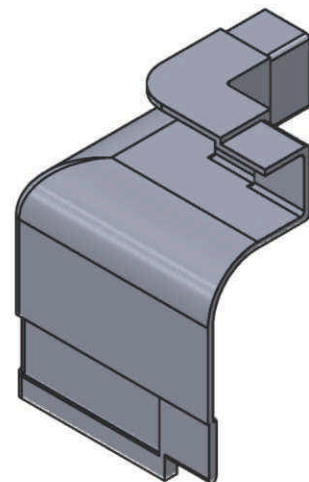
CS15

Cant Rail - CR36 (Not Stocked)
Corner Pillar - CP19



CS16

Cant Rail - CR36 (Not Stocked)
Corner Pillar - Any Square



Scale 1:3

www.servicemetals.co.uk

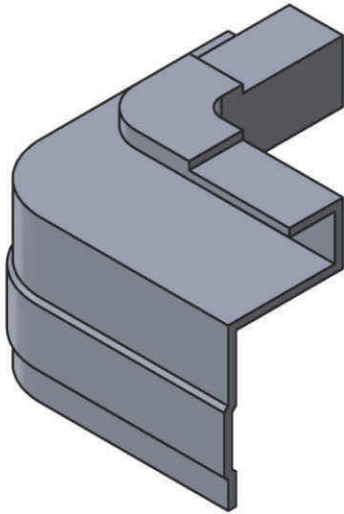


Castings

Castings for CR58 and CR61 Cant Rails

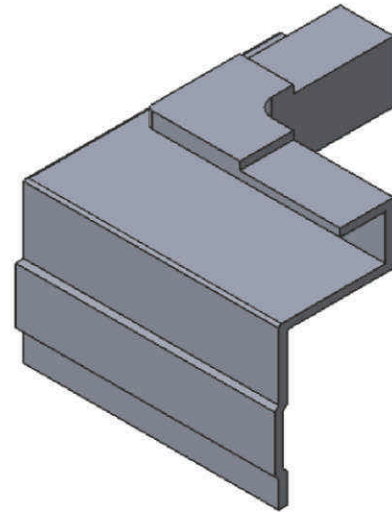
CS33

Cant Rail - CR58
Curtain Track - CT60
Corner Pillar - CP18



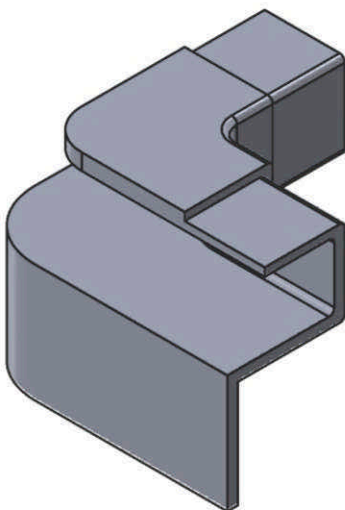
CS34

Cant Rail - CR58
Curtain Track - CT60
Corner Pillar - Any Square



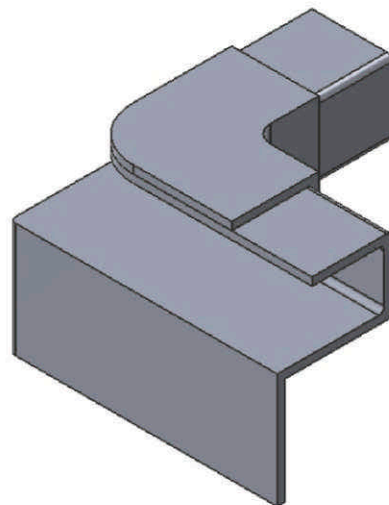
CS39

Cant Rail - CR61
Corner Pillar - CP18



CS38

Cant Rail - CR61
Corner Pillar - Any Square



Scale 1:2

www.servicemetals.co.uk

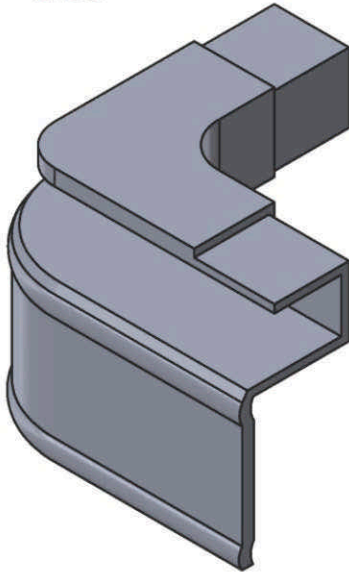


Castings

Castings for CR52 Cant Rail

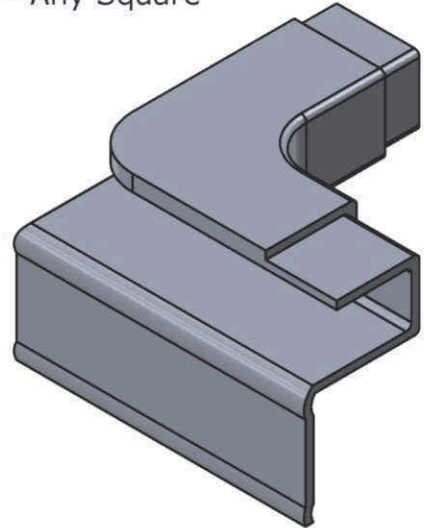
SC2

Cant Rail - CR52
Corner Pillar - CP51



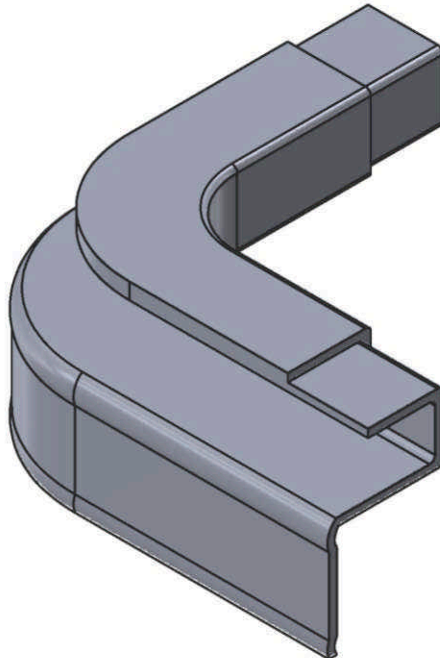
SC4

Cant Rail - CP52
Corner Pillar - Any Square



SC3

Cant Rail - CR52
Corner Pillar - CP52



Scale 1:2

www.servicemetals.co.uk

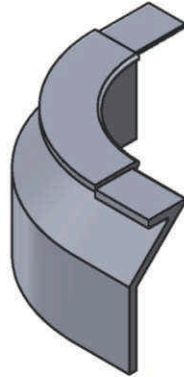


Castings

Castings for CR65 Cant Rail

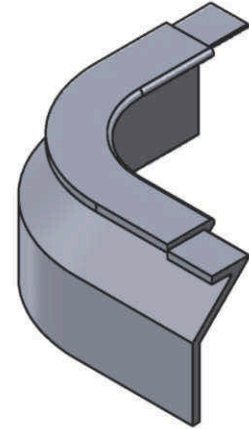
CS50

Cant Rail - CR65/CR85
Corner Pillar - CP17



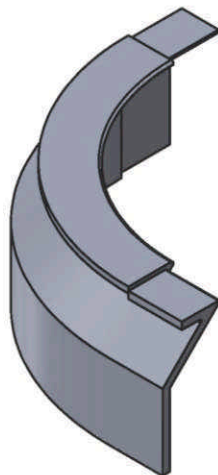
CS30Short

Cant Rail - CR65/CR85
Corner Pillar - CP30



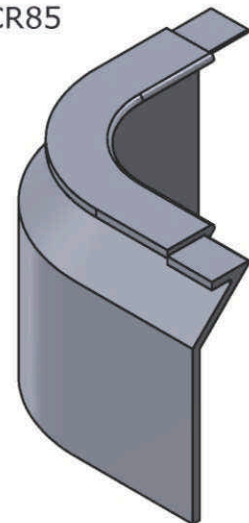
CS502

Cant Rail - CR65/CR85
Corner Pillar - CP50



CS30Long

Cant Rail - CR65GLong/CR85
Corner Pillar - CP30



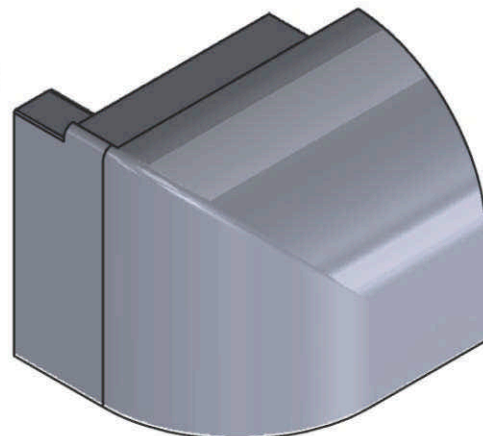
CS145

Cant Rail - CR65(Side) / CP30(Front)
Corner Pillar - CP17/CP30

CS146

Cant Rail - CR65(Side) / CP30(Front)
Corner Pillar - CP17/CP30

(Supplied in RH and LH)



Scale 1:3

www.servicemetals.co.uk

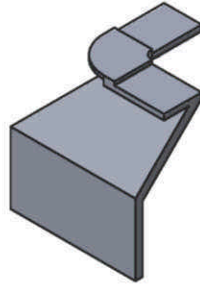


Castings

Castings for CR65 Cant Rail

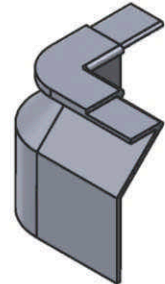
CS200

Cant Rail - CR65
Corner Pillar - Any Square



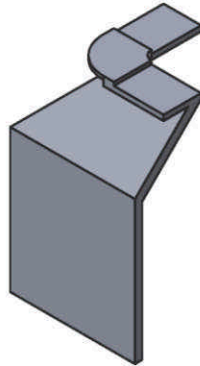
CS300

Cant Rail - CR65
Corner Pillar - CP11



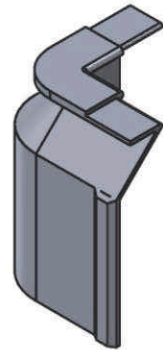
CS200L

Cant Rail - CR65L
Corner Pillar - Any Square



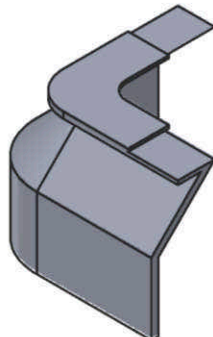
CS300L

Cant Rail - CR65
Corner Pillar - CP18/CP707



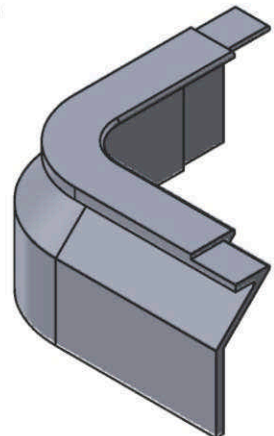
CS250

Cant Rail - CR65
Corner Pillar - CP51



CS600

Cant Rail - CR65
Corner Pillar - CP19



Scale 1:3

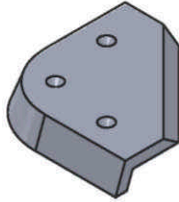


www.servicemetals.co.uk

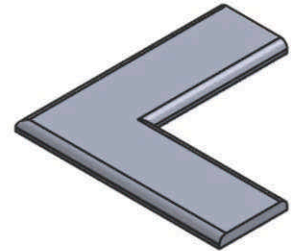
Castings

Top Plate Castings

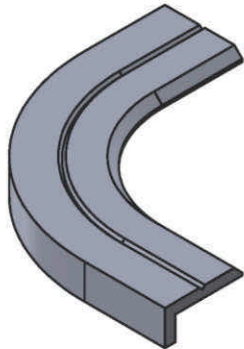
CS100
For CS200/CS300/
CS250 castings




CS101
Top Plate



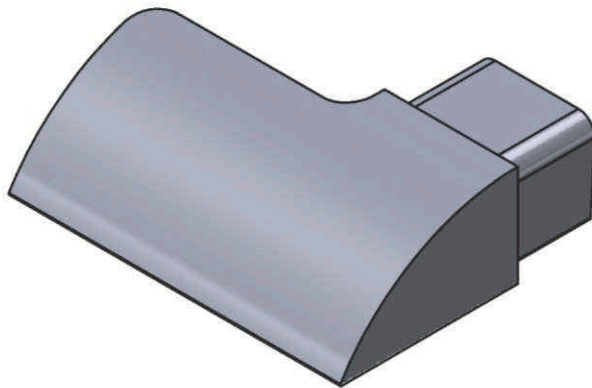
CS51
For CS30 casting



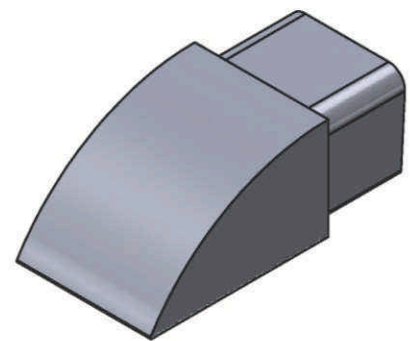
CS501
For CS502 casting



Curtain Track End Stop Castings



CSE01
Long End Stop L/R
Curtain Track - CT1/CT4



CSE02
Short End Stop L/R
Curtain Track - CT1/CT4

- Refer to Curtain Tracks.

Scale 1:2

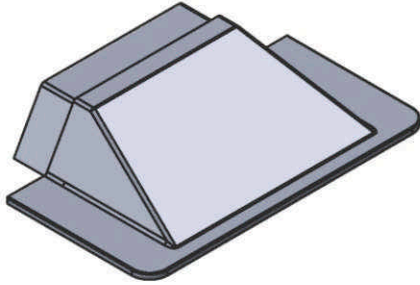


www.servicemetals.co.uk

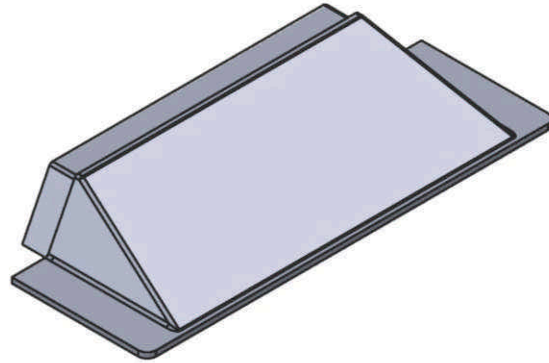
Castings

Top Hat Casting

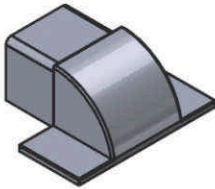
CS31
Top Hat - TH31



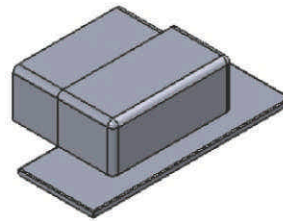
CS35
Top Hat - TH35



CS6F
Top Hat - TH7

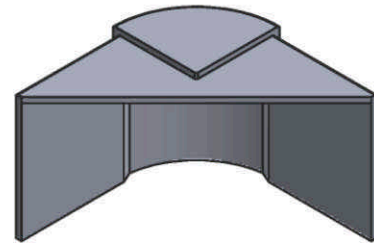


CS46
Top Hat - TH12



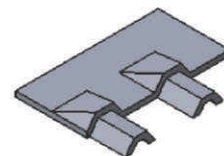
Headboard Castings

CS1
For use with 3" x 2" x 1/4" angle



Rub Rail Casting

CS16P
For use with LP15
Supplied in pairs



Scale 1:3

www.servicemetals.co.uk



Assembly Index

Radius Cant Rail Assemblies

Cant Rail			Corner Pillar			Curtain/Door Track			Casting	Plate
Rail	Radius		Pillar	Radius		Track	Radius			
	inches	mm		inches	mm		inches	mm		
CP40	0.7	18	CP40	1	25	-	-	-	CS36	-
CP41	0.7	18	CP40	1	25	-	-	-	CS37	-
CR1	1	25	CP11	1 1/4	31.75	CT9/SDS5	1	25.4	CS400	CS101
CR1	1	25	CP707	1	25.4	CT9/SDS5	1	25.4	CS400	CS101
CR1	1	25	CP18	1	25.4	CT9/SDS5	1	25.4	CS400	CS101
CR1	1	25	CP30	3	76.2	CT9/SDS5	1	25.4	CS900	-
CR1	1	25	CP17	3	76.2	CT9/SDS5	1	25.4	CS800	-
CR1	1	25	Sq	-	-	CT9/SDS5	1	25.4	CS500	CS101
CR15	1	25	CP18S	1	25.4	CT9/SDS5	1	25.4	CS18S	CS101
CR15	1	25	CP707	1	25.4	CT9/SDS5	1	25.4	CS18S	CS101
CR36*	1.1	28	CP19	2	52	-	-	-	CS15	-
CR36*	1.1	28	Sq	-	-	-	-	-	CS16	-
CR7*	1.25	31.75	CP11	1 1/4	31.75	-	-	-	CS2	CS101
CR7*	1.25	31.75	Sq	-	-	-	-	-	CS3	CS101
CR20	2.75	70	Sq	-	-	CT7	2.75	70	CSTR6	CS101
CR20	2.75	70	CP20	2	50.8	CT7	2.75	70	CSTR5	CS101
CR25	2.75	70	CP20	2	50.8	CT7	2.75	70	CSTR5	CS101
CR26	2.75	70	Sq	-	-	CT7	2.75	70	CSTR6	CS101
CR31B	3	76.2	Sq	-	-	-	-	-	CS45	CS101
CR31B	3	76.2	CP15B	3	76.2	-	-	-	CS47	CS101
CR30	3	76.2	Sq	-	-	CT6	3	76.2	CSTR1	CS101
CR30	3	76.2	CP18	1	25.4	CT6	3	76.2	CSTR2	CS101
CR30	3	76.2	CP30	3	76.2	CT6	3	76.2	CSTR3	CS101
CR30	3	76.2	CP17	3	76.2	CT6	3	76.2	CSTR4	CS101
CR4AP	4	100	CP2P	4	101.6	-	-	-	CC4RP	CS101
CR4AP	4	100	Sq	-	-	-	-	-	CC4SP	CS101
CR4AP	4	100	CP2P	4	101.6	-	-	-	CSM1	CS101
CR44	4	100	Sq	-	-	-	-	-	CC4SP	CS101
CR44	4	100	CP2P	4	101.6	-	-	-	CST404	CS101
CR55	5	127	Sq	-	-	-	-	-	CSF1	CS101
CR55	5	127	CP50	5	127	-	-	-	CSF2	CS101

- * - Item no longer stocked
- For guidance only. Please consult local Service Metals branch for more information



Assembly Index

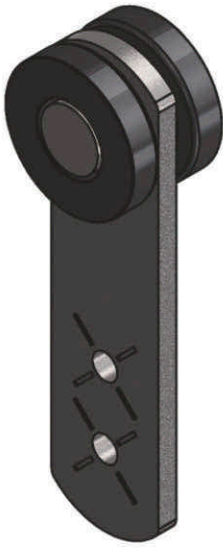
Angled Cant Rail Assemblies

Cant Rail			Corner Pillar			Curtain Track			Casting	Plate
Rail	Radius		Pillar	Radius		Track	Radius			
	inches	mm		inches	mm		inches	mm		
CR58	-	-	Sq	-	-	CT60	-	-	CS34	-
CR58	-	-	CP18	1	25.4	CT60	-	-	CS33	-
CR61	-	-	Sq	-	-	-	-	-	CS38	-
CR61	-	-	CP18	1	25.4	-	-	-	CS39	-
CR29	-	-	Sq	-	-	-	-	-	CS9	-
CR29	-	-	CP18	1	25.4	-	-	-	CS14	-
CR52	-	-	Sq	-	-	-	-	-	SC4	CS100
CR52	-	-	CP51	1 1/4	31.75	-	-	-	SC2	CS100
CR52	-	-	CP52	2	52	-	-	-	SC3	CS100
CR65	-	-	Sq	-	-	CT3/CT4	-	-	CS200	CS100
CR65	-	-	CP11	1 1/4	31.75	CT3/CT4	-	-	CS300	CS100
CR65	-	-	CP18	1	25.4	CT3/CT4	-	-	CS300L	CS100
CR65	-	-	CP707	1	25.4	CT3/CT4	-	-	CS300L	CS100
CR65	-	-	CP51	-	-	CT3/CT4	-	-	CS250	CS100
CR65	-	-	CP19	2	52	CT3/CT4	-	-	CS600	CS100
CR65	-	-	CP30	3	76.2	CT3/CT4	-	-	CS30	CS51
CR65	-	-	CP17	3	76.2	CT3/CT4	-	-	CS50	CS51
CR65	-	-	CP50	5	127	CT3/CT4	-	-	CS502	CS501
CR65GA	-	-	Sq	-	-	-	-	-	CS200L	CS100
CR65GA	-	-	CP30	3	76.2	-	-	-	CS30L	-
CR65/CP30	-	-	CP30	3	76.2	-	-	-	CS145	CS101
CR65/CP30	-	-	CP17	3	76.2	-	-	-	CS145	CS101
CR85	-	-	Sq	-	-	-	-	-	CS200	CS100
CR85	-	-	Sq	-	-	-	-	-	CS200L	-
CR85	-	-	CP30	3	76.2	-	-	-	CS30L	-
AE02	-	-	AE01	-	-	-	-	-	CA002	-
AE02	-	-	Sq	-	-	-	-	-	CA003	-

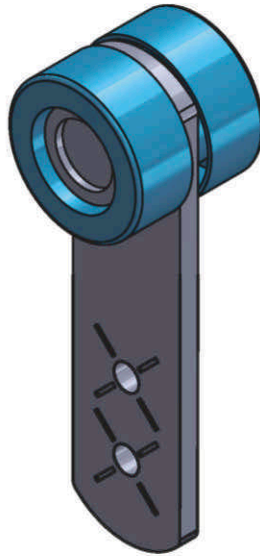
- * - Item no longer stocked
- For guidance only. Please consult local Service Metals branch for more information



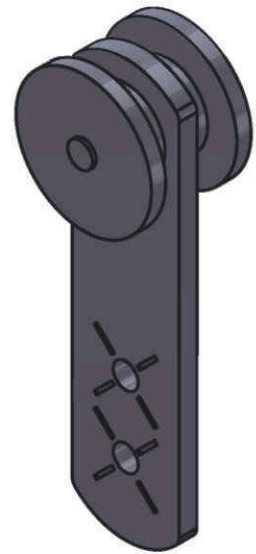
Curtainsider Accessories




FW684T
Curtain Roller
Curtain Track - CT3/CT4/CT6/
CT7/CT10



FW787PW
Curtain Roller
Curtain Track - CT8



FW682
Curtain Roller
Curtain Track - STGCT

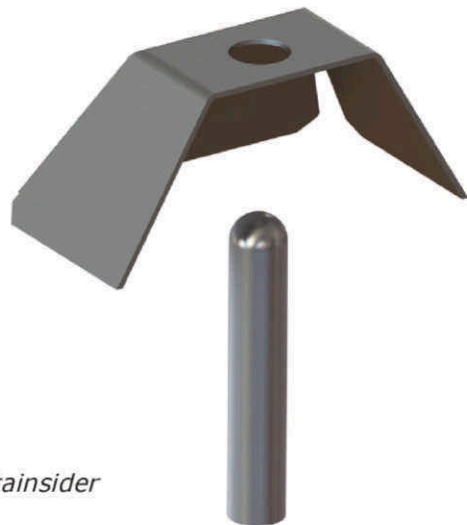


FW1
Sliding Door Roller
Door Track - SDS5/SDS6

Locator
STPLO1
4" x 4 1/4"
STPLO2
5 1/2" x 4 1/4"

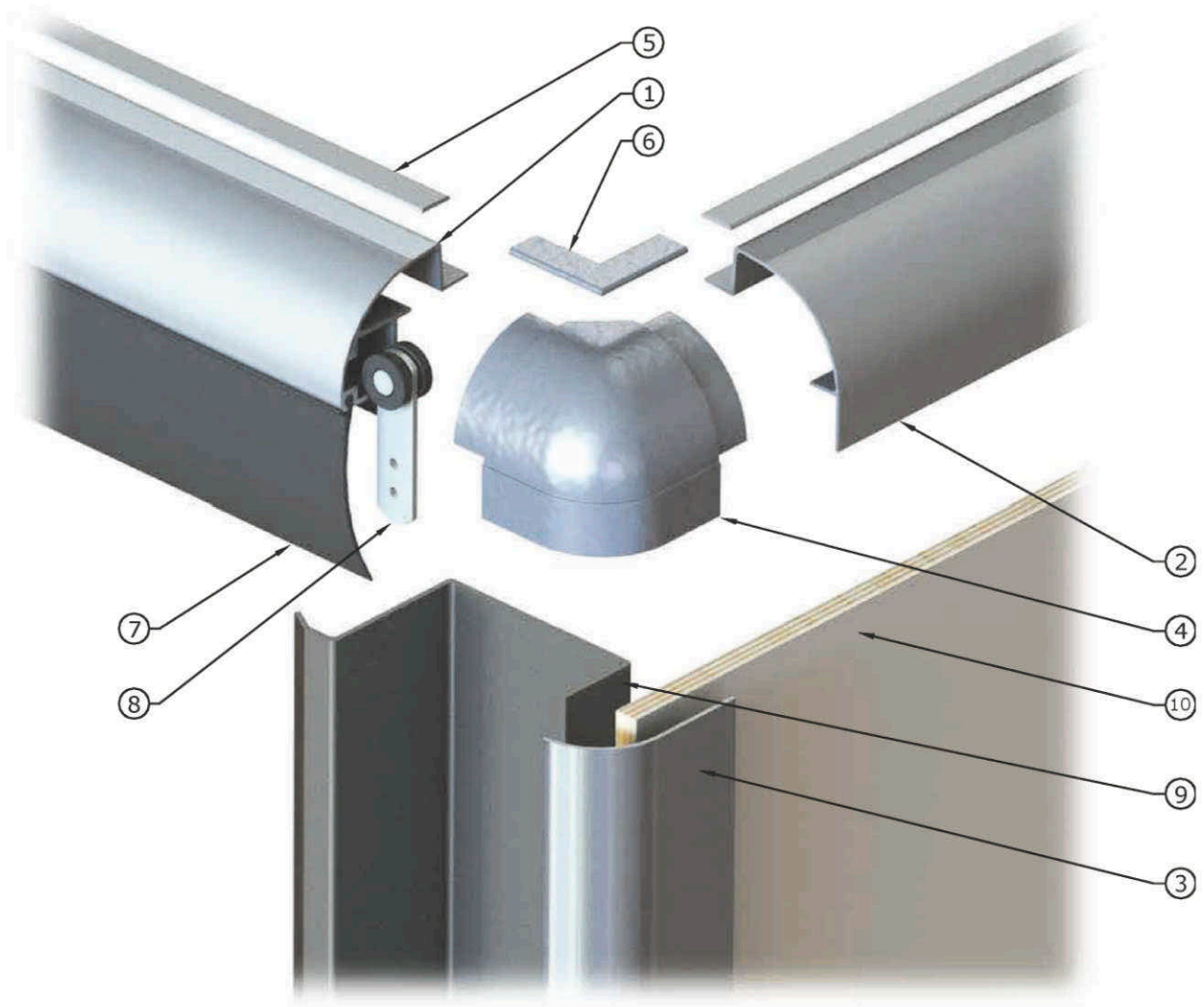
Bullet
For use with locator

Both to be used with Galvanised Curtainsider Pillars.



Curtainsider System

Curtainsider Assembly



- 1 - Curtain Track CT7** (See *Curtain Tracks*)
- 2 - Cant Rail CR20** (See *Cant Rails Page*)
- 3 - Capping Pillar CP23*** (See *Corner Pillars and Capping Pillars*)
- 4 - Corner Casting CSTR5** (See *Corner Castings*)
- 5 - Moulding DR1** (See *Moulding*)
- 6 - Top Plate CS101** (See *Top Plate Castings*)
- 7 - Pelmet PT1B** (See *Curtain Tracks*)
- 8 - Curtain Roller PW684T** (See *Curtainsider Accessories*)
- 9 - Steel Curtain Sider Pillar*** (See *Steel Sections*)
- 10 - GRP Panel 17mm** (See *GRP Panels*)


* - CP60 can be used in place of Steel Curtainsider Pillar and CP23 to form lighter assembly



Fabricated Truck Roofs


Flat Roofs

- Full range of rails, castings and roof skins available.
- Made to bespoke dimensions and specifications.
- Wide range of extras available on request (See below).



Bowed Roofs

- Bowed cant rails available on request.
- Bowed rails include: CR65, CR20 and CT7.
- Provides a more streamlined body shape.



Truck Roof Options

Roof can incorporate:

- Wire security mesh fitted internally.
- Insulation available.
- Twin skin construction.
- Fibreglass rear diffuser (See right).
- Internal timber blocks.
- GRP boards to replace fibreglass or aluminium sheet roof skin.



- Consult local Service Metals branch, Truck Roofs or Service Metals website for more information



Fibreglass Roof Sheet

Opal

mm	Width	
	meters	feet
1.3	2.0	6' 6"
1.3	2.14	7' 0"
1.3	2.3	7' 6"
1.3	2.5	8' 2 ½"
1.3	2.55	8' 4 ½"
1.3	3.0	9' 9"

Translucent

mm	Width	
	meters	feet
1.3	2.5	8' 2 ½"
1.3	2.55	8' 4 ½"
1.8	2.5	8' 2 ½"
1.8	2.55	8' 4 ½"

Dense White

mm	Width	
	meters	feet
1.3	2.3	7' 6"
1.3	2.55	8' 4 ½"
2.0	2.55	8' 4 ½"

Blue

mm	Width	
	meters	feet
1.3	2.55	8' 4 ½"
1.8	2.55	8' 4 ½"

Elycold hand laid with film

mm	Width	
	meters	feet
1.8	2.55	8' 4 ½"
1.8	2.30	7' 6"

Weight

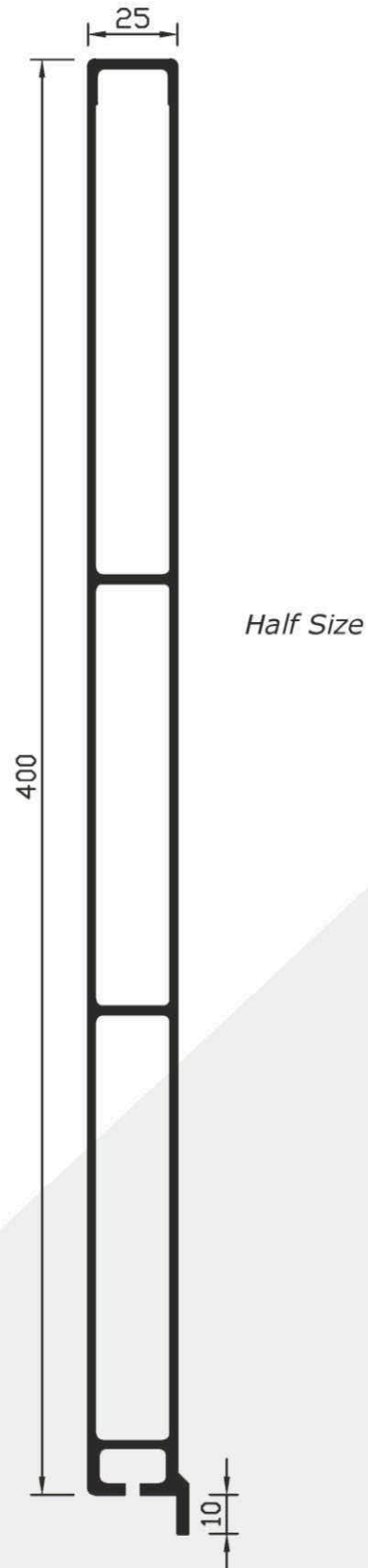
mm	Kg/m ²	Kg/f ²
1.3	2.15	0.20
1.8	2.98	0.27
2.0	3.31	0.31

- Cut sheets available from stock above
- Coils in range of widths
- Hand laid up sheets available
- Fire retardant sheet available



Hollow Planks

HP16
4.85 kg/m
One Piece Dropside System

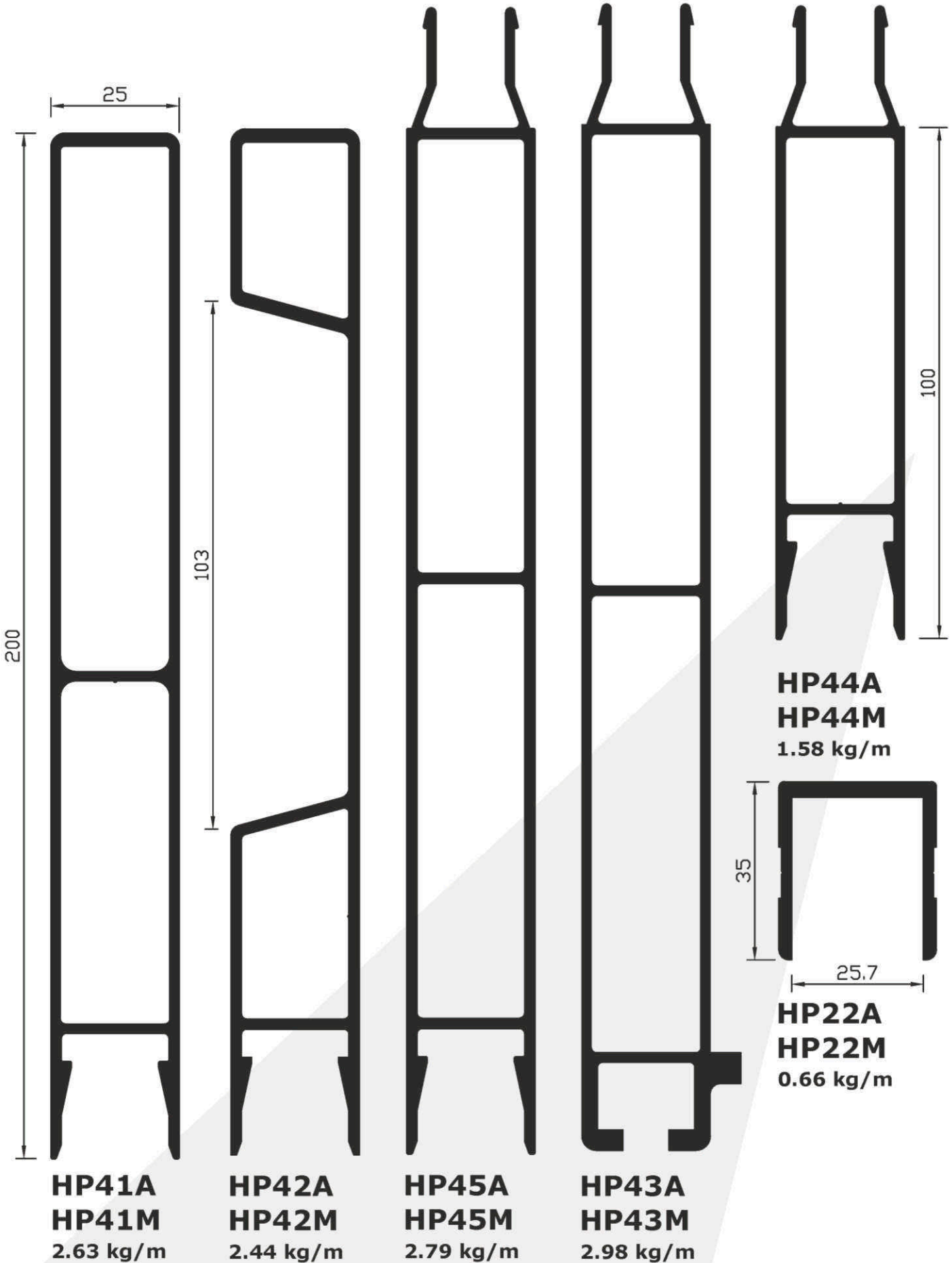


PLEASE NOTE - All sections are Aluminium unless otherwise stated.
- All dimensions in millimeters unless otherwise stated.



www.servicemetals.co.uk

Hollow Planks

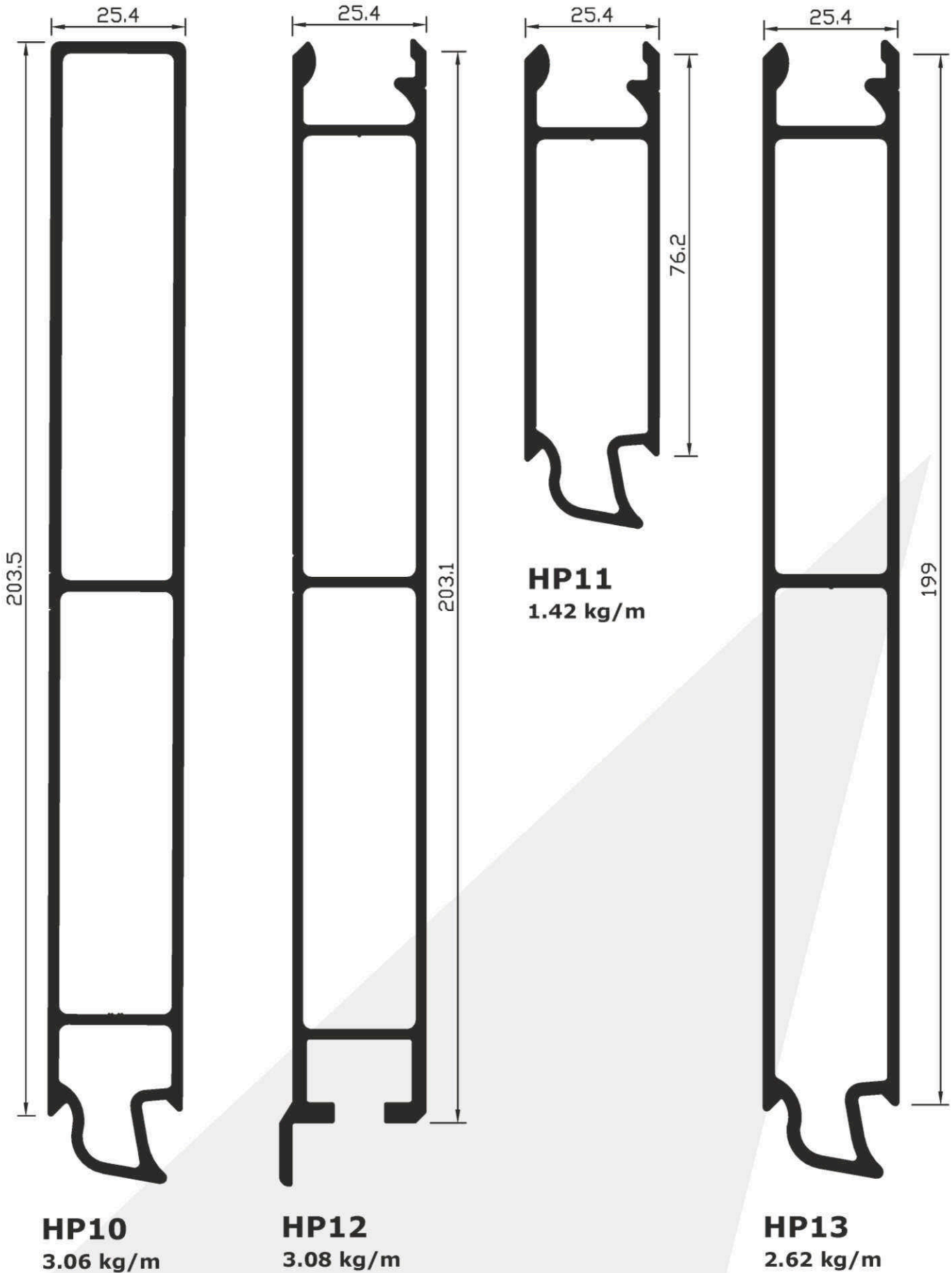


PLEASE NOTE - All sections are Aluminium unless otherwise stated.
- All dimensions in millimeters unless otherwise stated.



www.servicemetals.co.uk

Hollow Planks

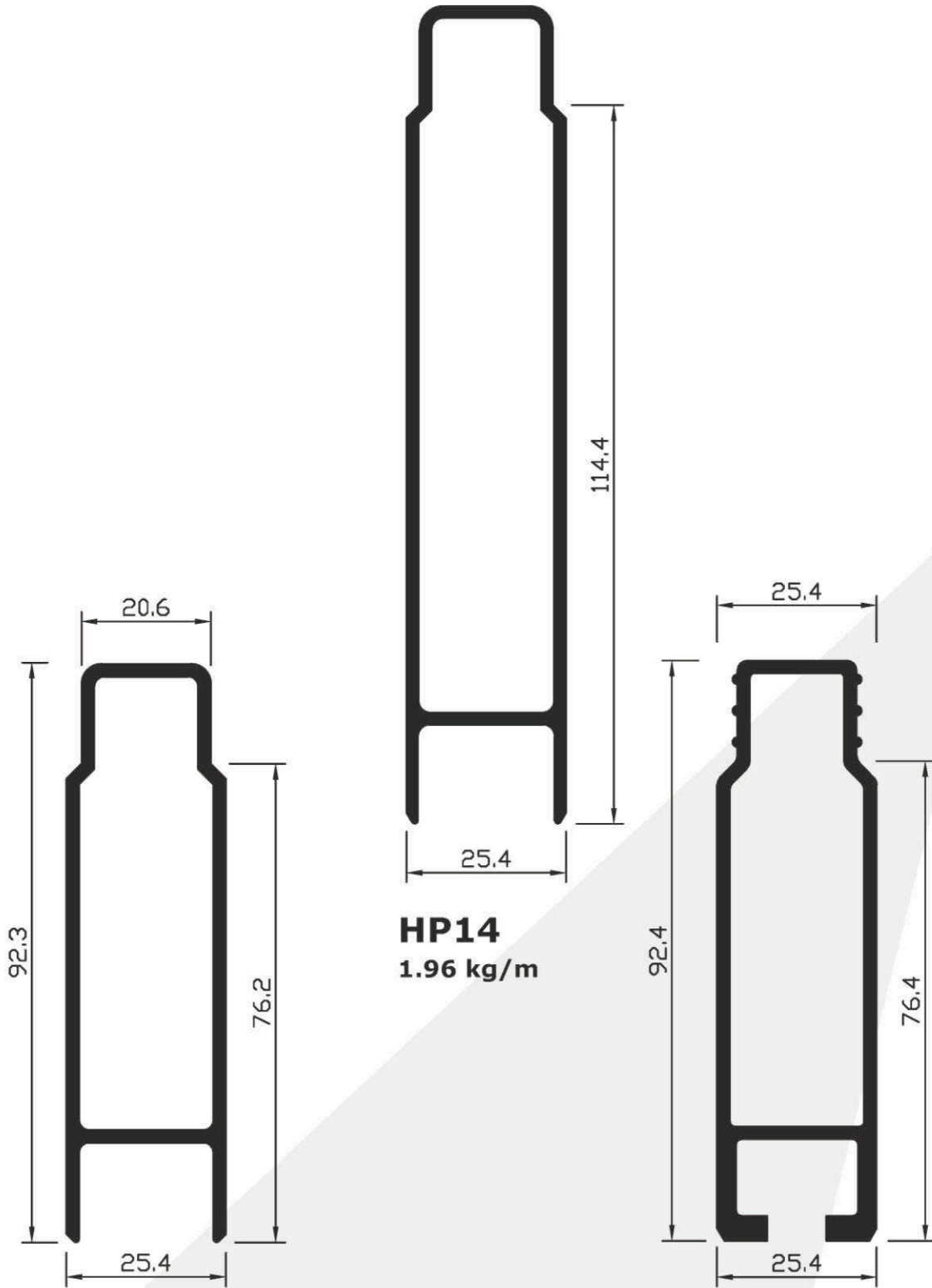


PLEASE NOTE - All sections are Aluminium unless otherwise stated.
- All dimensions in millimeters unless otherwise stated.



www.servicemetals.co.uk

Hollow Planks



HP3
1.41 kg/m

HP14
1.96 kg/m

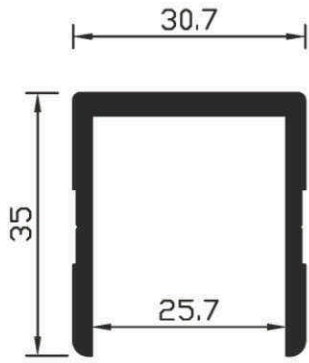
HP6
1.56 kg/m

PLEASE NOTE - All sections are Aluminium unless otherwise stated.
- All dimensions in millimeters unless otherwise stated.

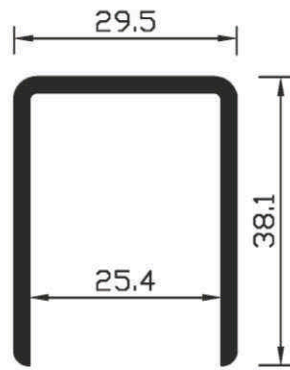


www.servicemetals.co.uk

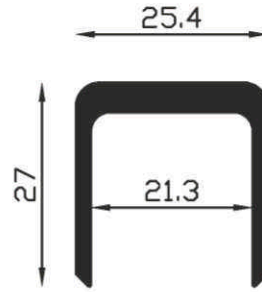
Hollow Plank Cappings



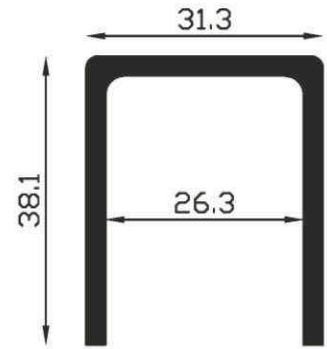
HP22
0.66 kg/m



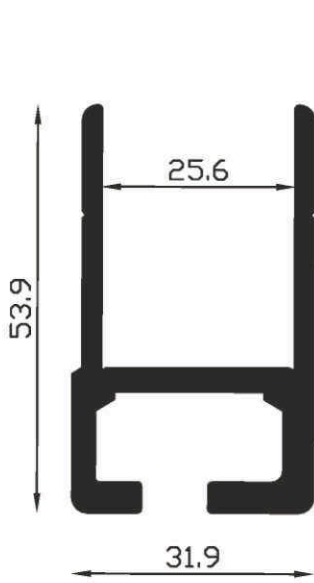
C18
0.55 kg/m



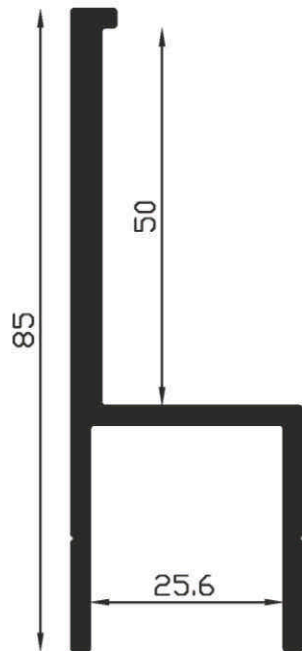
C40
0.51 kg/m



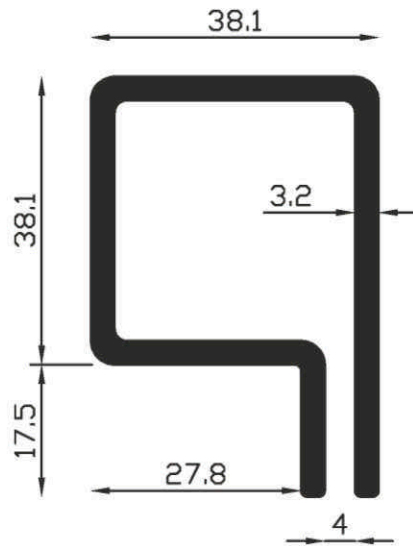
C41
0.70 kg/m



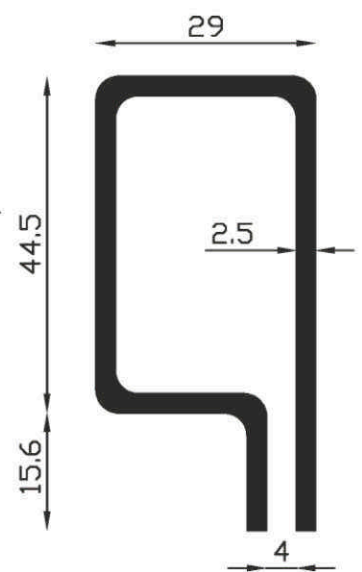
DSHC
1.22 kg/m
To suit RG300 hinge



DS10
1.19 kg/m




DS22
1.16 kg/m



DS8
1.15 kg/m

Dropside Hinges



RG300
Heavy duty cast
dropside hinge set



RG300LW
Light Weight
dropside hinge set

PLEASE NOTE - All sections are Aluminium unless otherwise stated.
- All dimensions in millimeters unless otherwise stated.

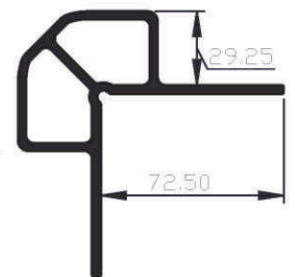
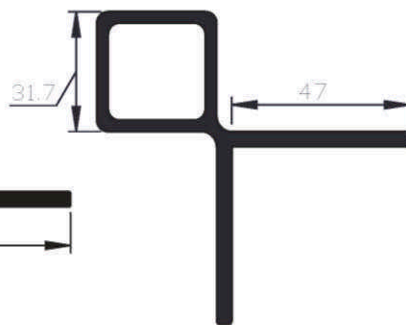
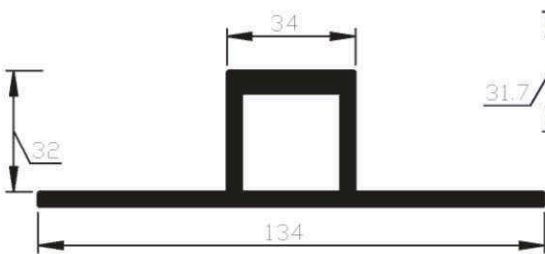
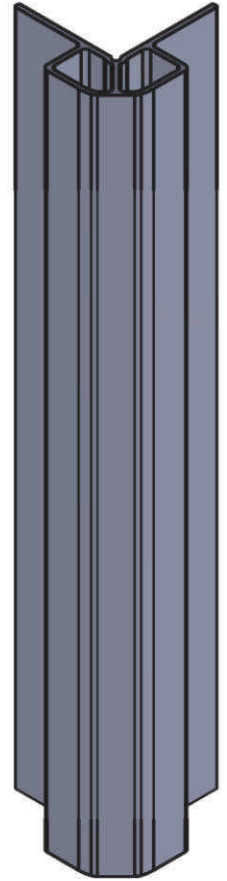
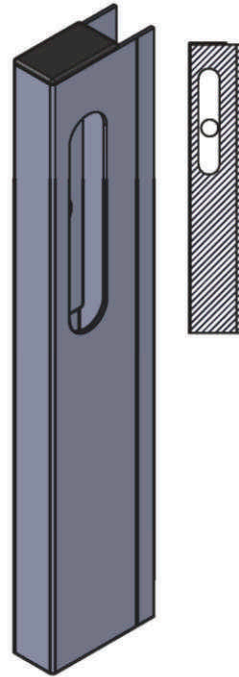



www.servicemetals.co.uk

Dropside Pillars

Aluminium Pillars

- All lengths measured from top of base.
- See Dropside Assembly for more information.



JH1
Dropside Centre Pillar
 Available Lengths -
 Metric -
 406/482/610/787/864
 Imperial -
 16"/19"/24"/31"/36"

JH2
Dropside Rear Pillar
 Available Lengths -
 Metric -
 406/482/610/787/864
 Imperial -
 16"/19"/24"/31"/36"

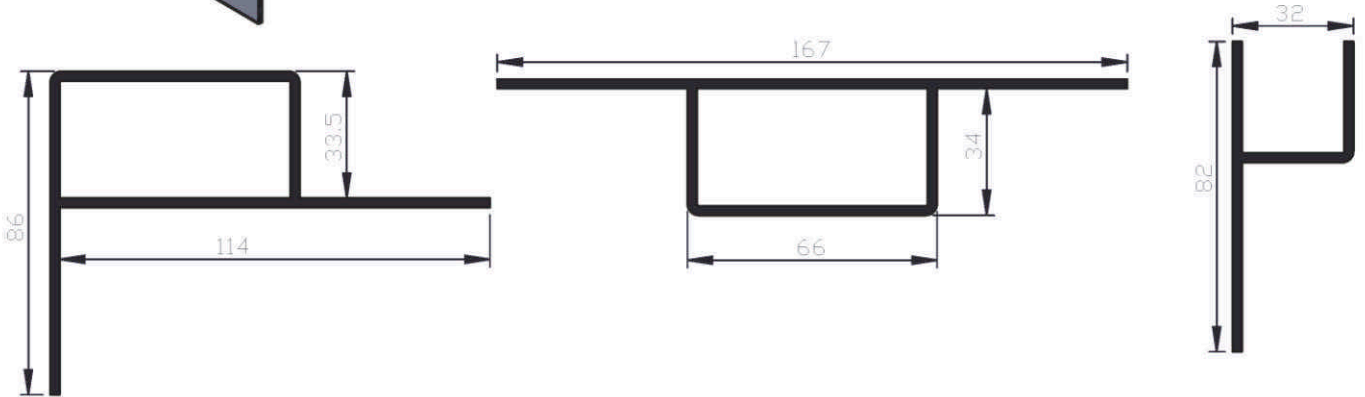
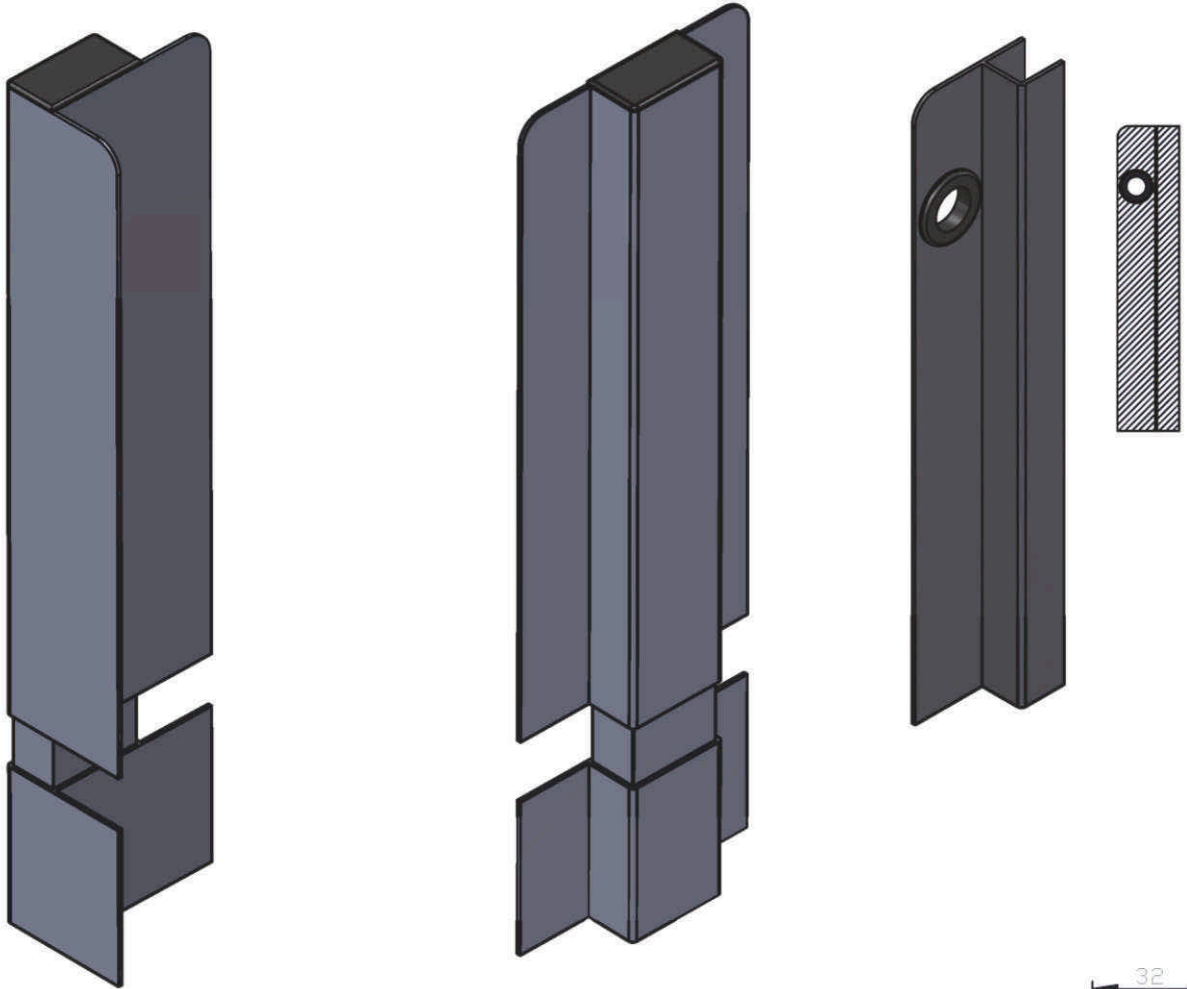
JH5
Dropside End Cap
 Left or Right Available
 Available Lengths -
 Metric -
 406/482/610/787/864
 Imperial -
 16"/19"/24"/31"/36"

HBP
Headboard Pillar
 Available bespoke
 lengths



Dropside Pillars

Galvanised Steel Pillars : All lengths measured from top of base.
See Dropside Assembly for more information.



JHSF5
Dropside Front Pillar
Available Lengths -
Imperial - 15"/19"/24"/32"/36"
Metric - 381/482/610/813/914


JHSF6
Dropside Rear Pillar
Available Lengths -
Imperial - 15"/19"/24"/32"/36"
Metric - 381/482/610/813/914

JHSF7
Dropside Centre Pillar
Available Lengths -
Imperial - 15"/19"/24"/32"/36"
Metric - 381/482/610/813/914

JHSF8
Dropside End Cap
Supplied in Pairs
Available Lengths -
Imperial - 16"
Metric - 406



Dropside System



1 - JH1 Pillar (*Dropside Pillars*)

2 - JH2 Pillar (*Dropside Pillars*)

3 - JH5 Pillar (*Dropside Pillars*)

4 - HP16 Plank (*Hollow Planks*)

5 - C22 Crossbearer (*See Crossbearers*)

6 - MS85 Side Rave (*See Side Raves*)

7 - Hinge (*See Dropside Hinges*)


8 - Anti-Luce Fastener (*Range of sizes available*)

9 - M10 Bolts (*Size decided by user*)

10 - Aluminium Channel (*HBP Pillar alternative*)

11 - FP15 Floor Plank (*Used as headboard*)

12 - WISA Plywood Flooring (*See Plywood Flooring*)

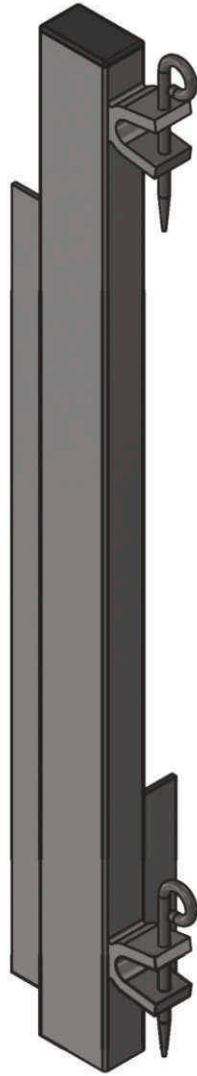


(JH5 & HP16 Assembly)


- **Dropside Pillars** available in steel alternative.
- **Wide range of other hollow planks and fittings** also available.



Tipper Pillars



JH8
Steel Corner Pillar
Available Lengths - 650mm




JH7
Aluminium End Cap
Available Lengths - 600mm

Supplied as a set boxed in pairs (LH / RH - 4 parts)

- **Unique system allows tailboard to swing up or down depending on vehicle application.**
- **Ideal for small tipper manufacture.**
- **See Tipper System section.**



Tipper System



1 - JH7 Pillar (See Tipper Pillars)

2 - JH8 Pillar (See Tipper Pillars)

3 - JH1 Pillar (See Dropside Pillars)

4 - JH5 Pillar (See Dropside Pillars)

5 - C22 Crossbearer (See Crossbearers)

6 - MS85 Side Rave (See Side Raves)

7 - RG300 Hinge (See Dropside Hinges)


8 - Anti-Luce Fastener (Range of sizes available)

9 - M10 Bolts (Size decided by user)


10 - Aluminium Channel (HBP Pillar alternative)

11 - FP15 Floor Plank (Used as headboard)

12 - Steel Floor (See Plywood Flooring)



(JH5 & HP16 Assembly)

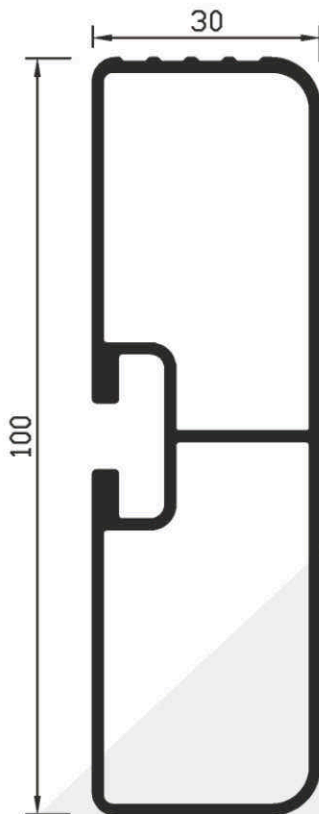


(JH7 & JH8 Pillars)


- **Dropside Pillars** available in steel alternative.
- **Wide range of other hollow planks and fittings** also available.
- **Contact local Service Metals branch** for more information.

Side Guard Components

Side Guard Rails



SG5 and SG4 are available as Type Approved Kits.
SG1 not available Type Approved.



See our Type Approved Side Guard Kit Brochure
or website for further information.

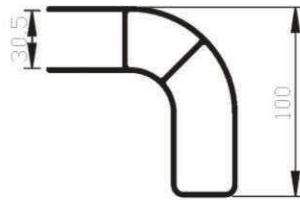
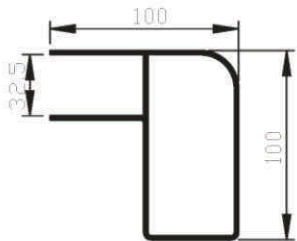

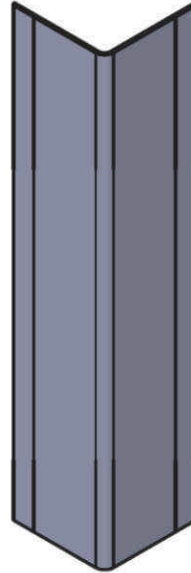

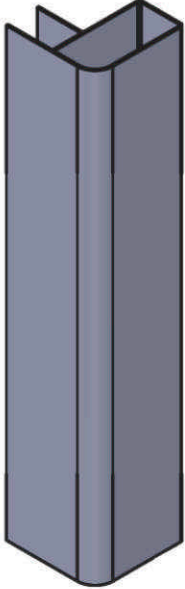
PLEASE NOTE - All sections are Aluminium
unless otherwise stated.
- All dimensions millimeters
unless otherwise stated.



www.servicemetals.co.uk

Side Guard Components

Side Guard Corner Pillars



CP54/100
For use with any single rail systems using SG5 rail

CP53A/100
For use with any single rail systems using SG5 rail

SG4CP/100
For use with any single rail systems

CP52/100
For use with any single rail systems

CP54/500
For use with any double rail systems using SG5 rail

CP53A/500
For use with any double rail systems using SG5 rail

SG4CP/500
For use with any double rail systems

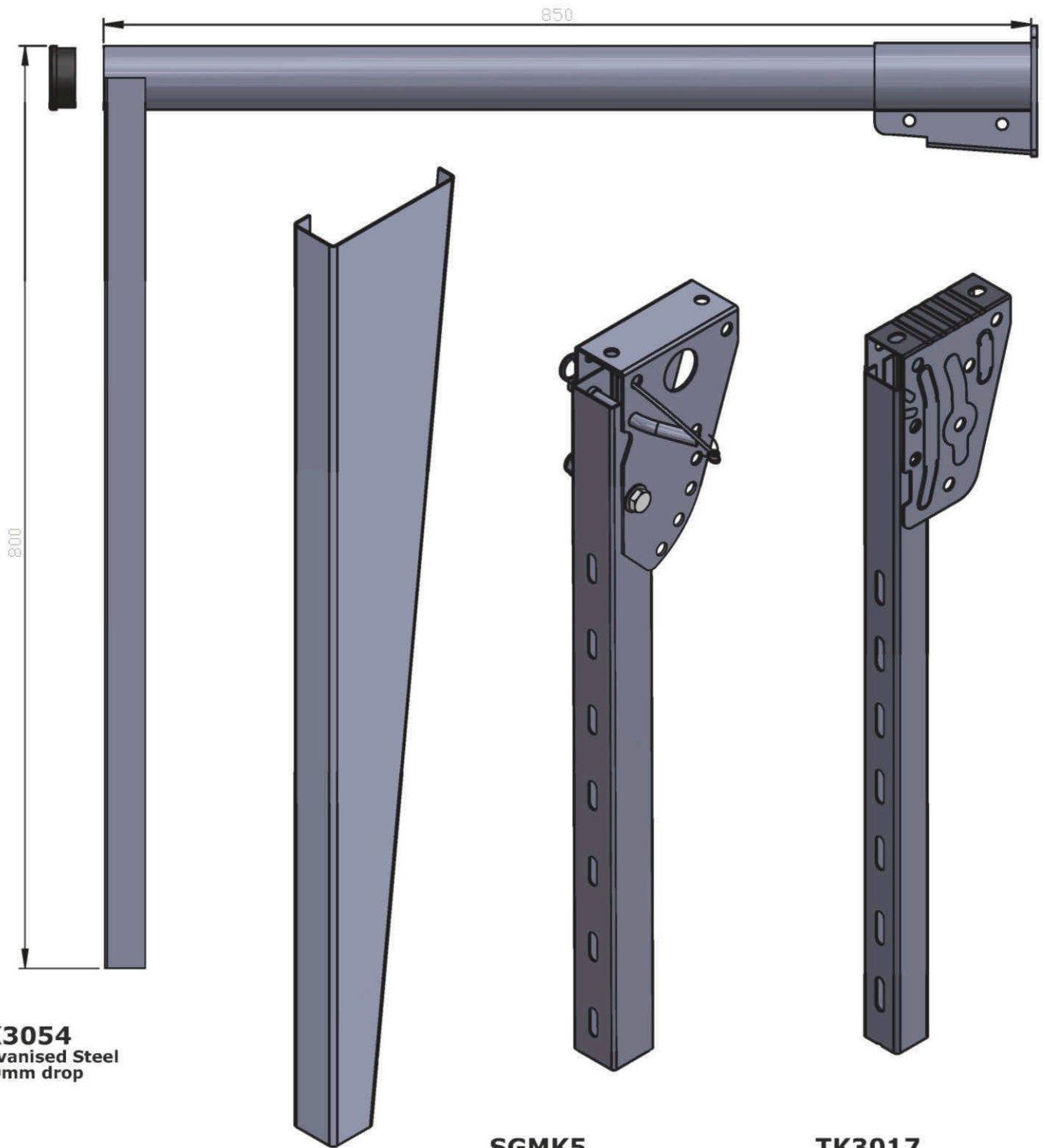
CP52/500
For use with any double rail systems

- End bungs available for selected pillars
- Visit the Service Metals website for full VCA Type Approved side guard kits, fitting instructions and component information



Side Guard Components

Side Guard Legs



TK3054
Galvanised Steel
800mm drop

PWL950G
Galvanised Steel
950mm drop

SGMK5
Galvanised Steel/Zinc
Plated/ Stainless Steel
740mm or 1260mm drop

TK3017
Galvanised Steel/Zinc
Plated/ Stainless Steel
735mm drop

- Visit the Service Metals website for full VCA Type Approved side guard kits, fitting instructions and component information



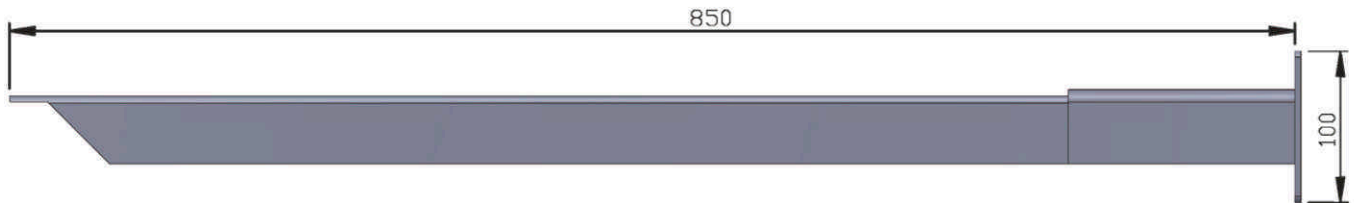
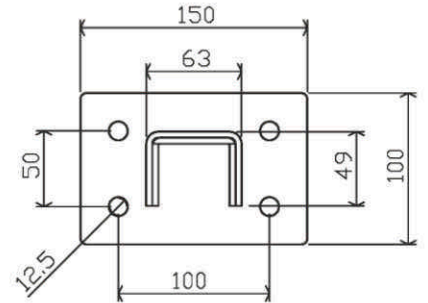
www.servicemetals.co.uk

Side Guard Components

Side Guard Chassis Arms

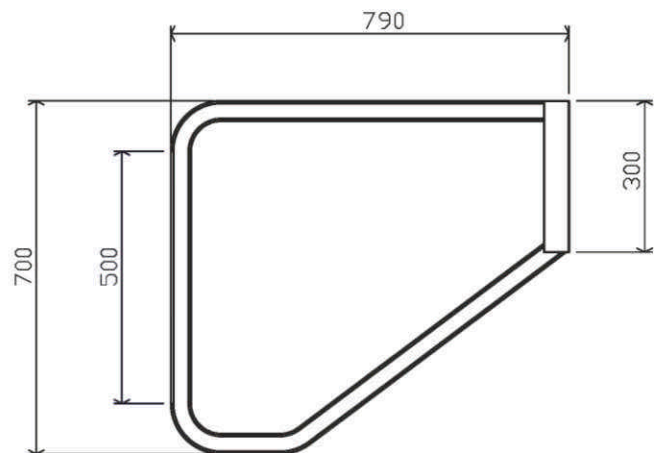
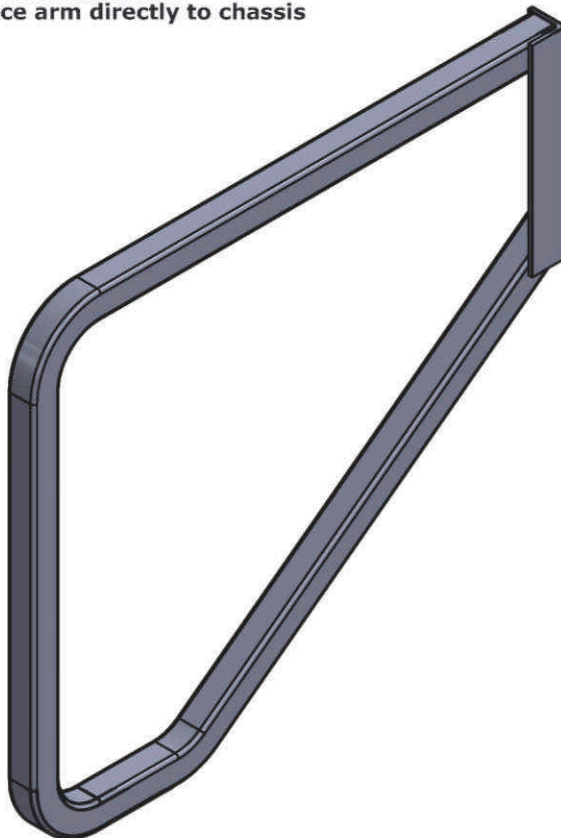
32406

- 850mm chassis arm
- Black powder coated steel arm
- 2 piece arm and bracket
- Bolted directly to chassis via end bracket



12301

- 790mm chassis arm
- 700mm drop
- Mill finish mild steel arm
- Single piece arm directly to chassis



Visit the Service Metals website for full VCA Type Approved side guard kits, fitting instructions and component information.

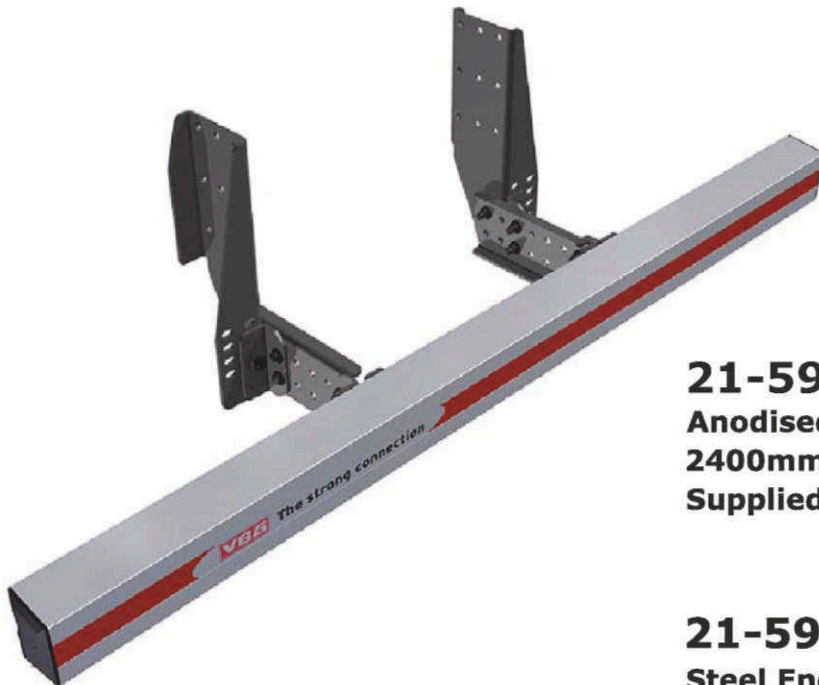


Type Approved Side Guard Systems

Kit No.	Leg	Corner Pillar	Rail	Chassis Arm	Max Drop	Max Leg Spacing	Max Front Overhang	Max Rear Overhang
					mm	mm	mm	mm
3	SGMK5	SG4CP	SG4	-	705	2700	600	300
4 <i>(Config. 1)</i>	SGMK5	CP53/CP54	SG5A	-	682	2700	600	250
4 <i>(Config. 2)</i>	SGMK5	CP53/CP54	SG5A	-	750	2000	750	250
5	TK3017	SG4CP	SG4	-	556	2700	600	250
6	TK3017	CP53/CP54	SG5A	-	572	2700	600	250
7	PWL950G	SG4CP	SG4	-	950	2700	600	350
9	TK3054	CP53A	SG5A	-	575	2700	600	250
13	TK3054	SG4CP	SG4	-	600	2700	635	250
15	SGMK5	CP53/CP54	SG5A	32406	592	1700	700	250
17	-	CP53/CP54	SG5A	12301	640	2700	700	250

- Visit the **Service Metals** website for full VCA Type Approved side guard kits and fitting instructions
- Contact your local **Service Metals** branch for more information

Under Run Bar System



21-595000 UHAP-2
Anodised Aluminum Under Run Bar.
2400mm beam can be cut to suit.
Supplied with bolt kit for fitting.

21-592678 EUM-3
Steel End Plate Brackets for Under Run Bar.
Brackets supplied undrilled. Holes to be cut by user to suit chassis type.

Above system is fully Type Approved.



Tool Boxes

Service Metals Group are the UK distributors for the **LAGO** range of Tool Boxes.

BLACK DOG - Rotationally Moulded/Key & Keyhole Cap/Flush Fit Watertight Lid/Reinforcement Ribs



LAGO

Sizes Available (BD = Black Dog / Space = Space Truckin)

Code No.	External Dimensions (mm)			Kgs
	Width	Height	Depth	
PTB1000 BD 44 50 55 020	1000	500	470	15.0
PTB800 BD 44 50 55 033	800	450	470	11.5
PTB600 BD 44 50 55 083	600	450	470	9.2
PTB500 BD 44 50 55 103	500	350	400	6.2
PTB500 SPACE 44 60 15 100	500	350	380	4.0
PTB400 BD 44 50 55 115	400	350	400	5.7
PTB400 SPACE 44 60 15 116	400	350	300	3.0

SPACE TRUCKIN'

Injection Moulded/Multi- Point Locking/Overlapping Watertight Lid Reinforcement Ribs



LAGO

Also Available:

DAKEN - Injection Moulded



Other Tool Boxes available - please contact our sales office

Embossed Mud Flaps

- Mud Flaps can be supplied plain or embossed with a logo of your choice.
- Free set up charge for quantities above 200 units if a bespoke customer logo is added. Sizes can vary as long as the logo is the same throughout the batch.
- Logo range includes Scania, Renault, MAN, Mercedes, DAF and Volvo.

Sizes Available

Size (mm)	
Width	Height
400	300
450	300
500	300
600	300
600	400
600	450
600	920
650	400



PLEASE NOTE - All sections are Aluminium unless otherwise stated.
- All dimensions millimeters unless otherwise stated.

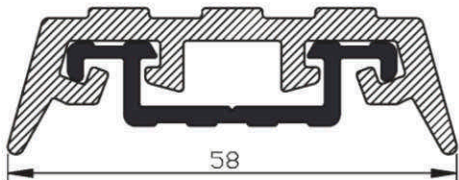


www.servicemetals.co.uk

Carrier Systems

System 1

CCAC2
Rubber Section
Available in 20m rolls




CCAC1
Aluminium Carrier



CS60A
Aluminium End Cap

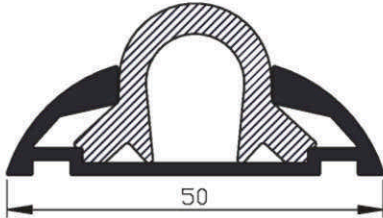
CS60P
Plastic End Cap




System 2

*Supplied by
JB Components

17350
Rubber Section



14996
Aluminium Carrier

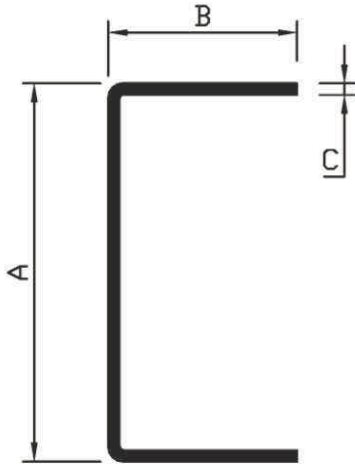


14592
Aluminium End Cap



Steel Sections

Steel Channel



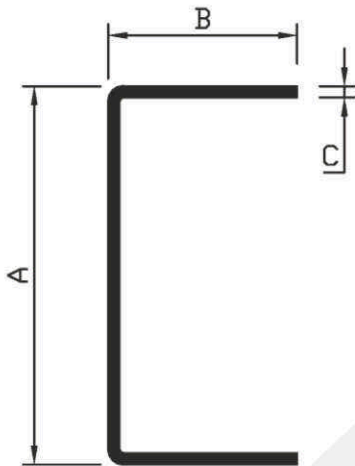
Plain

Code No.	Size (mm)			Length mm	Weight /Length
	A	B	C		
ST13	100	50	3	7620	33.75
ST14	100	50	3	9144	40.50
ST20	127	50	3	7620	39.17
ST21	127	50	3	9144	47
ST24	127	50	3	13716	70.5
ST29	150	50	3	7620	39.3
ST30	150	50	3	9144	47.18
ST33	150	50	3	13716	70.77

Galvanised

Code No.	Size (mm)			Length mm	Weight /Length
	A	B	C		
STG47	127	50	2.5	7620	32.90
STG48	127	50	3	7620	39.17
STG49	127	50	3	9144	47
STG52	150	50	3	7620	39.32
STG53	150	50	3	9144	47.18

Steel Runners



Plain

Code No.	Size (mm)			Length mm	Weight /Length
	A	B	C		
ST16	100	50	5	7620	53.8
ST17	100	50	5	9144	64.55
ST26	127	50	5	7620	61.88
ST27	127	50	5	9144	74.25
ST35	150	50	5	7620	68.8
ST36	150	50	5	8537	77.0
ST37	150	50	5	9144	82.57

Galvanised

Code No.	Size (mm)			Length mm	Weight /Length
	A	B	C		
STG42	100	50	5	6400	45.18
STG43	100	50	5	7620	53.5
STG44	100	50	5	9144	64.55
STG50	127	50	5	7620	61.88
STG51	127	50	5	9144	74.25
STG54	150	50	5	7620	68.8
STG55	150	50	5	9144	82.6

If the size you require is not listed, please contact us as our stock range is constantly being increased.

PLEASE NOTE - All sections are Aluminium unless otherwise stated.
- All dimensions millimeters unless otherwise stated.



www.servicemetals.co.uk

Steel Sections

Lipped Steel Channel



Plain

Code No.	Size (mm)			Length mm	Weight /Length
	A	B	C		
ST01	75	50	3	7260	31.85
ST03	105	40	2	3000	9.28
ST03A	105	40	2	3200	9.9
ST04	105	40	2	4000	12.37
ST05	105	40	2	5000	15.46
ST06	100	50	3	2500	11.8
ST10	100	50	3	7620	36
ST11	100	50	3	9144	43.16

Galvanised

Code No.	Size (mm)			Length mm	Weight /Length
	A	B	C		
STG03	75	38	2	2134	5.7
STG04	75	50	2	2134	6.0
STG07	75	50	2	7600	23.2
STG10	100	50	2.3	2134	8.4
STG11	100	50	2.3	2223	8.8
STG14	100	50	2.3	2438	9.6
STG15	100	50	2.3	2500	9.8
STG16	100	50	2.3	2534	10.0
STG17	100	50	2.3	2550	10.1
STG20	100	50	2.3	7600	29.8
STG21	100	50	2.5	2438	9.8
STG22	100	50	2.5	2500	10.0
STG23	100	50	2.5	2534	10.2
STG24	100	50	2.5	2540	10.2
STG27	100	50	2.5	7600	32.1
STG30	100	50	3	2500	11.7
STG32	100	50	3	2540	11.9
STG33	100	50	3	5486	25.9
STG35	100	50	3	7600	35.6
STG36	100	50	3	9144	42.7
STG38	127	50	3	7620	43.35
STG39	127	50	3	9144	52.0
STG40	150	50	3	7620	47.9
STG41	150	50	3	9144	47.7

If the size you require is not listed, please contact us as our stock range is constantly being increased.

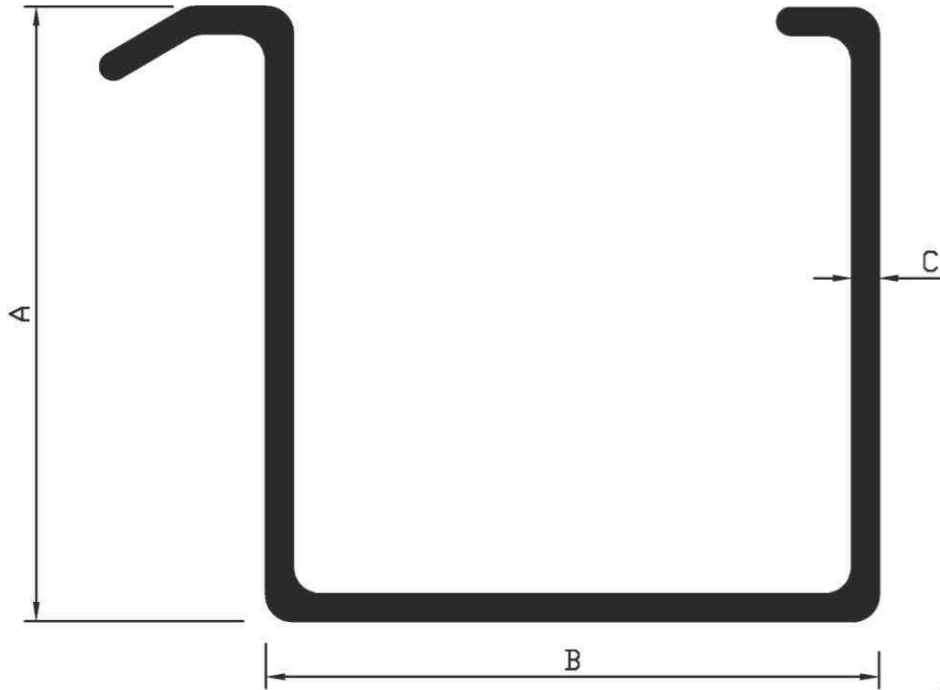
PLEASE NOTE - All sections are Aluminium unless otherwise stated.
- All dimensions millimeters unless otherwise stated.



www.servicemetals.co.uk

Steel Sections

Steel Curtainsider Corner Pillar



Code No.	A		B		C mm	Material mm	Length	
	mm	inches	mm	inches			m	feet
STCP02	101.6	4"	108	4.25"	5	Steel	2.44	8'0"
STCP03	101.6	4"	108	4.25"	3	Steel	2.44	8'0"
STCP05	108	4.25"	139.7	5.5"	5	Steel	3.05	10'0"
STCP06	101.6	4"	108	4.25"	5	Steel	3.05	10'0"
STCP07	101.6	4"	108	4.25"	3	Steel	3.05	10'0"
STCP09	108	4.25"	139.7	5.5"	5	Steel	3.66	12'0"
STCP10	101.6	4"	108	4.25"	5	Steel	3.66	12'0"
STGCP15	101.6	4"	108	4.25"	4	Galv	3.05	10'0"
STGCP16	108	4.25"	139.7	5.5"	4	Galv	3.05	10'0"
STGCP18	101.6	4"	108	4.25"	4	Galv	3.66	12'0"
STGCP19	108	4.25"	139.7	5.5"	4	Galv	3.66	12'0"
STGCP20	108	4.25"	139.7	5.5"	5	Galv	3.05	10'0"
STGCP22	108	4.25"	139.7	5.5"	5	Galv	3.66	12'0"

If the size you require is not listed, please contact us as our stock range is constantly being increased.

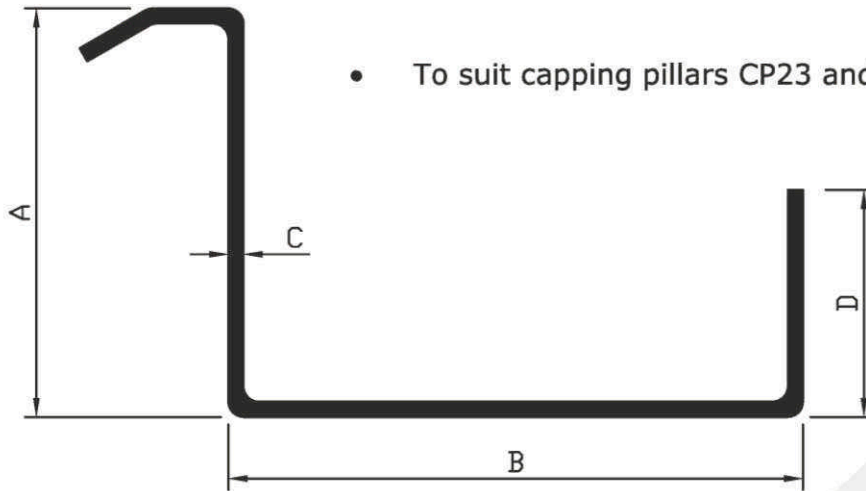
**PLEASE NOTE - All sections are Aluminium unless otherwise stated.
- All dimensions millimeters unless otherwise stated.**



www.servicemetals.co.uk

Steel Sections

Steel Curtainsider Corner Pillar



- To suit capping pillars CP23 and CP26.

Code No.	A		B		C mm	D		Material mm	Length	
	mm	inches	mm	inches		mm	inches		mm	feet
STCP11	108	4.25"	152.4	6"	5	60	2.32	Steel	3.05	10'0"
STGCP17	108	4.25"	152.4	6"	4	60	2.32	Galv	3.05	10'0"
STGCP21	108	4.25"	152.4	6"	5	60	2.32	Galv	3.05	10'0"
STGCP23	108	4.25"	152.4	6"	4	60	2.32	Galv	3.66	12'0"

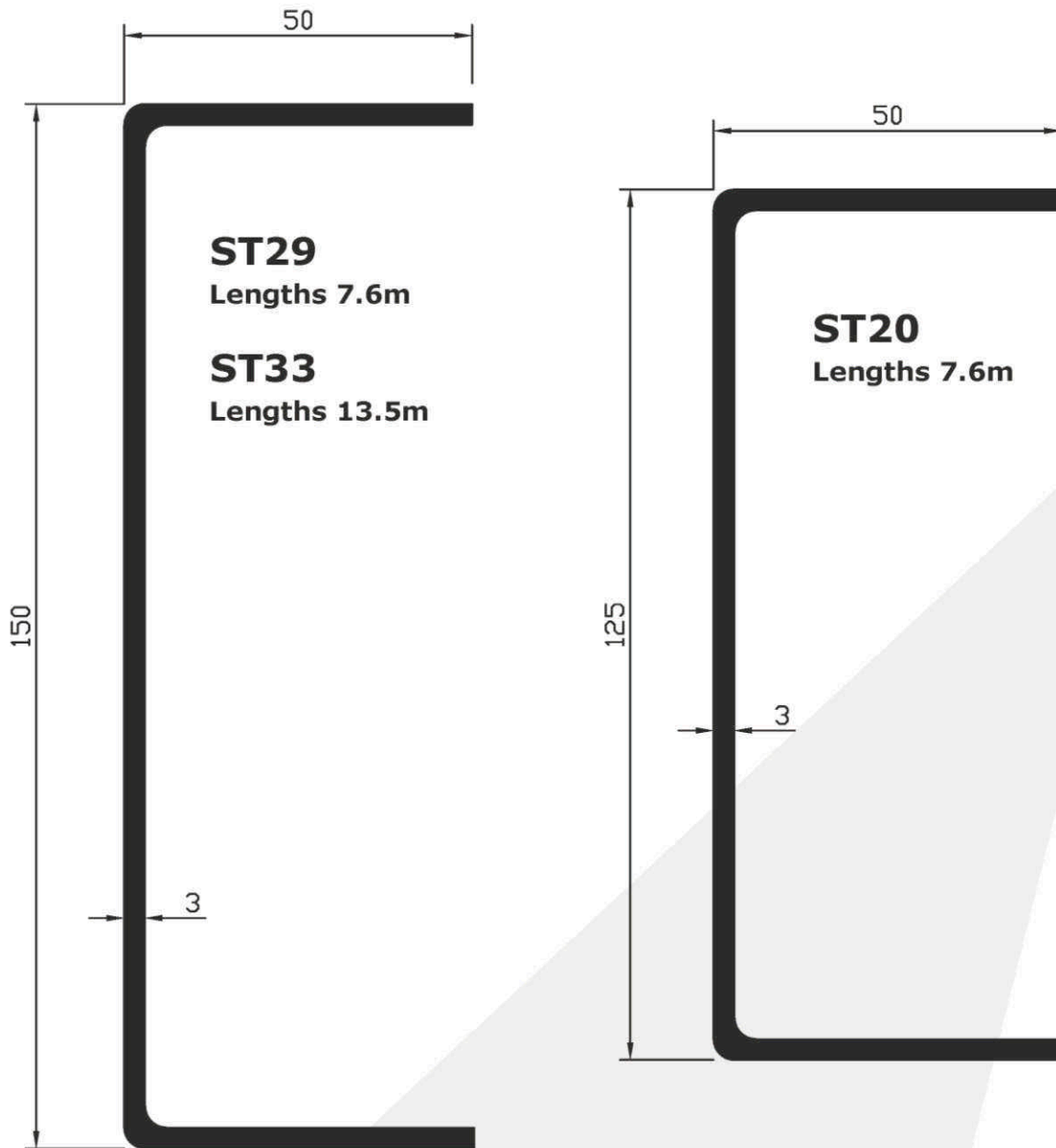
**PLEASE NOTE - All sections are Aluminium unless otherwise stated.
- All dimensions millimeters unless otherwise stated.**



www.servicemetals.co.uk

Steel Sections

Mild Steel Side Raves



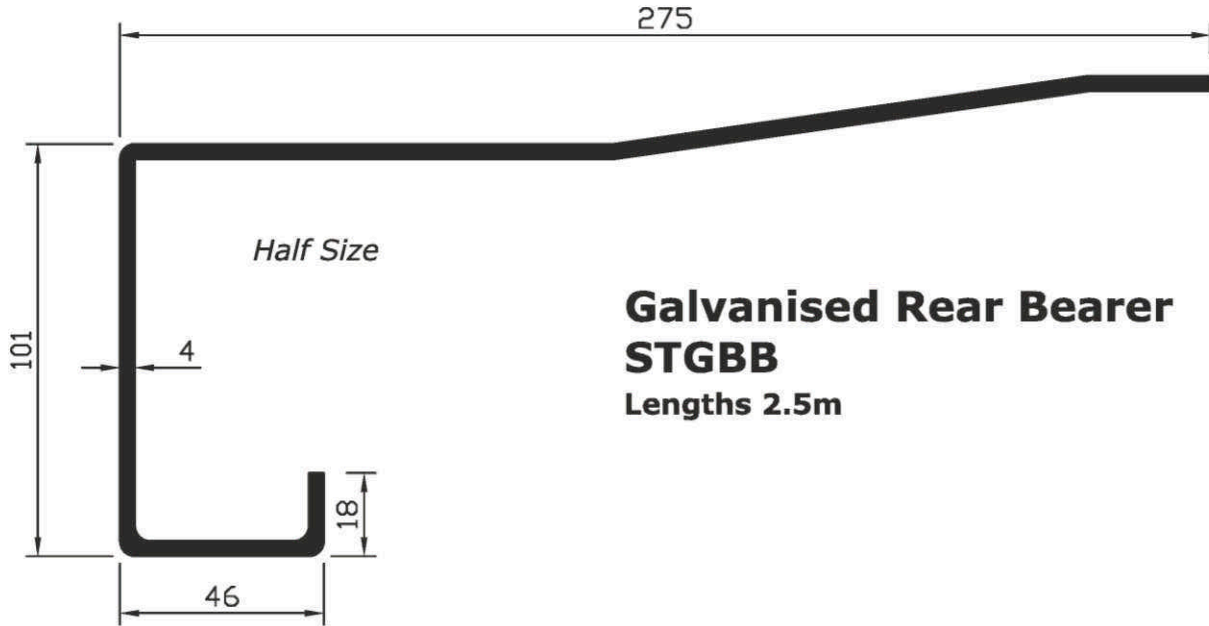
If the size you require is not listed, please contact us as our stock range is constantly being increased.

PLEASE NOTE - All sections are Aluminium unless otherwise stated.
- All dimensions millimeters unless otherwise stated.

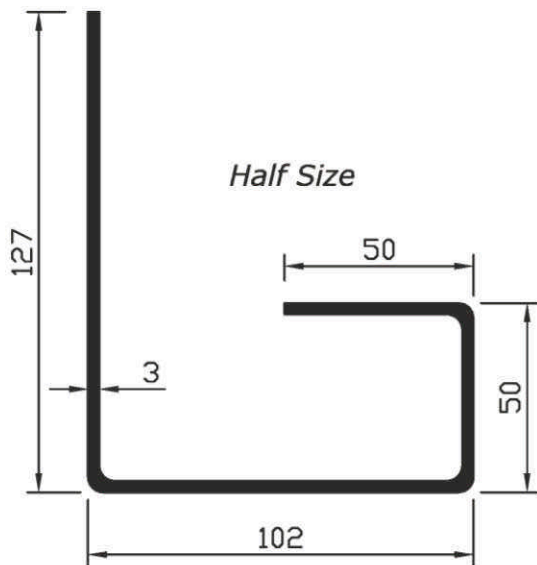


www.servicemetals.co.uk

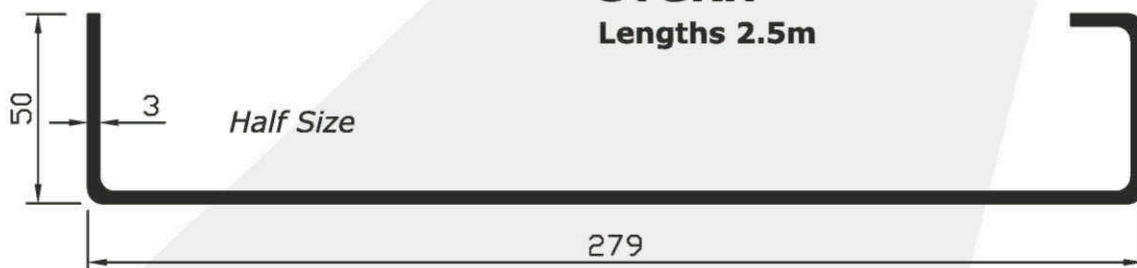
Steel Sections



**Galvanised Rear Bearer
STGBB**
Lengths 2.5m



**Galvanised Rear Corner Pillar
STGRCP**
Lengths 3.0m/3.7m



**Galvanised Rear Head Panel
STGRH**
Lengths 2.5m

If the size you require is not listed, please contact us as our stock range is constantly being increased.

- **Ex stock items**
- **Special dimensions available**
- **Also available in Self Colour, stainless steel and aluminium**

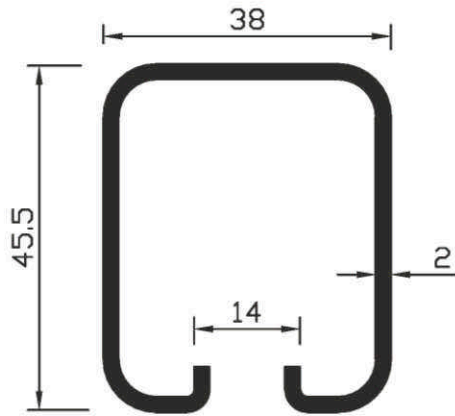
PLEASE NOTE - All sections are Aluminium unless otherwise stated.
- All dimensions millimeters unless otherwise stated.



www.servicemetals.co.uk

Steel Sections

Steel Curtain Track



STG88 Lengths 7.6m

STG92 Lengths 13.7m

2.17 kg/m

Galvanised Mild Steel or Aluzinc Mild Steel

Steel Top Hat

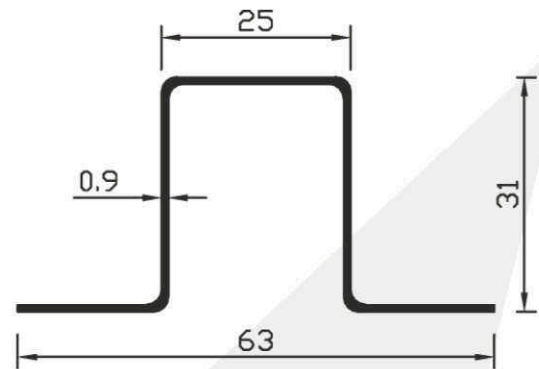
STG73 Lengths 2.5m Unbowed Length

STG74 Lengths 2.5m 25mm upward flange

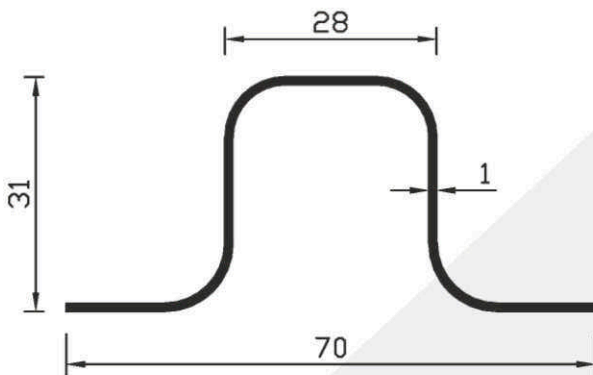
STG75 Lengths 2.5m 25mm downward flange

0.84 kg/m

Galvanised Mild Steel



Steel Bowler Hat



STG84 Lengths 2.5m

25mm rise curved upward flange

STG85 Length 2.5m

STG86 Length 7.5m

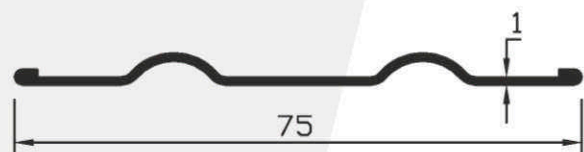
0.78 kg/m

Galvanised Mild Steel

Steel Tie Rail

STG61 Length 7.6m

Galvanised Mild Steel



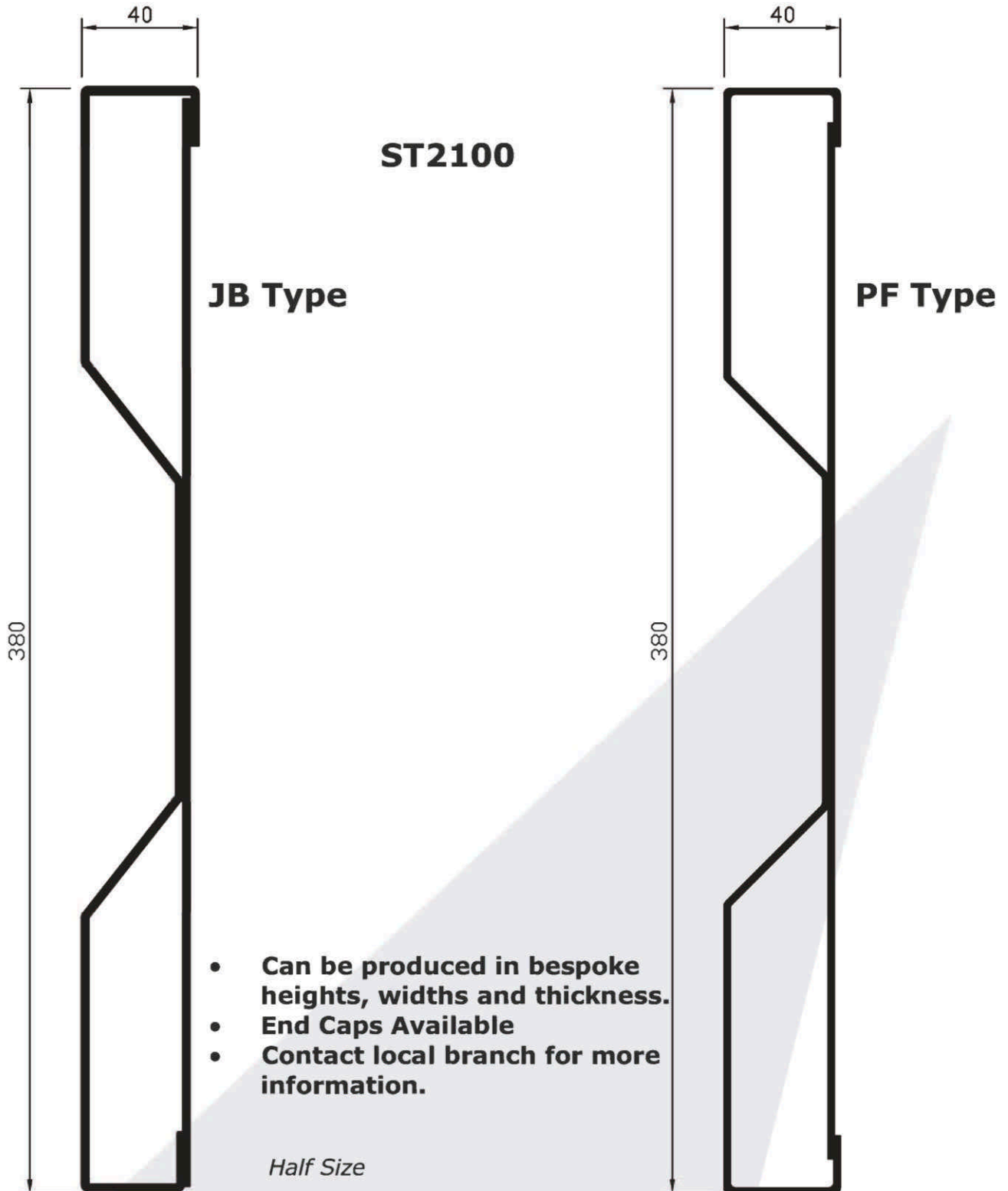
PLEASE NOTE - All sections are Aluminium unless otherwise stated.
- All dimensions millimeters unless otherwise stated.



www.servicemetals.co.uk

Steel Sections

Steel Double Skin Dropside Panel



If the size you require is not listed, please contact us as our stock range is constantly being increased.

PLEASE NOTE - All sections are Aluminium unless otherwise stated.
- All dimensions millimeters unless otherwise stated.



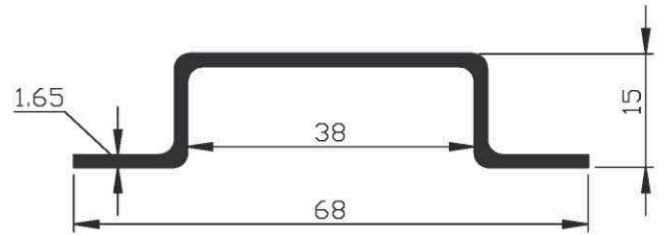
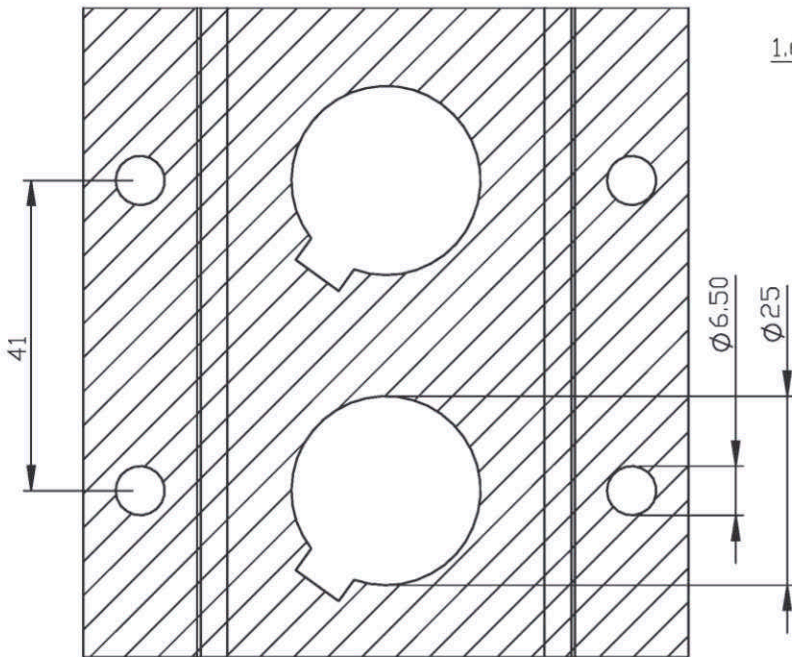
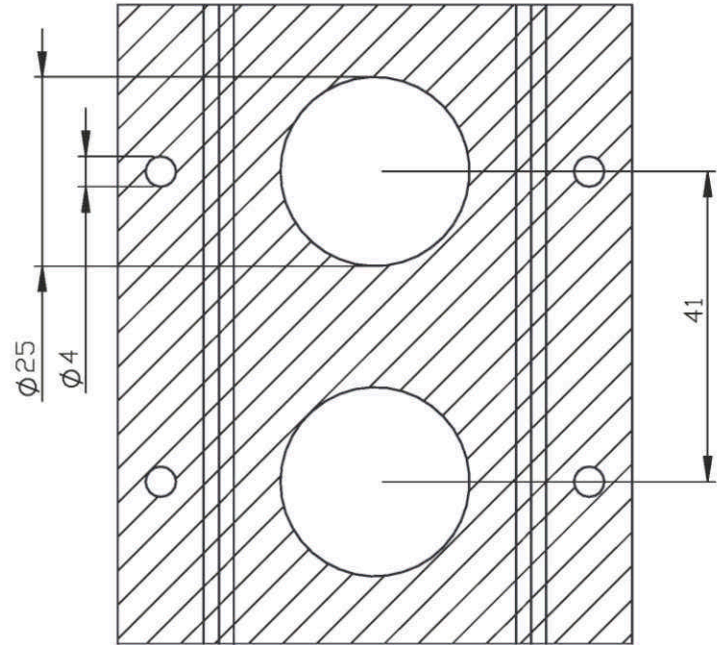
www.servicemetals.co.uk

Steel Sections

1805

Lengths 10'
Galvanised Steel

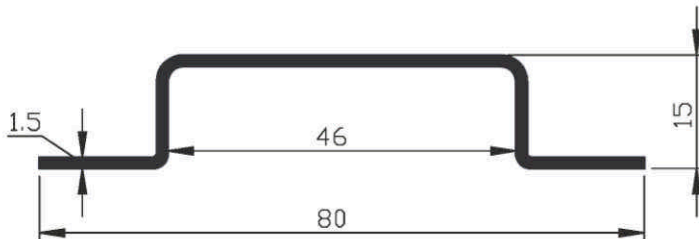
- For telescopic shoring poles and webbing lashing assemblies



1806

Lengths 10'
Stainless Steel or Galvanised Mild Steel

- For telescopic shoring poles, decking beam brackets, garment rails and webbing lashing assemblies.



PLEASE NOTE - All sections are Aluminium unless otherwise stated.



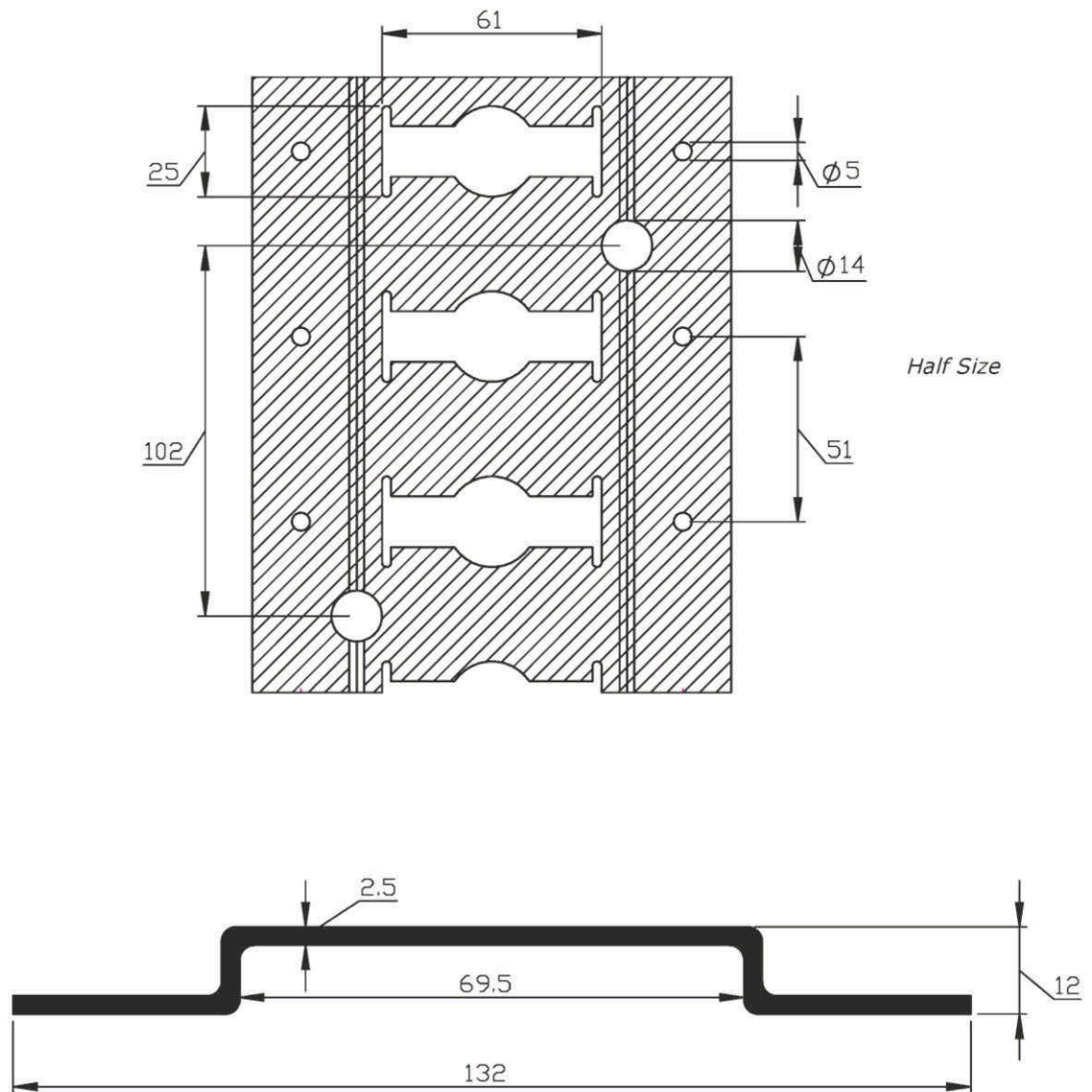
Steel Sections

60025

Lengths 10'

Zinc Plated Mild Steel or Stainless Steel

- Multi load track with universal slots and drainage holes




PLEASE NOTE - All sections are Aluminium unless otherwise stated.



Plywood - Phenol Coated

- Strong and durable birch plywood panels
- Great strength to weight ratio
- WISA plywood uses renewable, easy to recycle material making it a sound ecological choice.



WISA Wire


- **Universal flooring panel**
- **Wear resistant**
- **Slip resistant**
- **Wide range of road transport, warehouse and scaffolding applications**
- **Max Thickness - 30mm**

Thickness	Size (mm)		Weight Kg/m ²
	Width	Length	
12	1220	2440	8.2
12	1525	3050	8.2
15	1220	2440	10.2
18	1220	2500	12.2
18	1525	3050	12.2
21	1220	2500	14.3
24	1220	2500	16.3
27	1220	2500	18.4
30	1525	2500	20.4




WISA Hexa Grip

- **Decorative flooring panel**
- **Wear resistant**
- **Slip resistant**
- **For Road Transport and Staging applications**
- **Max size - 1525mm x 3660mm**
- **Max Thickness - 30mm**



WISA Trans

- **Multi-layer laminated flooring panel**
- **Improved wear resistance**
- **Slip resistant**
- **For Road Transport, warehouse and staging applications.**
- **Max Size - 1525mm x 3660mm**
- **Max Thickness - 35mm**



WISA Truck Plus


- **Multi-layer laminated flooring panel**
- **Excellent wear resistance**
- **Slip resistant**
- **Heavy duty Road Transport, warehouse and loading platform applications**
- **Max Size - 1220mm x 2500mm**
- **Max Thickness - 35mm**

- **More sizes produced available on request**
- **Contact local Service Metals branch for more information**

Timber Flooring

Safodeck Laminated Hardwood Flooring - Half Lap

- Manufactured from Keruing outer and Sepetir or mixed red hardwood inner.
- Half lap edging to allow a degree of expansion without distortion.
- For truck flooring as well as commercial use.
- Imported sustainably directly from South East Asia.



Thickness	Size (mm)		Weight Kg/m
	Surface Width	Lap Width	
28	305	12.5	-

Supplied in packs quantities of 8 lengths at 7.92m (26ft)

Keruing Hardwood Flooring - Half Lap

- Half lap edging ideal for trailer and truck floors.
- Wide range of sizes available.
- For a wide range of road transport applications including truck floors, grain floors and interior tie rails.



Thickness	Size (mm)		Weight Kg/m
	Surface Width	Lap Width	
22	133	12.5	2.25
28	133	12.5	2.90

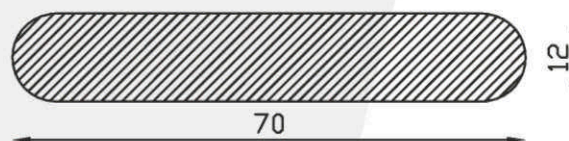
Lengths vary - 1.8m (6') and longer

- **Above sizes may vary.**
- **More sizes available on request.**
- **Contact local Service Metals branch for more information.**


Timber Tie Rail

IMTR

Hardwood Timber Tie Rail
5.9m Lengths
0.6kgs/mtr



Polyfont PW



Product:

- Glass Reinforced Polyester Resin Outer
- WBP Plywood Inner
- Gelcoat RAL9010


Options:

- Colour impregnated exterior gelcoat
- Film protection
- Edge sealing
- Semi recessed rails in 20mm and 24mm
- Surface preparation for final topcoat

Code No.	Size (mm)			Weight kg/m ²
	Thickness	Length	Width	
GRP11/08	11	2438	2420	8.0
GRP11/10	11	3048	2420	8.0
GRP11/12	11	3658	2420	8.0
GRP11/14	11	4267	2420	8.0
GRP14/08	14	2438	2420	10.0
GRP14/10	14	3048	2420	10.0
GRP14/12	14	3658	2420	10.0
GRP14/14	14	4267	2420	10.0
GRP14/16	14	4877	2420	10.0
GRP14/20	14	6096	2420	10.0
GRP14/24	14	7315	2420	10.0
GRP17/08	17	2438	2420	12.0
GRP17/09	17	2743	2420	12.0
GRP17/10	17	3048	2420	12.0
GRP17/20	17	6096	2420	12.0
GRP17/24	17	7315	2420	12.0
GRP20/2.438	20	2438	2420	13.5
GRP20/2.743	20	2743	2420	13.5
GRP20/3.048	20	3048	2420	13.5

- Our panels conform to the norm AFNOR NF T-57-950-1 relating to composite panels in a commercial vehicle application.
- Contact your local Service Metals Branch for more information.

Nidafont L



Product:


- Glass Reinforced Polyester Resin Outer
- Extruded polypropylene core in honeycomb form
- Gelcoat RAL9010 White

Options:

- Colour impregnated exterior gelcoat
- Film protection

Thickness	Size (mm)		Weight Kg/m ²
	Max. Length	Max. Width	
17	5000	2450	4.6
30	5000	2450	5.6

Ecofont



Product:

- Glass Reinforced Polyester Resin Outer
- High density PET recyclable core
- Gelcoat RAL9010 White

Options:

- Colour gelcoat on outer face
- Adhesive protective foil
- Dimensions on request
- Reinforced construction
- Placing of inserts on request

Thickness	Size (mm)		Weight Kg/m ²
	Max. Length	Max. Width	
14	15000	2950	5.3
17	15000	2950	5.5
20	15000	2950	5.7
25	15000	2950	6.1
30	15000	2950	6.5
50	15000	2950	8.1

- Above GRP panels made to order to bespoke dimensions.
- Contact your local Service Metals branch for more information.

Carbofont



Product:


- Glass Reinforced Polyester Resin Outer
- Polycarbonate structure in delta form
- Gelcoat RAL9010

Options:

- Colour gelcoat on outer face
- Plastic protection
- Cut outs as per plans

Size (mm)			Weight (Kg/m ²)
Max. Thickness	Max. Length	Max. Width	
17	14100	2820	7.7
20	14100	2820	7.9

Plastifont Z



Product:

- Glass Reinforced Polyester Resin Outer
- Polyurethane foam (density 40kg/m³ or 50kg/m³)
- Gelcoat RAL9010


Options:

- Colour impregnated exterior gelcoat
- Film protection
- Peripheral Rebates
- Inserts and cut outs as per plans

Size (mm)		Weight Kg/m ²
Max. Thickness	Max. Length	
25	14000	6.7
30	14000	6.9
40	14000	7.4
50	14000	7.5
80	14000	8.7
100	14000	9.5

- Above GRP panels made to order to bespoke dimensions.
- Contact your local Service Metals branch for more information.

Door Blanks



Aluminium / Aluminium

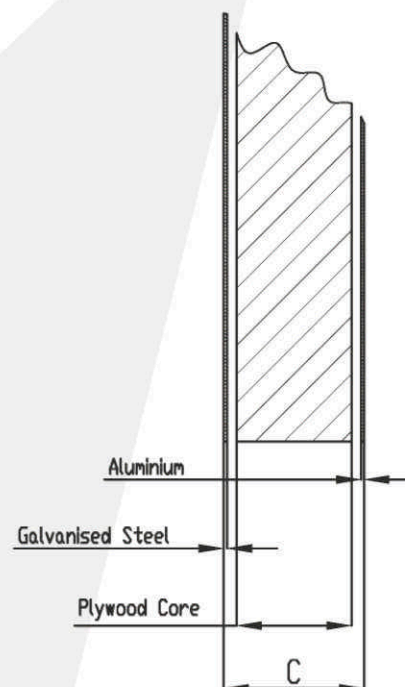
Code No.	A		B		C mm	Weight Kg
	meters	feet	meters	feet		
DB01	2.44	8	1.22	4	19.12*	45.00
DB03	2.74	9	1.22	4	19.12*	50.00
DB05	3.05	10	1.22	4	19.12*	61.00
DB07	3.35	11	1.22	4	19.12*	-
DB09	3.66	12	1.22	4	19.12*	-

* - 18mm plywood core plus 2 sheets of 0.50mm Aluminium outer skin.

Aluminium / Galvanised Steel

Code No.	A		B		C mm	Weight Kg
	meters	feet	meters	feet		
DB02	2.44	8	1.22	4	19.06*	53.00
DB04	2.74	9	1.22	4	19.06*	61.00
DB06	3.05	10	1.22	4	19.06*	69.00
DB08	3.35	11	1.22	4	19.06*	-
DB10	3.66	12	1.22	4	19.06*	-

* - 18mm plywood core plus 1 sheet of 0.50mm Aluminium and 1 sheet of 0.56mm galvanised steel outer skin.



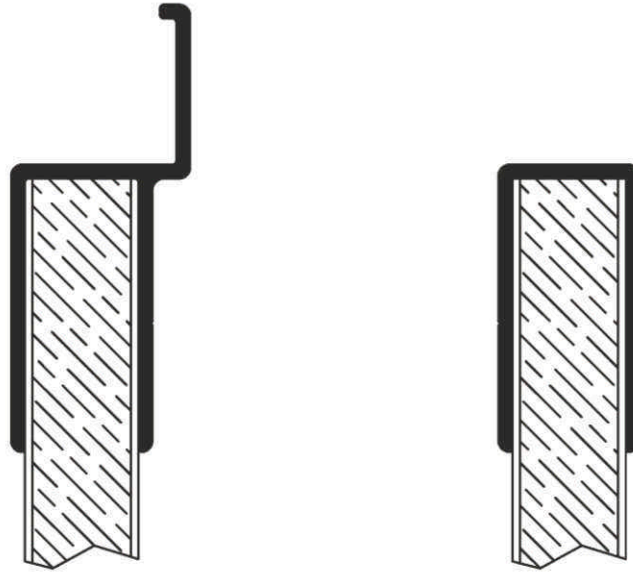
- Non-standard sizes available.
- Door Blanks also available in GRP faced plywood or phenol face.
- Cappings and Rubber Seal available.

PLEASE NOTE - All sections are Aluminium unless otherwise stated.
- All dimensions millimeters unless otherwise stated.



www.servicemetals.co.uk

Door Blank & GRP Panel Cappings



Section No. (Lipped)	Weight kg/m	To Accept	Section No. (Plain)	Weight kg/m
C25L	.700	24mm	C25P	.532
C124	.873	21mm	C125	.676
C88	.616	20mm	C87	.475
C143	.690	19mm	C142	.530
C86	.670	17mm	C85	.510
C83	.650	14mm	C84	.490
C81	.620	11mm	C82	.470

Standard tolerance for internal channel dimension +/- 0.5mm

For more capping sections refer to:

- **Floor Planks Cappings**
- **Dropside and Hollow Plank Cappings**



RDS2

*Rubber Door Seal c/w
PVC Carrier to Suit
19mm Door Blanks*

PLEASE NOTE - All sections are Aluminium
unless otherwise stated.
- All dimensions millimeters unless
otherwise stated.



www.servicemetals.co.uk

Roller Shutters

Euroguard shutter types we offer:

- **Roller shutters.**
- **Overhead shutters.**
- **Roof type shutter.**
- **Double skin lath available.**

Shutter Curtain:

The Eurogard Alloy curtain consists of extruded HE9 alloy profiles complete with an inbuilt hinge, for efficient operation, 50mm lath with a smooth flat face which accommodates a wide range of finishes.

Bottom Rail:

Extruded HE9 alloy - "flat face" design, for enhanced appearance one piece bottom rail, incorporating "inbuilt" finger rail, this reduces installation time. Bottom seal is supplied as standard.

Optional Additional Finger Rail:

Extruded HE9 alloy lath type finger rail - which can be positioned anywhere in the curtain. Ideal for shutters where Bottom Rail is positioned at floor level i.e. demountable "pods"

Lock Options:

Hasp & Staple, Push Button High Security Lock, 2 Way Rod Lock with either 'L' Handle 'T' Handle Thumb Lock or Key Only Lock.

Finishes:

Mill Finish and Anodised Finish available. We also have in-house Powder Coating facilities, therefore reducing lead times, when time is crucial to getting your vehicle back on the road.



- **Contact Euro Transport Manufacturing or Service Metals North for more information.**
- **Further product information and fitting instructions available on Service Metals website.**



Powder Coating- up to 15500mm




INTRODUCING OUR NEW FULLY AUTOMATED PRE-TREATMENT AND POWDER COATING LINE

- Qualicoat approved pre-treatment chemicals used as standard
- Can accommodate lengths up to 15.5 metres
- Group transport option to enable faster turnaround

We have now installed our new, fully automated prewash and powder coating oven at our Euro Transport Manufacturing Ltd premises, and are fully operational. We will continue to use our 8500mm oven to enable more flexibility with smaller powder coating requirements.

Powder coating gives a smooth, tough and resilient coating. It is also an environmentally friendly method of applying paint.

We stock many colours and finishes and we can match virtually any colours required. **The choice of colours and finishes are almost limitless.**



For more information about this service please call Euro Transport Manufacturing Ltd on **0161 804 3489** or visit **www.servicemetals.co.uk**



www.servicemetals.co.uk


Bespoke Customer Special Extrusions

- **Stockholding of bespoke customer special extrusions**
- **Single extrusion or full suite tailored package**
- **Pre-finished: cut / drilled / machined / thermal break**
- **Surface finishes: anodised / powder coated**
- **Extrusion design assistance**
- **CAD drawing service from sketch or sample**
- **3D Printed prototype models for design confidence**


Service Metals have the resources and expertise to deliver extrusions that meet our customers' specifications and needs. The initial tooling costs are surprisingly small, with huge manufacturing cost benefits to be gained.

Special extrusions allow for complex features such as screw ports, strengthening ribs, sleeving, corner cleats, decorative features, sections which snap together or combine integral hinges. The possibilities are endless, all designed to simplify assembly and reduce manufacturing time scales.

For further information please contact your local Service Metals branch.



Bespoke Customer Special Extrusions





the service metals group

ALUMINIUM PROFILES
STEEL PROFILES
SPECIAL EXTRUSIONS
GRP PANELS
TRUCK ROOFS
ROLLER SHUTTERS
BESPOKE BODY KITS
ENGINEERING
UPM FLOORING
FABRICATION
POWDER COATING
PLASTIC TOOL BOXES

WWW.SERVICEMETALS.CO.UK

SERVICE METALS