



'Paddle Handles', 9/00408, etc.



9/00418 Locking version (stainless)



9/00408 Non-locking version (stainless)

Note: Mild steel versions are supplied with plain, unpierced flanges.

Slam-action 'Paddle Handles'

These modern designs provide flush-fitting with all the advantages of ease of fitment and self-contained latching mechanism.

Handles are available in either mild steel, with clear zinc-plated finish or bright stainless steel. Our 'FS' key series is standard.

Flanges pierced as shown with stainless versions only; mild steel designs have plain flange unless specially ordered otherwise.

Options available:-


- Blind mounting (welded studs)
- Inside release knob
- Moulded gasket
- Coloured powder-coated finish
- Double-sided 'FT' key operation
- Moulded dust cover on lock cylinder

Two-Point Action

The basic paddle-handle case can be fitted to operate a 2-way mechanism and flat 'tapes' (or wire) linked to our standard end-latches, 3/22387. The steel 'tapes' slip over cropped rivets in the paddle case: tape length (each) is 635mm.

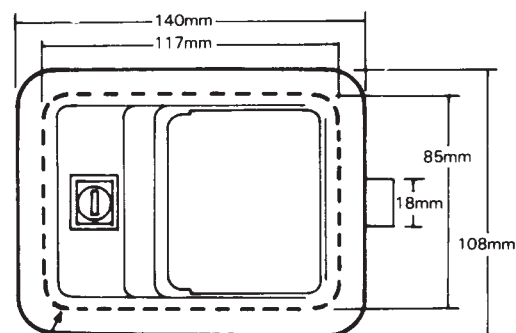
9/00409

2-way centre case
mild steel



Flanges are unpierced as standard, on mild steel versions.

Dimensions



Suggested outline of cutout.



Note:- Handles can be slammed shut even when key is in 'locked' position.

Stainless steel

Material is Grade 316 for case and flap only, normally bright-polished on visible surfaces. Handles can be supplied in matt, mill-finish. To special order **all steel components** (including slam-bolt) can be made in stainless material.

Ordering Code

Part Number	Description
9/00419	Paddle Handle, locking, mild steel
9/00420	Paddle Handle, non-locking, mild steel
9/00418	Paddle Handle, locking, stainless steel
9/00408	Paddle Handle, non-locking, stainless steel
9/00409	Centre case only, mild steel, 2-way
9/00429	Full kit, centre case plus 'tapes' (2) and end latches (2), mild steel
9/00438	Centre case only, stainless, 2-way
9/00439	Full kit, centre case stainless plus 'tapes' (2) and end latches
9/00430	As 9/00418, c/w interior knob